

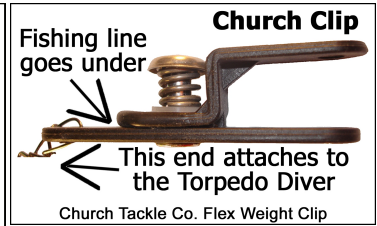
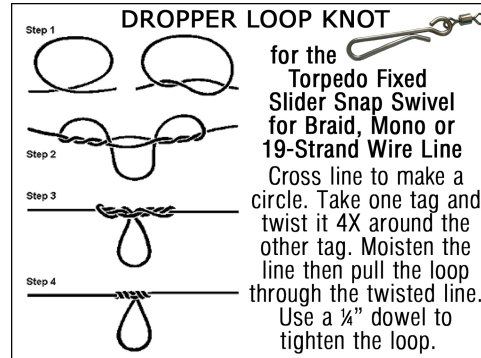
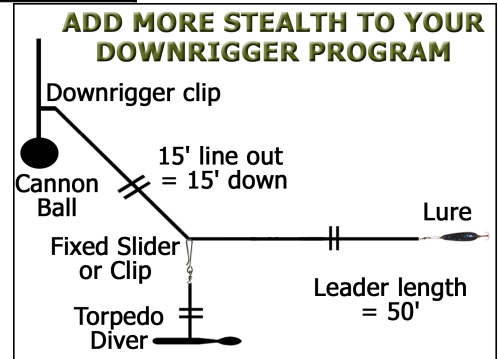
Torpedo Diver Shark Depth Chart – 1 to 4 mph

Depth Chart is for 20lb Braid, 30lb Braid and 30lb Stainless Steel

Depth	Speed mph																																		
	1	1.1	1.2	1.3	1.4	1.5	1.6	1.7	1.8	1.9	2	2.1	2.2	2.3	2.4	2.5	2.6	2.7	2.8	2.9	3	3.1	3.2	3.3	3.4	3.5	3.6	3.7	3.8	3.9	4				
5	5	5	5	5	5	5	5	5	5	5	5	5	5	5	5	5	5	5	5	5	5	5	5	5	5	5	6	6	6	7	7				
10	10	10	10	10	10	10	10	10	10	10	10	10	10	10	10	10	12	13	13	15	16	16	18	19	20	21	22	24	25	26	28				
15	15	15	15	15	15	15	15	15	15	15	15	17	19	20	22	24	26	28	30	33	35	37	41	43	46	47	50	53	56	59	62				
20	20	20	20	20	20	20	20	22	25	28	31	33	36	40	43	47	50	54	59	63	65	72	76	81	83	89	94	99	105	110					
25	25	25	25	25	25	27	31	35	39	43	48	52	57	62	67	73	78	84	91	98	102	113	119	126	130	139	147	155	163	172					
30	30	30	30	30	30	34	39	45	50	56	62	69	75	81	90	97	105	113	121	132	141	147	163	172	182	188	201	212	223	235	248				
35	35	35	35	36	41	47	54	61	68	76	84	94	101	111	122	132	143	153	165	179	191	201	222	234	248	255	273	288	304	320	337				
40	40	40	40	46	54	61	70	79	89	99	110	122	133	145	159	172	186	200	216	234	250	262	290	306											
45	45	45	50	59	68	77	89	100	112	125	139	155	168	183	202	218	236	253	273	296															
50	50	52	62	73	84	95	109	124	139	155	172	191	207	226	249	269	291																		
55	55	63	75	88	102	116	132	150	168	187	208	231	251	274	301																				
60	62	75	89	105	121	138	158	178	200	223	248	275	298																						
65	73	88	105	123	142	161	185	209	234	262	291																								
70	84	102	121	142	165	187	215	242	272	304																									
75	97	117	139	163	190	215	246	278																											
80	110	133	158	186	216	244	280																												
85	124	150	179	210	243	276																													
90	139	168	201	235	273																														
95	155	188	223	262	304																														
100	172	208	248	291																															
105	190	229	273																																
110	208	252	300																																
115	227	275																																	
120	248	300																																	
125	269																																		
130	291																																		

Visit our website to see Captain's videos and other information on how to maximize your Torpedo Diver success.

www.torpedodivers.com



- 1 With a fishing lure attached allow a leader according to the species desired.
- 2 Attach the Torpedo Diver 12" below the Fixed Slider Snap Swivel and attach to the line by sliding it through the Dropper Loop Knot (see diagram). See diagrams for the line placement when using the Church Clip or OR16 Clip.

- 3 Let out the amount of line to depth according to the chart. See website for other depth charts.

Depth is Reduced by Drag: Deduct 7' for a Dodger, 5' for a Magnum Lure and 2' for a Four Inch Lure.

- 4 Place fishing rod in a rod holder.
- 5 When reeling in slip out the Fixed Slider or unclip the clip attached to the Torpedo Diver and continue to reel in your catch.
- 6 Enjoy Your Fishing Experience.

DO NOT drill any holes in the Torpedo Diver to add hooks. When fishing strong game fish **DO NOT** run a lead less than 30'.