

LEASING INFO

WILL TYNER
WTYNER@RDNASHVILLE.COM
615-339-5559

KEN POWERS
KPOWERS@CRSNASHVILLE.COM
615-476-1127



COMMERCIAL
REALTY SERVICES

NEW DEVELOPMENT

Clearview Station

MIXED-USE DEVELOPMENT

1316 CLEARVIEW DRIVE,
MT. JULIET TN

Clearview Station

OVERVIEW

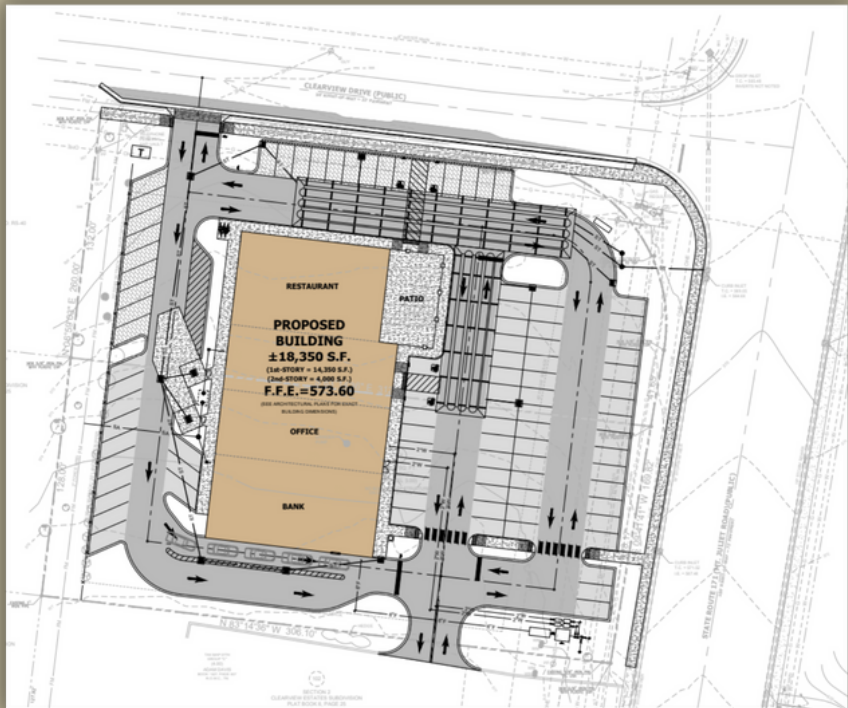
24,000 SQ FT MIXED-USE SPACE



COMMERCIAL
REALTY SERVICES

Clearview Station

SITE PLAN



COMMERCIAL
REALTY SERVICES

Clearview Station

DEMOGRAPHICS

ADT

N. MOUNT JULIET RD.

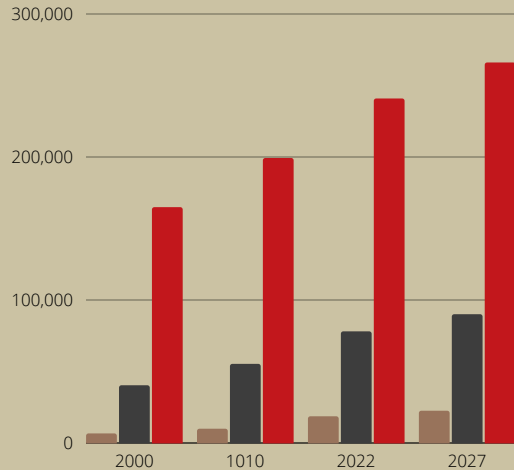
31,345

CLEARVIEW DR.

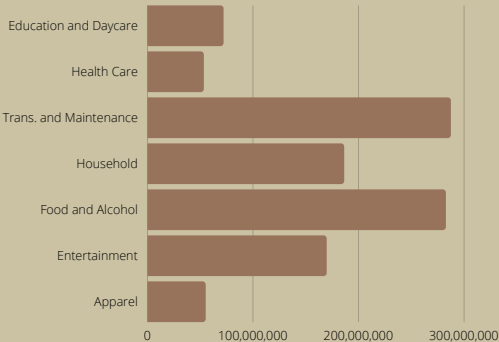
261

POPULATION

■ 2 mile population ■ 5 mile population
■ 10 mile population



CONSUMER SPENDING



COMMERCIAL
REALTY SERVICES

Clearview Station

AERIAL VIEW OF SUBMARKET



PROVIDENCE

PROVIDENCE PKWY

PLEASANT GROVE ESTATES
52 UNITS

VILLAGE AT PLEASANT GROVE
CLASS CREEK APTS
275 PROPOSED UNITS



PLEASANT GROVE DR.



RUTLAND PLACE
SENIOR LIVING

MOUNT JULIET
CHRISTIAN ACADEMY

HARVEY THOMAS
14 UNITS

N. MT. JULIET RD

Clearview Station

FAIRVIEW
KNOLL
7 UNITS

WEST WILSON
MIDDLE SCHOOL

CLEARVIEW DR.



CLEARVIEW
ESTATES
170 UNITS

MOUNT JULIET
PHARMACY