



**GREATER TEXOMA UTILITY AUTHORITY
SPECIAL BOARD MEETING
FEBRUARY 5, 2024**

**GTUA BOARD ROOM
5100 AIRPORT DRIVE
DENISON, TEXAS 75020**



AGENDA
GREATER TEXOMA UTILITY AUTHORITY
BOARD OF DIRECTORS SPECIAL MEETING
GTUA BOARD ROOM
5100 AIRPORT DRIVE
DENISON, TEXAS 75020
Monday, February 5, 2024, 12:00 p.m.

Notice is hereby given that a special meeting of the Board of Directors of the Greater Texoma Utility Authority will be held on the 5th day of February 2024, at 12:00 p.m. in the Administrative Offices of the Greater Texoma Utility Authority, 5100 Airport Drive, Denison TX, 75020, at which time the following items may be discussed, considered and acted upon, including the expenditure of funds.

Agenda:

- I. Call to Order.
- II. Pledge of Allegiance.
- III. Administer Oath of Office
- IV. Consent Agenda
 - * Items marked with an asterisk (*) are considered routine by the Board of Directors and will be enacted in one motion without discussion unless a Board Member or a Citizen requests a specific item to be discussed and voted on separately.
- V. * Consider and act upon approval of Minutes January 22, 2024, Meeting.
- VI. * Consider and act upon Change Order No. 4 on Landmark Structures contract for City of Princeton Project.
- VII. * Consider and act upon Change Order No. 5 on Underwood, Inc. contract for City of Whitewright Project.
- VIII. Citizens to be Heard.
- IX. Consider and act upon Kiewit Water Facilities South Company's Guaranteed Maximum F2 – Underground Piping & Appurtenances, and I – Process Mechanical for City of Sherman's South Wastewater Treatment Plant – MBR Project.
- X. Consider and act upon the award of contract for the City of Sherman's Westside Sewer Replacement Project.

XI. Receive General Manager's Report: The General Manager will update the Board on operational and other activities of the Authority.

XII. Adjourn.

¹The Board may vote and/or act upon each of the items listed in this agenda.

²At any time during the meeting or work session and in compliance with the Texas Open Meetings Act, Chapter 551, Government Code, Vernon's Texas Codes, Annotated, the Greater Texoma Utility Authority Board may meet in executive session on any of the above agenda items or other lawful items for consultation concerning attorney-client matters (§551.071); deliberation regarding real property (§551.072); deliberation regarding prospective gifts (§551.073); personnel matters (§551.074); and deliberation regarding security devices (§551.076). Any subject discussed in executive session may be subject to action during an open meeting.

³PERSONS WITH DISABILITIES WHO PLAN TO ATTEND THIS MEETING, AND WHO MAY NEED ASSISTANCE, ARE REQUESTED TO CONTACT VELMA STARKS AT (903) 786-4433 TWO (2) WORKING DAYS PRIOR TO THE MEETING, SO THAT APPROPRIATE ARRANGEMENTS CAN BE MADE.

AGENDA ITEM V

**MINUTES OF THE BOARD OF DIRECTORS' SPECIAL MEETING
GREATER TEXOMA UTILITY AUTHORITY**

MONDAY, JANUARY 22, 2024

**AT THE ADMINISTRATIVE OFFICES
5100 AIRPORT DRIVE
DENISON TX 75020**

Members Present: Brad Morgan, Scott Blackerby, Henry Koehler, Stanley Thomas, Ken Brawley, d Robert Hallberg, Kristofor Speigel, and Matt Brown

Members Absent: Donald Johnston

Staff: Paul Sigle, Tasha Hamilton, Stacy Patrick, Nichole Murphy, Debi Atkins, Lisa Lee, and Velma Starks

General Counsel: Mike Wynne, Wynne and Smith

Bond Counsel:

Visitors:

I. Call to Order

Board President Brad Morgan called the meeting to order at 12:00 p.m.

II. Pledge of Allegiance

Board President Brad Morgan led the group in the Pledge of Allegiance.

III. Administer Oath of Office.

The Oath of Office was administered to Scott Blackerby, Stanley Thomas and Matt Brown by Velma Starks, Notary Public

IV. Consider and act upon Officers for 2024 Calendar Year.

The Nomination Committee consisting of Scott Blackerby, Stanley Thomas, and Henry Koehler nominated Brad Morgan, Donald Johnston, and Scott Blackerby. Board Member Ken Brawley made the motion to keep officers the same, Brad Morgan for President, Donald Johnston for Vice President, and Scott Blackerby for Secretary/Treasurer. Board Member Robert Hallberg seconded the motion. Motion passed unanimously.

V. Consent Agenda

Items marked with an asterisk () are considered routine by the Board of Directors and are enacted in one motion without discussion unless a Board Member or a Citizen requests a specific item to be discussed and voted on separately.

VI. * Consider and act upon approval of Minutes of December 18, 2023, Meeting.

VII. * Consider and act upon approval of accrued liabilities for December 2023.

Board Member Scott Blackerby made the motion to approve the Consent Agenda. Board Member Kristofor Speigel seconded the motion. Motion passed unanimously.

VIII. Citizens to be Heard.

No citizens wished to be heard.

IX. Consider and act upon Audited Financial Statements for Fiscal Year Ending September 30, 2023.

Cody Nichols, with the firm of Pattillo, Brown & Hill, L.L.P, reviewed the audit with the Board. Board Member Henry Koehler made the motion to accept the audit as presented. Board Member Matt Brown seconded the motion. Motion passed unanimously.

X. Consider and act upon a Resolution authorizing the City of Sherman to procure construction projects on the behalf of the Authority.

General Manager Paul Sigle provided background information for the Board. Mike Wynne, GTUA's Attorney provided additional information. No action to be taken.

XI. Consider and act upon the Guaranteed Maximum Price Five (GMP 5.00) for Garney Companies, Inc. for the City of Sherman 36-inch West Sherman Water Main Project.

General Manager Paul Sigle provided background information for the Board. Four bids for the installation of the three segments for the 36-inch West Sherman Main were received. After the bids were reviewed, it was decided to award the segments: Segment 1 to Garney Construction, Segment 2 to McKee Utility Contractors and Segment 3 to Garney Construction. The City of Sherman has approved the GMP 5.00 for Garney in the amount of \$47,067,422.64 for a total contract amount of \$77,653,935.32. Board Member Stanley Thomas made the motion to approve the award. Board Member Matt Brown seconded the motion. Motion passed unanimously.

XII. Consider and act upon a resolution by the Board of Directors of the Greater Texoma Utility Authority requesting financial assistance from the Texas Water Development Board, authorizing the filing of an application for assistance, and making certain findings in connection therewith (City of Whitewright).

General Manager Paul Sigle provided background information for the Board. The bids for the water system improvements project were over budget. It was realized that additional funds would be needed in the amount not to exceed \$3,220,000. Board Member Robert Hallberg made the motion to authorize the submission of an application to the TWDB for the additional funds. Board Member Matt Brown seconded the motion. Motion passed unanimously.

XIII. Consider and act upon a resolution by the Board of Directors of the Greater Texoma Utility Authority accepting the contract with Red River Construction Company for the City of Kaufman WWTP Improvements Project as complete.

General Manager Paul Sigle provided background information for the Board. Red River Construction Company has completed the City of Kaufman WWTP Improvements Project. Accepting the project as complete will allow the Authority to process the final payment and release the retainage to Red River Construction Company. Board Member Scott Blackerby made the motion to approve the project as complete. Board Member Stanley Thomas seconded the motion. Motion passed unanimously.

XIV. Consider and act upon the Agreement for Financial Advisory Services.

General Manager Paul Sigle provided background information. Specialized Public Finance has provided financial advisory services to the Authority since November 2008 and the Authority staff has been very satisfied with the services they have provided. Board Member Scott Blackerby made the motion to approve the contract with Specialized Public Finance to provide Financial Advisory services to the Authority. Board Member Ken Brawley seconded the motion. Motion passed unanimously.

XV. Consider and act upon Agreement for Bond Counsel Services.

General Manager Paul Sigle provided background information for the Board. Norton Rose Fulbright is the Authority's current bond counsel and has provided bond counsel services to the Authority since our creation. The Authority continues to be very satisfied with the services they have provided. Board Member Scott Blackerby made the motion to approve the contract with Norton Rose Fulbright to provide bond counsel services to the Authority. Board Member Ken Brawley seconded the motion. Motion passed unanimously.

XVI. Discussion and possible action on reimbursement of cost for use of a personal vehicle by the General Manager for Authority Business.

Discussion was held. Board Member Matt Brown made the motion to increase the General Manager's salary by \$600 per month and to use the standard IRS mileage reimbursement for the millage used for work related activities. Board Member Kristofor Spiegel seconded the motion. Motion passed unanimously.

XVII. Discussion and possible action on calling a special Board Meeting for February 5, 2024.

General Manager Paul Sigle informed the Board that the City of Sherman requested a special meeting to consider Sherman agenda items. Board President Brad Morgan called a Special Board Meeting to be held Monday, February 5, 2024, at 12 noon with lunch.

XVIII. Receive General Manager's Report: The General Manager will update the Board on operational and other activities of the Authority.

- TWDB is requesting input for the new Texas Water Fund. Authority Staff has provided feedback through the surveys provided in the press release.
- With the needed for additional water supplies by City of Celina, North Texas Municipal Water District (NTMWD) and Upper Trinity Regional Water District is offering to cost share updating the Regional Water System Report conducted in 2019. The MOA for the proposed assistance by the two group is expected at the February Board meeting.
- NTMWD has released the a consulting engineer to begin work on the design for paralleling the Texoma Raw Water Line with contraction expected to begin in 2016 and completion in 2019. The ILA is expected to in the near future for the cost sharing of the project.
- City of Princeton Change Order reduction on February 5, 2024, Special Meeting Agenda

XIX Adjourn

Board Member Ken Brawley made the motion to adjourn. Board Member Robert Hallberg seconded the motion. Board President Brad Morgan declared the meeting adjourned at 1:16 p.m.

#####

Recording Secretary

Secretary-Treasurer

AGENDA ITEM VI

**PCCO #004**

Landmark Structures
1665 Harmon Rd
Fort Worth, Texas 76177
Phone: 817 439 8888

Project: 1746 - 1746 Princeton TX - 2.0 MG CET
1110 Myrick Ln.
Princeton, Texas 75407

Prime Contract Change Order #004: Delete Pedestal Blast and Contract Time Extension

TO:	Greater Texoma Utility Authority (GTUA) 5100 Airport Dr. Denison, Texas 75020	FROM:	Landmark Structures 1665 Harmon Rd Fort Worth, Texas 76177
DATE CREATED:	9/09/2023	CREATED BY:	Misa Banderas (Landmark Structures)
CONTRACT STATUS:	Pending - In Review	REVISION:	0
REQUEST RECEIVED FROM:		LOCATION:	
INVOICED DATE:		PAID DATE:	
REFERENCE:		CHANGE REASON:	Client Request
PAID IN FULL:	No	EXECUTED:	No
ACCOUNTING METHOD:	Unit/Quantity Based	SCHEDULE IMPACT:	90 days
SIGNED CHANGE ORDER RECEIVED DATE:			
FIELD CHANGE:	No	CONTRACT FOR:	1:1746 Princeton TX - 2.0 MG CET Prime Contract
		TOTAL AMOUNT:	(\$7,150.00)

DESCRIPTION:

1. CE #012 - Delete Pedestal Blast - Associated credit to delete pedestal blast and leave pedestal as is.
2. CE #017 - Contract Time Extension - Good will time extension to allow for electrical components and generator manufacturer delays.
 1. Current Contract Dates
 1. Substantial Completion date: 10/3/23
 2. Final Completion date: 11/2
 2. Revised Contract Dates
 1. Substantial Completion date: 11/3/23
 2. Final Completion date: 1/31/24

ATTACHMENTS:**CHANGE ORDER LINE ITEMS:**

#	Budget Code	Description	Qty	Units	Unit Cost	Subtotal
1		Credit to delete pedestal blast	1.0	LS	\$(7,150.00)	\$(7,150.00)
2		Revised Contract Dates	1.0	LS	\$0.00	\$0.00
Grand Total:						\$(7,150.00)



PCCO #004

The original (Contract Sum)	\$7,959,000.00
Net change by previously authorized Change Orders	\$11,904.00
The contract sum prior to this Change Order was	\$7,970,904.00
The contract sum would be changed by this Change Order in the amount of	(\$7,150.00)
The new contract sum including this Change Order will be	\$7,963,754.00
The contract time will be increased by this Change Order by 90 days.	

Joseph Helmberger (Kimley-Horn and Associates, Inc.)


Greater Texoma Utility Authority (GTUA)

Landmark Structures
Chris Lamon
1665 Harmon Rd
Fort Worth, Texas 76177

5100 Airport Dr.
Denison, Texas 75020

 11/6/23
 SIGNATURE DATE


 SIGNATURE DATE

DocuSigned by:
 9/19/2023
 DF180876BF0E4C6...
 SIGNATURE DATE

AGENDA ITEM VII

Date of Issuance: 01/12/2024	Effective Date: 01/12/2024
Owner: GTUA obo City of Whitewright	Owner's Contract No.: WTW007.002
Contractor: Underwood, Inc.	Contractor's Project No.: WTW007.002
Engineer: KSA engineers, Inc.	Engineer's Project No.: WTW007.002
Project: TWDB Water Distribution System Improvements	Contract Name: 62831 CID 02

The Contract is modified as follows upon execution of this Change Order:

Description: Install up to three six inch insertion valves if needed at \$7,000 perunit. There are no valves to isolate line four to cap off the old line. There will need to be atleast one valve installed, but could be up to three according to the city. This will reduce the item 1.07 by 3 EA.

Attachments: Change Order Exhibit CO5.pdf
[11] 11 LINE 4 STA 0+00 - END.pdf
Insertion Valve Proposal.pdf

CHANGE IN CONTRACT PRICE	CHANGE IN CONTRACT TIMES <i>[note changes in Milestones if applicable]</i>
Original Contract Price: \$ <u>752,421.75</u>	Original Contract Times: Substantial Completion: <u>270 (10/16/2022)</u> Ready for Final Payment: <u>300 (11/15/2022)</u> days or dates
[Increase] [Decrease] from previously approved Change Orders No. _____ to No. _____; \$ _____	[Increase] [Decrease] from previously approved Change Orders No. _____ to No. _____; Substantial Completion: _____ Ready for Final Payment: _____ days
Contract Price prior to this Change Order: _____ \$ <u>762,921.75</u>	Contract Times prior to this Change Order: _____ Substantial Completion: _____ Ready for Final Payment: _____ days or dates
[Increase] [Decrease] of this Change Order: _____ \$ <u>17,025</u>	[Increase] [Decrease] of this Change Order: _____ Substantial Completion: _____ Ready for Final Payment: _____ days or dates
Contract Price incorporating this Change Order: _____ \$ <u>779,946.75</u>	Contract Times with all approved Change Orders: _____ Substantial Completion: <u>November 22, 2023</u> Ready for Final Payment: <u>December 22, 2023</u> days or dates

RECOMMENDED:	ACCEPTED:	ACCEPTED:
By: <u>[Signature]</u> Engineer (if required)	By: <u>[Signature]</u> Owner (Authorized Signature)	By: <u>[Signature]</u> Contractor (Authorized Signature)
Title: <u>Project Manager</u>	Title: <u>City Secretary</u>	Title: <u>President</u>

Date: _____ Date _____ Date 4/15/24

Approved by Funding Agency (if applicable)

By: [Signature]
Title: 1/26/2024

Date: _____

City of Whitewright
Texas Water Development Board - DWSRF Waterline Replacements
DWSRF Waterline Replacements
TWDB Project No. 62831 CID 02
Contractor: Underwood Construction
Change Order No. 5 Attachment

Bid Item No.	Item Description	Original Contract Information			Adjusted Contract Information			Net Contract Changes			
		Item Quantity	Units	Unit Price	Total Value of Item (\$)	Item Quantity	Units	Unit Price	Total Value of Item (\$)	Item Quantity Increase (+) /Decrease (-)	Total Value of Item (\$) Increase (+) /Decrease (-)
1.07	Furnish & Install 6" Gate Valve Assembly with 2" Operating Nut and Valve Box as shown and specified	24	EA	\$ 1,325.00	\$ 31,800.00	21	EA	\$ 1,325.00	\$ 27,825.00	-3	\$ (3,975.00)
1.32	6" Insertion Valve (LINE 4)	0	EA	\$ 7,000.00	\$ -	3	EA	\$ 7,000.00	\$ 21,000.00	3	\$ 21,000.00
Change Order Summary											
Total Additions											\$ 21,000.00
Total Deductions											\$ (3,975.00)
Net Change by Change Order											\$ 17,025.00
Original Contract Price											\$ 752,421.75
Net Change by Previous Change Orders											\$ 10,500.00
Contract Price Prior to this Change Order											\$ 762,921.75
Cumulative % Change											3.66%
Contract Price incorporating this Change Order											\$ 779,946.75

AGENDA ITEM IX



GREATER TEXOMA UTILITY AUTHORITY AGENDA COMMUNICATION

DATE: February 1, 2024

SUBJECT: AGENDA ITEM NO. IX

PREPARED AND SUBMITTED BY: Paul M. Sigle, General Manager

**CONSIDER AND ACT UPON KIEWIT WATER FACILITIES SOUTH COMPANY'S GUARANTEED
MAXIMUM F2 – UNDERGROUND PIPING & APPURTENANCES, AND I – PROCESS
MECHANICAL FOR CITY OF SHERMAN'S SOUTH WASTEWATER TREATMENT PLANT – MBR
PROJECT.**

ISSUE

Consider and act upon Kiewit Water Facilities South Company's Guaranteed Maximum F – Underground Piping & Appurtenances, and I – Process Mechanical for City of Sherman's South Wastewater Treatment Plant – MBR Project.

BACKGROUND

Due to rapid industrial and municipal growth currently being experienced by the City of Sherman, the Wastewater Treatment Plant has to be expanded to meet expected flow and effluent characteristics. Given these characteristics, our engineers recommended a Membrane Biological Reactor (MBR) as the treatment method that will be required to meet the TCEQ requirements. In order to meet the abbreviated timeline, the method of construction delivery chosen was Construction Manager at Risk, or CMAR. Requests for Qualifications (RFQ's) were submitted with three construction firms submitting Statement of Qualifications (SOQ's). The contractor chosen to undertake the new Wastewater Treatment Plant – MBR was Kiewit Water Facilities South, Co. The engineers have undertaken pre-selection of various long lead time equipment to save as much time as possible. Further, the contractor, now procured, is also undertaking pre-procurement to expedite time of delivery.

CONSIDERATIONS

The City of Sherman is requesting the Authority to approve Kiewit Water Facilities South Guaranteed Maximum Price F2 for Underground Piping & Appurtenances and I for Process Mechanical. The City of Sherman accepted bids for the two bid packages on January 24, 2024, at City Hall. The Underground Piping early works package was re-bid in an effort to improve cost competitiveness with a more complete design and better CMAR outreach to potential bidders. Despite the best efforts by the project team, only one bid was received from Kiewit for both packages. After reviewing the bids with the project team, the team recommended accepting the bids from Kiewit.

Based on the recommendation, Kiewit is proposing GMP F2 and I in the amount of \$89,990,731.46 for a total contract price of \$224,165,908.83.

STAFF RECOMMENDATIONS

The Authority Staff recommends approving the GMP F2 and I for Kiewit Water Facilities South Co for the South Wastewater Treatment Plant – MBR Project, increasing the contract amount to \$224,165,908.83. This item is contingent upon the City's approval.

ATTACHMENT

Engineer's Letter of Recommendation

January 31, 2024

GTUA/City of Sherman
220 W Mulberry St.
P.O. Box 1106
Sherman, TX 75091
(903) 892-7208

Re: COSK South Wastewater Treatment Plant - MBR Project
Amendment 04 Recommendation for GMP F2 & GMP I

Dear GTUA/City of Sherman:

GMP F2 – Underground Piping. The Underground Piping early works package was re-bid in an effort to improve cost competitiveness with a more complete design and better CMAR outreach to potential bidders. Despite the best efforts by the project team, only one bid was received. The Program Team has recommended award of a bid to partially accomplish GMP F2 and the CMAR has provided a GMP submittal package for this work. The bid recommendation is to award the bid to Kiewit Water Facilities South Co. with a bid amount of \$36,946,465.00. The GMP F package includes this amount as well as General Conditions costs, CMAR fee, Contingency, and CMAR staff needed to execute this early works package with a total amount of \$ 53,723,445.27.

GMP I – Process Mechanical. The Program Team has recommended award of a bid to accomplish GMP I and the CMAR has provided a GMP submittal package for this work. The bid recommendation is to award the bid to Kiewit Water Facilities South Co. with a bid amount of \$25,620,800.00. The GMP I package includes this amount as well as General Conditions costs, CMAR fee, Contingency, and CMAR staff needed to execute this early works package with a total amount of \$ 36,267,286.19.

The total project funding request for GMP F2 and I is \$ 89,990,731.46. By authorizing this amendment, the following contract adjustments will be made:

Original Contract Value:	\$ 2,865,000.00
Previous Amendments:	\$ 131,310,177.37
<u>Proposed Amendment 04:</u>	
GMP F2	\$ 53,723,445.27
GMP I	\$ 36,267,286.19
Revised Total Contract Value:	<u>\$ 224,165,908.83</u>

Respectfully,



Toby Flinn, PE
Vice President

Attachments:

1. GMP F2 Package
2. GMP I Package



South Wastewater Treatment Plant – MBR Project

GMP Proposal Submissions for:

GMPF2 – Underground Piping

Submitted: January 30, 2024



January 30, 2024

Mr. Tom Pruitt, PE
City of Sherman
220 W. Mulberry Street
Sherman, TX 75090

RE: GMPF2 Underground Piping

Dear Mr. Pruitt:

Kiewit Water Facilities South Co. is hereby submitting GMPF2 proposal for the South Wastewater Treatment Plant – MBR Project. The GMP proposal incorporates Bid Package 05-002 Underground Piping.

RFP and Addenda for BP05-002 have been included in this proposal. The scope of work for BP05-002 includes installation of Underground Piping and appurtenances per the Underground Piping Package ITB. Anticipated Work Start Date February 6, 2024 and Anticipated Finish Date April 7, 2025.

This scope is submitted as a lump sum to be billed against the proposed schedule of values. If the overall project schedule changes, this package may require additional funding that would be negotiated via the change management process.

Below is a table comparing the current proposed values to the overall project budget to help understand how this funding authorization fits within the overall projected construction budget.



GMP	GMP/Work Package Name	Previous	Current	Remaining	Forecast Value	Target
PCSA	Preconstruction Services	\$ 1,950,000.00	\$ -	\$ -	\$ 1,950,000.00	9/18/23
PCSB	Procurement Services	\$ 915,000.00	\$ -	\$ -	\$ 915,000.00	9/18/23
	Preconstruction Lump Sum	\$ 2,865,000.00	\$ -	\$ -	\$ 2,865,000.00	
GMPA	General Conditions	\$ 16,866,305.00	\$ -	\$ -	\$ 16,866,305.00	10/16/23
GMPB	Site Services	\$ 18,399,017.31	\$ -	\$ -	\$ 18,399,017.31	10/16/23
GMP C	Early Procurement	\$ 16,000,000.00	\$ -	\$ -	\$ 16,000,000.00	10/16/23
GMPD	Grading, Excavation, SOE, Dewatering	\$ 15,902,635.00	\$ -	\$ 2,700,000.00	\$ 18,602,635.00	11/20/23
GMPE	Backfill	\$ 5,068,000.00	\$ -	\$ -	\$ 5,068,000.00	12/18/23
GMPF	Underground Piping	\$ -	\$ 39,952,988.25	\$ 7,741,611.75	\$ 47,694,600.00	12/18/23
GMPG	Concrete, Miscellaneous Metals	\$ 32,311,000.00	\$ -	\$ 3,500,000.00	\$ 35,811,000.00	12/18/23
GMPH	Electrical, Instrumentation	\$ 5,019,257.00	\$ -	\$ 30,511,608.34	\$ 35,530,865.34	12/18/23
GMPI	Process Mechanical	\$ 28,860,624.00	\$ -	\$ 1,580,000.00	\$ 30,440,624.00	1/15/24
GMPJ	Building Trades	\$ -	\$ -	\$ 7,813,865.58	\$ 7,813,865.58	1/15/24
GMPK	Site Finishes and Startup Support	\$ -	\$ -	\$ 3,794,221.44	\$ 3,794,221.44	5/20/24
	Cost of Work	\$ 138,426,838.31	\$ 39,952,988.25	\$ 57,641,307.11	\$ 236,021,133.67	
9%	Contingency	\$ 12,458,415.45	\$ 3,595,768.94	\$ 5,187,717.64	\$ 21,241,902.03	
	Cost of Work plus Contingency	\$ 150,885,253.76	\$ 43,548,757.19	\$ 62,829,024.75	\$ 257,263,035.70	
12.2%	~Additional GCs (12.2% When >\$155M)	\$ 1,527,173.31	\$ 5,312,948.38	\$ 7,665,141.02	\$ 14,505,262.71	
	Subtotal Cost of Work	\$ 152,412,427.07	\$ 48,861,705.57	\$ 70,494,165.77	\$ 271,768,298.41	
9.95%	CMAR Fee	\$ 15,165,036.49	\$ 4,861,739.70	\$ 7,014,169.49	\$ 27,040,945.69	
	Construction Total	\$ 167,577,463.56	\$ 53,723,445.27	\$ 77,508,335.26	\$ 298,809,244.10	
	Preconstruction Plus Construction Total	\$ 170,442,463.56	\$ 53,723,445.27	\$ 77,508,335.26	\$ 301,674,244.10	

*Note: Remaining Values for Partial Packages (D,G, H) are approximations not supported by design or estimates.

*Note: The additional GCs are only calculating on Cost of Work plus Contingency above \$138,367,439.73 per Amendment 01.

Respectfully,

James Goyer
Kiewit Water Facilities South Co.
Project Executive

Table Of Contents

- 1) **Executive Summary**
- 2) **Bid Form**
- 3) **BP05-002 Underground Piping Re-Bid Comments**
- 4) **Schedule**

South Wastewater Treatment Plant – MBR Project

TO: City of Sherman/GTUA/Pape-Dawson

DATE: 1/30/2024

FROM: Kiewit

SUBJECT: Executive Summary – Underground Piping and Appurtenances

COPIES: Transmitted Electronically via Email

GMP Overview

The following proposal includes Underground Piping. Each Work Package is comprised of various Bid Packages that are described in Table 1.

Table 1: Work Packages

Work Package ID	Work Package Name	Associated Bid Packages
GMPA	General Conditions	BP02-001, BP03-001, 003, 011 to 017, 029-032, 039-045
GMPB	Site Services	BP03-All (Except those listed above)
GMPC	Early Procurement	BP01-All
GMPD	Early Grading, Excavation, SOE, Dewatering	BP04-001
GMPE	Backfill	BP04-002
GMPF	Underground Piping	BP05-001
GMPF2	Underground Piping Rebid	BP05-002
GMPG	Concrete	BP06-001, BP06-002
GMPH	Underground Electrical	BP07-001
GMPH2	Aboveground Electrical	BP07-002
GMPI	Process Mechanical	BP08-001
GMPJ	Building Trades	TBD
GMPK	Site Finishes and Startup Support	TBD

BP05-002 Overview

This scope of work includes Underground Piping for the piping shown in the Underground Piping Package ITB.

The services listed and provided are critical to the CMAR's ability to manage the project per the Contract documents, procedural requirements as outlined in the project management documents, and to satisfy best management practices. Any variation in these services could affect the CMARs ability to manage to the contract documents and best management practices standards.

The CMAR solicited, coordinated, and executed this GMP development per the CMAR Agreement and specifications. The speed of project execution has limited our ability to collaborate in depth but there has been discussion and review of certain scopes during task force meetings.

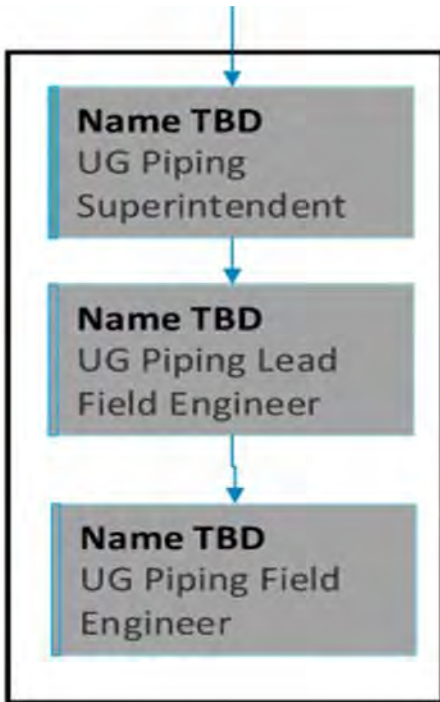
Bid Schedule & Results

BP05-002 Underground Piping was issued for Notice to Bid on January 11, 2024. The Bid Package was due on January 24, 2024. Only one bidder, Kiewit Water Facilities South Co. submitted a proposal for the Base Bid in the amount of \$36,946,465.00. Bid was submitted in a sealed package to the City of Sherman and was evaluated by a committee including the City of Sherman, Pape-Dawson, and Plummer. The committee recommended approval and award to Kiewit Water Facilities South Co..

Pape-Dawson issued BP05-002 Underground Piping Re-Bid Bid Package Comments dated January 26, 2024 requesting further clarification. Our response to Comment No. 3 regarding Plant and Potable Water is to include an Allowance in the amount of \$250,000. Our response to Comment No. 5 regarding Valves is to include an Allowance in the amount of \$250,000. Our response to Comment No. 7 regarding Corrosion Protection is to include an Allowance in the amount of \$125,000.

CMAR support staff for BP05-002 consists of an Underground Piping Superintendent and two (2) Underground Piping Field Engineers for 48 Weeks (5/6/24 – 4/7/25) has also been included consistent with the positions identified as future scopes on the initial GMP submittals. The cost for support staff is \$1,104,000. In agreement with Owner, CMAR to carry 5% Owner’s contingency to address design development from the current Bid Packages to IFC. CMAR recommends contingency in the amount of \$1,902,523 (includes Base Bid and CMAR support staff). CMAR recommends a GMPF2 cost of \$39,952,988 (includes Owner’s Contingency; excludes 9% Contingency & CMAR Fee).

Figure 1: GMPF2 Support (Org Chart)



Assumptions and Clarifications

1. WCD No. 001 Furnish and install piping critical to project schedule is not included in this Bid Package
2. Bidder reserves the right to re-evaluate pricing once as-builts, constraints and existing conditions have been provided.
3. Permits and Permit Fees are excluded from this Bid Package.

South Wastewater Treatment Plant – MBR Project
GMP Scope of Work

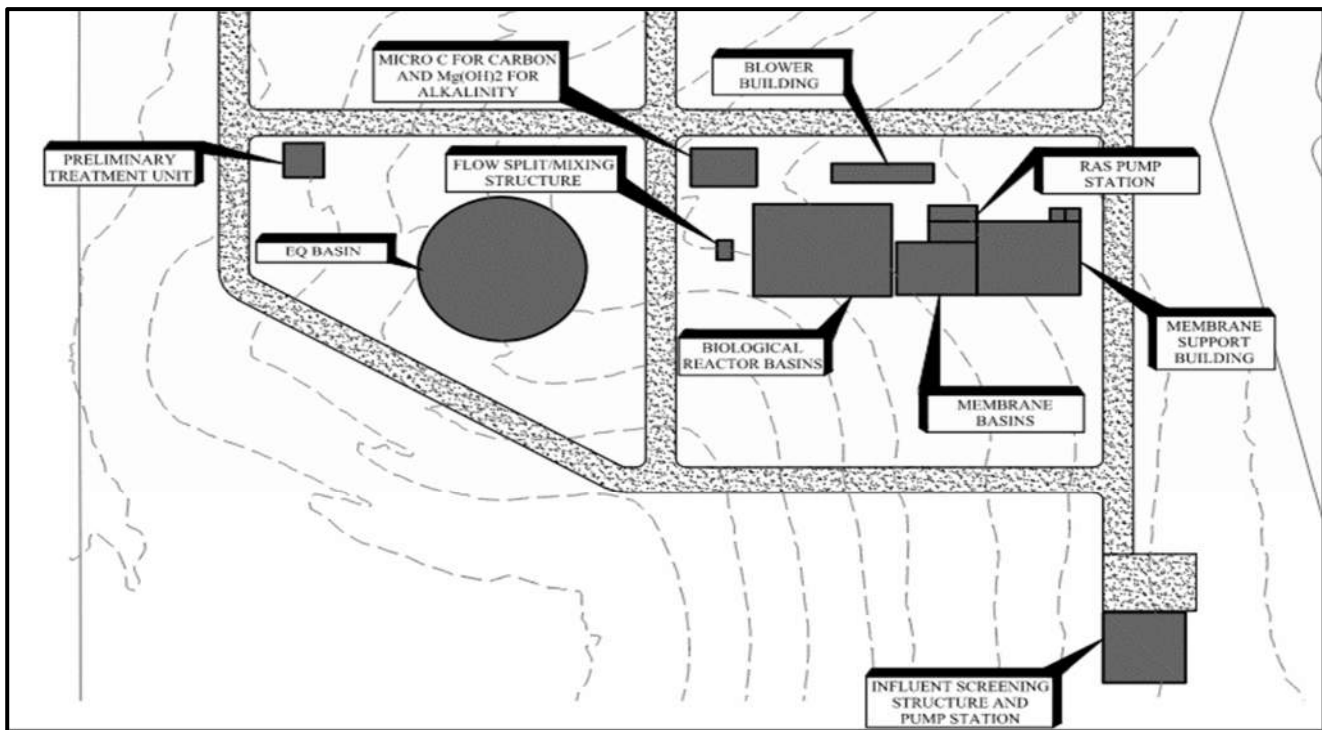
4. Excavation of rock for UG pipe installation is not foreseen in the Geotech, therefore is excluded from this Bid Package.
5. All excess excavated material and spoils will be stockpiled on site for this Bid Package. Bid assumes no material will have to be hauled off-site.
6. Per the pipe schedule, CPVC or double contained piping is not included in this Bid Package.
7. Services calling for DIP 3" and below will be provided as PVC.
8. Expansion joints not shown on the Drawings are excluded from this Bid Package.
9. Piping not shown on the Drawings are excluded from this Bid Package.
10. Pipe testing to be to AWWA pipe testing standards in respect to pipe shown on sheet G-024.
11. Pipe materials shown on the Pipe Material Schedule was the basis of estimate.

30% Cost Model Pricing Comparison

The cost for the proposed GMPF2 as presented in the 30% Design Cost Model has changed. Revised Drawings were issued with BP05-002, with the following impacts to costs:

1. WCD No. 001 scope of work is not included in this Bid Package.
2. Under slab piping at the Carbon and Magnesium was not previously shown in the BP05-001 Underground Piping Package, this piping is included in this Bid Package.

Figure 2: 30% Cost Model Site Plan



South Wastewater Treatment Plant – MBR Project
GMP Scope of Work

Figure 3: BP05-002 Site Plan

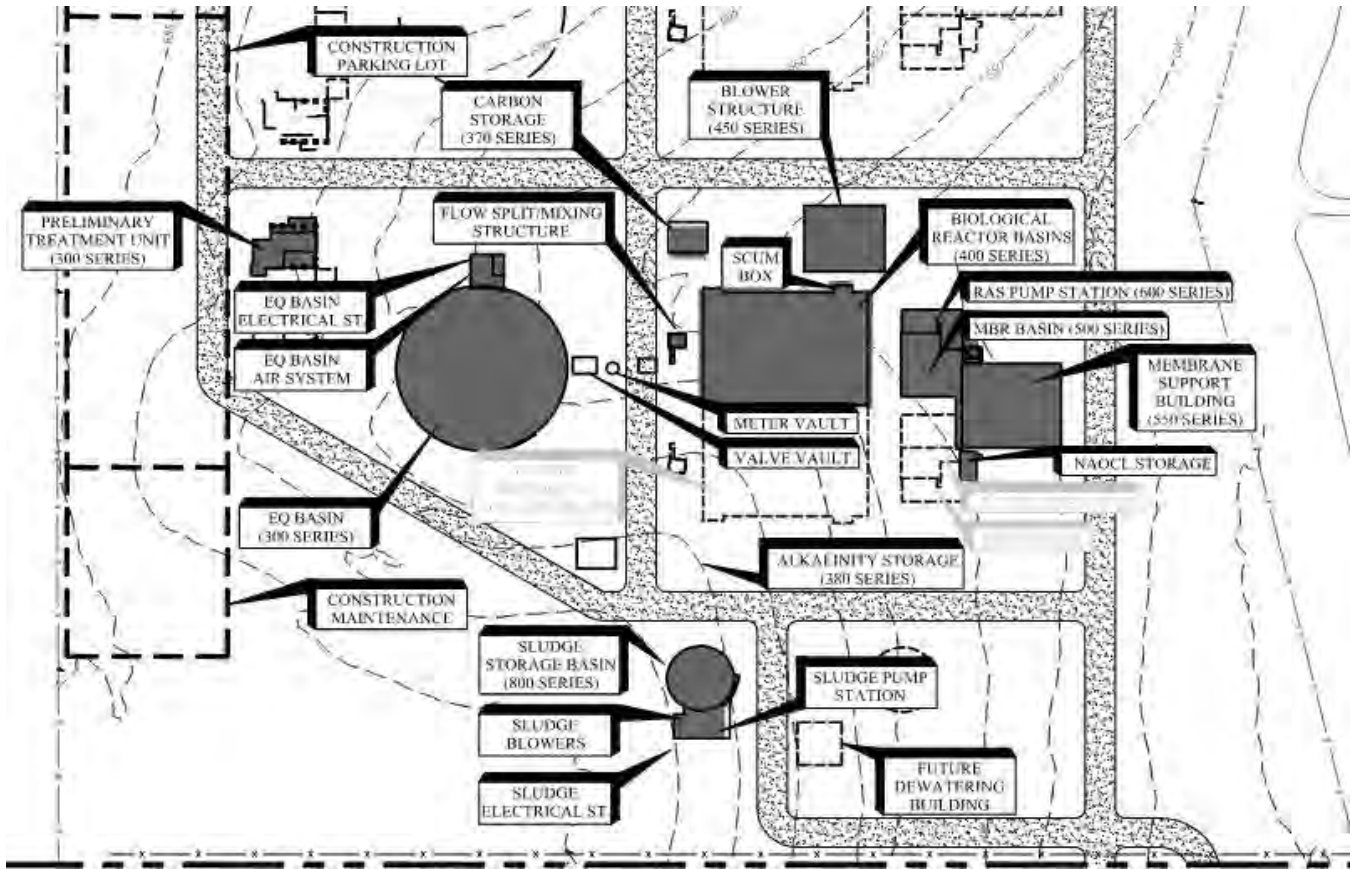


Figure 4: 30% Cost Model Versus Current Forecast GMPF2 Table \$302M

GMP	GMP/Work Package Name	30% Cost Model	Forecast Value
PCSA	Preconstruction Services	\$ 1,950,000.00	\$ 1,950,000.00
PCSB	Procurement Services	\$ 915,000.00	\$ 915,000.00
	Preconstruction Lump Sum	\$ 2,865,000.00	\$ 2,865,000.00
GMPA	General Conditions	\$ 16,866,305.00	\$ 16,866,305.00
GMPB	Site Services	\$ 18,399,017.31	\$ 18,399,017.31
GMP C	Early Procurement	\$ 10,000,000.00	\$ 16,000,000.00
GMPD	Grading, Excavation, SOE, Dewatering	\$ 12,453,579.16	\$ 18,602,635.00
GMPE	Backfill	\$ 2,312,395.16	\$ 5,068,000.00
GMPF	Underground Piping	\$ 41,784,737.61	\$ 47,694,600.00
GMPG	Concrete, Miscellaneous Metals	\$ 23,241,313.76	\$ 35,811,000.00
GMPH	Electrical, Instrumentation	\$ 35,530,865.34	\$ 35,530,865.34
GMPI	Process Mechanical	\$ 30,315,016.30	\$ 30,440,624.00
GMPJ	Building Trades	\$ 7,813,865.58	\$ 7,813,865.58
GMPK	Site Finishes and Startup Support	\$ 3,794,221.44	\$ 3,794,221.44
	Cost of Work	\$ 202,511,316.66	\$ 236,021,133.67
	9% Contingency	\$ 18,226,018.49	\$ 21,241,902.03
	Cost of Work plus Contingency	\$ 220,737,335.15	\$ 257,263,035.70
	12.2% ~Additional GCs (12.2% When >\$155M)	\$ 11,445,475.22	\$ 14,505,262.71
	Subtotal Cost of Work	\$ 232,182,810.37	\$ 271,768,298.41
	9.95% CMAR Fee	\$ 23,102,189.63	\$ 27,040,945.69
	Construction Total	\$ 255,285,000.00	\$ 298,809,244.10
	Preconstruction Plus Construction Total	\$ 258,150,000.00	\$ 301,674,244.10

*Note: Remaining Values for Partial Packages (D,G, H) are approximations not supported by design or estimates.

*Note: The additional GCs are only calculating on Cost of Work plus Contingency above \$138,367,439.73 per Amendment 01.

South Wastewater Treatment Plant – MBR Project
GMP Scope of Work

Contract and Payment Mechanism

It is expected that the components of this work package approval will be invoiced as stated below:

1. BP05-002 – Underground Piping: Will be invoiced a Lump Sum per agreed schedule of values.
2. Contingency: Contingency will be allocated to Cost of Work according to the change management process then invoiced accordingly, generally as a Lump Sum.
3. Construction Fee Insurance will be invoiced at the percentages defined in the Agreement.

Plans and Specifications

The following listing of plans, specifications, and documents were used in the development of vendor bid package for this GMP.

Table 2: Reference Specifications / Drawings

Technical Specification / Drawing Title	Specifications / Drawings
00 01 07	Engineer's Seals Page
02 41 00	Demolition
02 41 19	Selective Demolition
05 05 23-PS	Metal Fastenings and Anchor Bolts
09 91 00	Painting and Protective Coatings
10 90 00	Identification, Stenciling, and Tagging
26 05 43	Underground Ducts and Raceways for Electrical Systems
31 02 00	Trench Excavation Safety Protection System
31 05 13	Soils for Earthwork
31 05 16	Aggregates for Earthwork
31 10 00	Site Clearing
31 20 00	Earthwork
31 23 00	Excavation Trenching and Backfilling for Utilities
31 23 10	Structural Excavation and Backfill
31 23 19	Dewatering
31 23 23.34	Flowable Fill
31 41 33	Excavation Support and Protection
32 11 34	Cement Stabilized Sand
33 05 61	Manholes
33 14 19	Drains, Cleanouts, Hydrants and Host Stations
40 01 05	Field Testing of Piping Systems
40 05 05	Piping Systems, Basic Materials and Methods

South Wastewater Treatment Plant – MBR Project
GMP Scope of Work

40 05 07	Hangers and Supports for Process Piping
40 05 19	Ductile Iron Pipe
40 05 23	Stainless Steel Process Pipe and Tubing
40 05 31.13	Polyvinyl Chloride and Chlorinated Polyvinyl Chloride Process Pipe
40 05 33	High Density Polyethylene (HDPE) Process Pipe
40 05 37	Fiberglass Reinforced Polymer Mortar Gravity Sewer Pipe
40 05 52	Miscellaneous Valves and Appurtenances
40 05 56	Gates, Slide and Weir
40 05 61	Gate Valves
40 05 62	Plug Valves
40 05 64	Butterfly Valves
40 05 78.29	Combination Air and Vacuum Release Valves
40 12 00	Compressed Air Process Piping
Appendix A	Drawings
Appendix B	Reference Specifications
C-001 YARD PIPING OVERALL PLAN I	
C-002 YARD PIPING OVERALL PLAN II	
C-003 YARD PIPING I	
C-004 YARD PIPING II	
C-005 YARD PIPING III	
C-006 YARD PIPING IV	
C-007 POTABLE WATER LINE COORDINATES	
C-009 PLAN AND PROFILE II	
C-010 PLAN AND PROFILE III	
C-011 PLAN AND PROFILE IV	
C-012 PLAN AND PROFILE V	
C-013 PLAN AND PROFILE VI	
C-014 PLAN AND PROFILE VII	
C-015 PLAN AND PROFILE VIII	
C-016 PLAN AND PROFILE IX	
C-017 PLAN AND PROFILE X	
C-018 PLAN AND PROFILE XI	
C-021 PLAN AND PROFILE XIV	
C-023 PLAN AND PROFILE XVI	
C-025 PLAN AND PROFILE XVIII	
C-026 PLAN AND PROFILE XIX	

South Wastewater Treatment Plant – MBR Project
GMP Scope of Work

C-027 PLAN AND PROFILE XX	
C-028 PLAN AND PROFILE XXI	
C-029 PLAN AND PROFILE XXII	
C-030 PLAN AND PROFILE XXIII	
C-031 PLAN AND PROFILE XXIV	
C-034 PLAN AND PROFILE XXVII	
C-037 VALVE SCHEDULE I	
C-038 VALVE SCHEDULE II	
C-039 VALVE SCHEDULE III	
C-9000 CIVIL STANDARD DETAILS I	
C-9001 CIVIL STANDARD DETAILS II	
C-9002 CIVIL STANDARD DETAILS III	
C-9003 CIVIL STANDARD DETAILS IV	
C-9004 CIVIL STANDARD DETAILS V	
G-004 ABBREVIATIONS	
G-018 PROCESS FLOW	
G-023 HYDRAULIC PROFILE	
G-024 PIPE SCHEDULE	
I-001 INSTRUMENTATION LEGEND	
I-200 INFLUENT PUMP STATION (COARSE SCREENS) P&ID	
I-201 INFLUENT PUMP STATION (WET WELL) P&ID	
I-300 PRELIMINARY TREATMENT UNIT P&ID	
I-330 EQUALIZATION BASIN P&ID	
I-370 CARBON STORAGE P&ID	
I-380 MAGNESIUM HYDROXIDE STORAGE P&ID	
I-400 BIOLOGICAL REACTOR BASINS TRAIN 1	
I-401 BIOLOGICAL REACTOR BASINS TRAIN 2	
I-402 BIOLOGICAL REACTOR BASINS TRAIN 3	
I-403 BIOLOGICAL REACTOR BASINS TRAIN 4	
I-403A BIOLOGICAL REACTOR BASINS ENLARGED SWAS PLAN	
I-404 AERATION BASINS AIR P&ID TRAIN 1	
I-405 AERATION BASINS AIR P&ID TRAIN 2	
I-406 AERATION BASINS AIR P&ID TRAIN 3	
I-407 AERATION BASINS AIR P&ID TRAIN 4	
I-450 BLOWER BUILDING P&ID I	
I-451 BLOWER BUILDING P&ID II	
I-452 BLOWER BUILDING P&ID III	
I-453 BLOWER BUILDING P&ID IV	
I-460 MBR AIR SCOUR P&ID	
I-500 MBR BASIN P&ID	

South Wastewater Treatment Plant – MBR Project
GMP Scope of Work

I-550 MBR PERMEATE COLLECTION SYSTEM P&ID	
I-560 MBR MEMBRANE CIP SYSTEM P&ID	
I-600 RAS-WAS PUMP STATION P&ID	
I-700 FILTERS P&ID	
I-800 SLUDGE STORAGE P&ID	
Addendum No. 1 Dated January 18, 2024	
Addendum No. 2 Dated January 19, 2024	



BID FORM

Bid Package: BP05-002 Underground Piping and Appurtenances
Bidder Name: Kiewit Water Facilities South

SCOPE DESCRIPTION

The South Wastewater Treatment Plant (WWTP) – MBR project includes the following major enhancements to the Post Oak WWTP (POWWTP). This project includes a new membrane bioreactor (MBR) treatment process along with improvements to the existing conventional treatment process. Work to be completed in this Bid Package shall include the Coordination and Installation of Underground Piping and Appurtenances per the provided project Plans and Specifications. This Bid Package shall include, but is not limited to, the following:

1. Subcontractor is responsible for all work associated with the complete installation and successful operation of all piping and appurtenances included in bid items for all applicable specifications and referenced specifications.
2. Unless specifically excluded, Subcontractor's pricing should include all overhead and indirect costs including but not limited to Project Management, administrative work, field supervision, office rent & utilities, invoice preparation costs, insurance costs, financing costs, personal protective equipment (PPE), tools, supply purchases, fuel, maintenance, permits, inspections, and all related direct costs. Subcontractor is responsible for all construction means, methods, techniques, procedures, and sequences to fully comply with all Contract Documents. If exclusions apply, Subcontractor will be responsible for communicating those in their proposal. Escalation for the duration of the project is to be included in Subcontractor's price.
3. All employees must attend a 4-hour site orientation meeting prior to working onsite. Supervisors or foreman will attend daily & weekly site coordination meetings. All employees will attend monthly safety meetings.
4. Subcontractor to adhere to Davis-Bacon wage requirements.
5. Subcontractor is responsible for developing and adhering to the ITP (Inspection and Testing Plan) pertaining to this scope of work as a part of the overall CMAR's ITP. Subcontractor is responsible for all inspections and testing as required and must give CMAR 48-hours notice prior to any testing. All testing shall be per plans and specifications. Pipe testing and disposal of testing fluid shall be in accordance with all applicable laws, codes, standards, specifications, and CMAR guidelines. Subcontractor to include water purchase and disposal costs in their proposal.
6. At a minimum, personal protective equipment (PPE) to include hard hats, safety glasses, safety vest, steel toe boots, and work gloves. PPE shall be worn 100% of the time while performing work onsite. Subcontractor will be back-charged for any PPE or other safety equipment that the CMAR supplies on their behalf. Subcontractor shall provide fall protection equipment and devices as applicable per CMAR Safety Plan. Note, requirements may be more strenuous than OSHA standards and adherence is mandatory. Subcontractor shall comply with the dig permitting, LOTO, confined space and other procedures required by the site specific safety plan.
7. Subcontractor will be required to comply with OSHA safety requirements and CMAR's site safety plan which includes post-incident and reasonable suspicion drug and alcohol testing. Subcontractor responsible for adherence to CMAR's environmental plans and procedures.
8. Subcontractor is responsible to submit a TSCD (temporary structures and construction devices) plan and abide by all requirements per CMAR safety plan. Items to be included with accompanied PE stamp includes but is not limited to access, fall protection, temporary handrail, line and grade, formwork, shoring, and any other pre-engineered or job-built structures or devices.
9. All equipment mobilized to the project site shall be in safe working order.
10. Subcontractor is required to develop a P6 schedule and is required to participate in schedule meetings. Within 30 days from notice of award, Subcontractor shall integrate with project CPM schedule and coordinate with other successful bidders to achieve project schedule and milestones. Submission of a 4-week look-ahead schedule on a weekly basis will be required. Subcontractor is responsible for coordination with other trades and bid packages to ensure correct and timely installations. Pipe installations and testing may need to be segmented to accommodate other discipline's installations and CMAR schedule. Subcontractor has obligation to progress all available work fronts per the direction of the CMAR. Any work outside of normal hours needs to be scheduled and approved ahead of time with approval from CMAR. Premiums for overtime, night, and weekend work to maintain CMAR's schedule shall be included in Subcontractor's price. Subcontractor must be willing and able to supply and support additional crews as needed to maintain CMAR's schedule. Temporary lighting will be supplied by the Subcontractor for any work outside of normal working hours. Subcontractor is required to meet the overall schedule. Start dates may change, but durations shall not change.
11. Subcontractor must follow CMAR's Quality Plan and must perform and maintain a material receiving report. Subcontractor shall provide required quality and turnover documentation to the CMAR in an organized format as specified by CMAR and contract documents. Any electronic files must follow a naming convention and organization specified by CMAR.
12. Subcontractor will be responsible for Site Cleanup daily and may need to dedicate staff to help with cleanup. Subcontractor will be responsible for getting any waste to the dedicated waste disposal locations (locations provided by CMAR). Must supply incidental refuse collection and deliver to the CMAR's designated area in the appropriate containment. Subcontractor will be required to clean up any debris caused by overfilling. CMAR will provide portable toilets.
13. Subcontractor must acknowledge warehouse space required. CMAR cannot provide guarantees on available space.
14. Subcontractor must provide a marked-up site plan with proposed and agreed upon laydown and trailer area for applicable work.
15. Subcontractor to conform to the requirements of all rules, regulations and codes of local, state, and federal authorities having jurisdiction.
16. CMAR shall provide benchmark survey one time in the vicinity of subcontracted work. Additional survey will be at subcontractor expense. Survey request must be submitted 48 hours in advance. Subcontractor shall be responsible for necessary field measurements, verification of measurements, additional survey and layout as required for installation of their work. Subcontractor to create and maintain as-builts drawings as required. Subcontractor to request all needed as-builts of existing plant and work installed in previous bid packages to complete scope of work.
17. Subcontractor responsible for protection of in-process and finished work from all other disciplines and follow-on work.
18. Subcontractor is responsible for access to work, as well as all lifting and handling of materials for a complete installation. This includes offloading material deliveries. Subcontractor must adhere to the CMAR's crane policies and information.
19. A schedule of submittals shall be completed by Subcontractor and sent to CMAR within 10 business days of NOA. Early submittals may be required at the CMAR's discretion to accommodate CMAR's schedule.
20. Subcontractor must provide notification of additional cost and a detailed change proposal within one-week from receiving any RFI, Change Request, Supplemental Instruction, or any other document that changes this Subcontractor's scope of work and results in a change in cost or time. The CMAR will assure that there is no additional cost if a proposal or notification of additional cost is not provided within one-week. Each proposal must include a breakdown of labor hours, labor rate, equipment rates and durations, a material list with quantities, and the associated material cost. Failure to provide detailed pricing per the requirements stated above shall be justification to withhold monthly payments for unapproved work.
21. Liquidated Damages will be assessed as applicable per the Contract Documents. Damages may also be assessed if adjacent scopes are impacted.
22. A 100% Payment and Performance Bond is required for this project and should be included in Subcontractor's price. Subcontractor should be able to furnish bonds within 15 days of notice of award.
23. Work included in this bid package includes but not limited to supply and installation of all below ground and under slab piping and appurtenances, concrete encasement, tie-ins to existing pipe, valves and accessories, instruments/flow meters (installation only), pipe and appurtenances within underground vaults, pipe supports, pipe labeling/tagging, manholes, welding, tracer wire, marking tape, cathodic protection, disinfection, & NSF-61 materials as required. Pipe testing and disposal of testing fluid shall be in accordance with all applicable laws, codes, standards, specifications, and CMAR guidelines.
24. Mobilization may be needed as early as 10 calendar days from notice of award or what is shown in the CMAR P6 schedule, whichever is earlier. Demobilization including clean up within two weeks of completion of work or notification by CMAR. Multiple mobilizations may be required.
25. Contract Drawings are generally diagrammatic and all offsets, fittings, transitions, and accessories are not necessarily shown. Furnish and install all such items as may be required to fit the work to the conditions encountered. Arrange equipment and other work generally as shown on the contract drawings, providing proper clearance and access. The Engineer reserves the right to make reasonable changes in location of equipment, piping, and ductwork, prior to the time of rough-in or fabrication.
26. Where Contract Documents indicate field-routing, Subcontractor shall be responsible for providing all required components for the making of a complete and operable system. This shall include all required Redlined and As-Built Drawings associated with the field-routed system to include P&ID's and Mechanical Drawings. These documents must be maintained at all times and must be located on the project site. These shall be available upon request from the CMAR. Upon completion and acceptance of scope, submit a minimum of one (1) electronic set and four (4) hard copies unless Contract Documents require more.
27. All embedded piping and appurtenances located in underground vaults shall be included in scope of work.

29. All piping located under slabs and buildings shall be concrete encased and included in scope of work. Subcontractor to coordinate with other disciplines to schedule and install all embedded items. Subcontractor should review schedule to ensure that early mobilization dates can be achieved.
30. Underground pipe tie-ins and bypass shall be performed in manner that maintains and does not interrupt existing plant operations. Subcontractor is responsible for all support of excavation, excavation, backfill, and dewatering at each tie-in and bypass location. Submittals and work plans shall be approved before commencement of work.
31. Underground piping shall include support of excavation, excavation, backfill and support of existing utilities per plans and specifications. All excavations must follow CMAR's Dig Permit process and work plans shall require approval from CMAR to ensure their excavation methodology won't impact adjacent scopes.
32. Subcontractor to perform potholing of all existing utility and electrical ductbank crossings per CMAR Safety Plan.
33. Where underground piping penetrates through a wall, Subcontractor to supply and install yard piping 5 feet from exterior face of wall and cap the end of pipe to accommodate hydrotesting. Subcontractor is also responsible for cap removal, connecting to, and continuation of pipe into structure per applicable detail, backfill and all other work required for a complete installation. Additional mobilizations and coordination with other disciplines and Bid Packages may be required. Subcontractor to coordinate work with other disciplines and bid packages.
34. Where underground piping penetrates through a floor, Subcontractor is responsible for pipe encasement and floor penetration supply/installation so the pipe stubs to first connection, no less than 1 foot past finished floor elevation, including a cap to accommodate hydrotesting. Temporary support of vertical pipe penetrations for accurate vertical alignment shall be included. Subcontractor to coordinate work with other disciplines.
35. Subcontractor to test all wall and floor penetrations as required by specifications, project schedule, and coordination with other disciplines. This test may be separate from the connecting pipelines. Pricing should include all water purchase and disposal costs for testing.
36. Subcontractor is responsible for the purchase and installation of wall sleeves, wall pipes, and all other pipe penetrations not outlined in WCD-001.
37. Subcontractor is responsible for all finish coatings and linings as required. Piping in underground vaults shall be provided with final linings and exterior shop prime coatings only.
38. Subcontractors are required to submit daily reports on a daily basis on a form prescribed by the CMAR. These reports must include a detailed description of the work performed, problems encountered, manpower and equipment levels, and deliveries.
39. The CMAR must be notified of any extra work that is being performed on a Time and Material basis prior to beginning the work. T&M slips must be submitted and signed by the CMAR Superintendent on the same day that the work is performed. The CMAR will not accept T&M slips that are not submitted on the same day that the work is performed.
40. The Subcontractor must have a full time Supervisor onsite at all times, fully qualified and knowledgeable in the scope of work pertaining to this Subcontract. In addition, the Supervisor shall be an OSHA defined "Competent Person" who is capable of identifying existing and predictable hazards in the surroundings or working conditions which are unsanitary, hazardous, or dangerous to employees, and who has the authorization to take prompt corrective action to eliminate them.
41. Finished concrete around valve boxes will be included in a later bid package.
42. Pipe excavation quantities shall be based on proposed grade elevations.
43. CMAR will be performing the work outlined in the Work Change Directive (WCD). Subcontractor will be responsible for completing all work within the scope documents that is not outlined as part of the WCD. Please reference included WCD Scope document to understand boundaries.
44. CMAR WCD installed pipe will be tested and capped. Subcontractor will be responsible for connecting to WCD scope and retesting the entire system including WCD scope. WCD testing reports will be available upon request.
45. Time is of the Essence for this Work. Subcontractor will be responsible for maintaining schedule including working outside of the normal working hours, and bringing in additional resources to complete the work on time, if needed.
46. Bidder must provide the following with their bid to be deemed responsive:
 A. Completed Bid Form
 B. Subcontractor P6 Schedule
 C. Lower Tier Subcontractor List
 D. Maintenance of Plant Operation Plan - Including Tie-Ins
 E. Clarifications, Assumptions, Exclusions

LIST OF SCOPE-SPECIFIC SUPPORTING DOCUMENTS

Item	Technical Specification / Drawing Title	Specification / Drawing No.	Revision No.
1	GC-GC-PLA-KWT-0068- Piping Pkg BP05-002_comb		
2	GC-GC-PLA-KWT-0076- Addendum No. 1_Piping Pkg BP05-002 ADD-1_comb		
3	WCD-001 Scope Definition 1.10.2024		
4	CMAR Project Schedule (P6)		
5	Geotechnical Report		
6	Draft Subcontract		
7	Redacted Prime Agreement		
8	Rigging Manual		
9	TSCD Manual		
10	CMAR Written Site Specific Safety Plan		
11	CMAR Written Site Specific Quality Plan		

BID ITEM	DESCRIPTION	QUANTITY	UNIT OF MEASURE	UNIT PRICE	EXTENDED PRICE
1	Mobilization	1	LS	\$ 286,000.00	\$ 286,000.00
2	Design and Install Support of Excavation, Support of Existing Utilities, and Ductbanks at Utility Crossings	1	LS	\$ 280,000.00	\$ 280,000.00
3	Pothole of Existing Utility Lines and Ductbanks	1	LS	\$ 220,000.00	\$ 220,000.00
4	Tie-ins and Bypasses of Utility Connections to Ensure Existing Plant Operations	1	LS	\$ 2,100,000.00	\$ 2,100,000.00
5	RS System	2,084	LF	\$ 2,398.00	\$ 4,997,432.00
6	OF System	1,516	LF	\$ 3,119.00	\$ 4,728,404.00
7	D System Not Covered in WCD	853	LF	\$ 4,725.00	\$ 4,030,425.00
8	SRS System	1,986	LF	\$ 2,880.00	\$ 5,719,680.00
9	PW System	4,216	LF	\$ 1,291.00	\$ 5,442,856.00
10	WAS System	1,016	LF	\$ 1,961.00	\$ 1,992,376.00
11	SC System	564	LF	\$ 1,228.00	\$ 692,592.00
12	FE System	1,014	LF	\$ 3,084.00	\$ 3,127,176.00
13	BR-INF System	202	LF	\$ 1,812.00	\$ 366,024.00
14	CS System	179	LF	\$ 1,166.00	\$ 208,714.00
15	RAS System	374	LF	\$ 4,243.00	\$ 1,586,882.00
16	MGOH System	1,144	LF	\$ 916.00	\$ 1,047,904.00
17	Pipe Demolition	1	LS	\$ 12,000.00	\$ 12,000.00
18	Fence Removal & Reinstall	1	LS	\$ 8,000.00	\$ 8,000.00
19	Repair of All Road Crossings	1	LS	\$ 12,000.00	\$ 12,000.00
20	Demobilization Within 2 Weeks of Completion or Notice from CMAR	1	LS	\$ 88,000.00	\$ 88,000.00
21	Payment and Performance Bond	1	LS	NA	NA
				SUBTOTAL BASE BID SCOPE =	\$ 36,946,465.00
				PAYMENT AND PERFORMANCE BOND RATE =	NA

Alternatives

BID ITEM	DESCRIPTION	QUANTITY	UNIT OF MEASURE	UNIT PRICE	EXTENDED PRICE
ALT. 1	Pipe Not in Other Line Items		LF	N/A	N/A
SUBTOTAL ADDITIVE ALTERNATES =					N/A
TOTAL BID PRICE (Subtotal Base Bid Scope + Subtotal Additive Alternates) =					\$36,946,465.00

Total Bid Price (Subtotal Base Bid Scope + Subtotal Additive Alternates) is the Price used in the Best Value Scoring Matrix evaluation of the Bid.

Questions for Bidders	Answer (Yes/NO)	Additional/Clarifying Notes
Do you have experience working with the City of Sherman?	YES	
Do you have experience with Alternative Delivery Projects?	YES	
Bidder will be responsible for coordinating/scheduling with other trades. Do you agree to coordinate with CMAR and other trades to complete work within schedule?	YES	
The awarded vendor will be required to get payment and performance bonds within 15 day of Notice of Award. Will you be able to achieve a performance bond for this project within that timeline.	N/A	
Will you require warehouse space? Include needs in additional/clarifying notes. Bidder will be responsible for their own forklifts and other equipment to perform the work.	YES	
Is Bidder capable and willing to support multiple shift operations if requested by CMAR?	YES	
Have you completed the exceptions and assumptions tabs of this document and included in your submittal?	YES	
Do you agree to the commercial terms in the draft Subcontract attached to this RFP?	YES	
Do you agree to liquidated damages of \$1,000 day will apply to P6 Schedule, quality and turnover documents, integration into Project CPM within 30 days of NOA, submittal of schedule of submittals within 10 days of NOA, delays caused to other subcontractors?	YES	

Bidder acknowledges receipt of the listed Addenda to the RFP. Such Addenda were received prior to submittal of this bid and are made part of Bidder's pricing.


Addenda No: 1
 Date: 1/18/2024

Addenda No: _____
 Date: _____

Addenda No: 2
 Date: 1/19/2024

Addenda No: _____
 Date: _____

SUBMITTED BY

Name: Terry J. Carlsgaard
 Signature: 
 Title: President
 Date: 1/24/2023

FOR

Company: Kiewit Water Facilities South Co.
 Address: 2050 Roanoke Rd., Suite 250
 Westlake, TX 76262
 Phone: 469-276-3800
 E-Mail: Terry.Carlsgaard@Kiewit.com

VALUE ENGINEERING CONCEPTS:

As part of the bid, if Subcontractor has ideas on cost savings and value engineering while meeting the specifications and the required quality for the Project, please include any potential concepts and the reduction in price in the below table. Additional rows can be added as required. All value engineering ideas will need to be evaluated by the CM/GC, the Client, and the Engineer of Record. Additional information may be required from the Subcontractor.

	DESCRIPTION	QUANTITY	UNIT OF MEASURE	UNIT PRICE	REDUCTION IN PRICE
VE1	Value Engineering - Concept 1				
VE2	Value Engineering - Concept 2				

Commercial Bid Form Exceptions Tab

Number	Section	Exception Notes
1	Plans and Specifications	Our bid is based on the current plans and details and does not include any contingency for design progression or changes in scope.
2	Specification 01 31 00 - 1.5 A. Permits and Permit Fees	Permits and Permit Fees are excluded from this Bid Package.
3	Specification 01 31 00 - 1.24 Maintenance of Roads	Maintenance of roads are excluded from this Bid Package.
4	Specification 01 78 36-PS Warranties	Warranty period 12 months from Substantial Completion per Schedule provided in the ITB.
5	General Construction Notes Drawing G-012 Note 5.	TPDES SWPPP excluded from this Bid Package.
6	General Construction Notes Drawing G-012 Note 13.	Security excluded from this Bid Package.
7	Hazardous Waste Note 8 Drawing G-012	Hazardous Waste excluded from this Bid Package.
8	General and Mechanical Notes Drawing G-012 Note 9. A.	Equipment Pads excluded from this Bid Package.
9	General and Mechanical Notes Drawing G-012 Note 12.	Mow Strips excluded from this Bid Package.
10	General and Mechanical Notes Drawing G-012 Note 3, 5, 6, 7, 8, 9, 10, 11, 13, 16 and 17.	Notes excluded from this Bid Package.
11	UG Pipe Excavation	Excavation of rock for UG pipe installation is not foreseen in the Geotech, therefore is excluded from this Bid Package.
12	Removal and disposal of contaminated soil	Handling and removal of contaminated soil is excluded from this Bid Package.
13	Purging of existing pipe lines	Shutting down lines, all handling, and disposal of material contained in existing pipe lines is excluded from this Bid Package.
14	Cathodic Protection	DIP pipe and fittings will be polywrapped encased. Additional cathodic protection is not included in this Bid Package.
15	Corrosion Protection	Corrosion Protection specified in specification 40 05 05 3.8. will be accomplished by polywrap as specified in other sections.
16	Pipe Demo	Removal or disposal of liquids or materials inside existing pipelines is excluded from this Bid Package.
17	Maintenance of Plant Operations plan to be provided to establish the bidders assumptions.	Bidder reserves the right to re-evaluate pricing once as-builts, constraints and existing conditions have been provided.
18	Take exception to the 24-month warranty period stated in Specification 01 78 36-PS Warranties Section 1.4 A. 2.	Instructions To Bidders Section 17 states Warranty duration 12 months. Take exception to 24 month Warranty period, not included in this Bid Package.
19	Specification 01 75 00 Starting and Adjusting of Equipment and Systems	All labor beyond achieving COPI is excluded from this Bid Package.
20	Specification 01 79 00-PS Demonstration and Training	All labor beyond achieving COPI is excluded from this Bid Package.
21	Pipe Coatings	Other than buried pipes, pipe final coatings will be in a future Bid Package.
22	Welding Restrained Joints	Take exception to Ductile Iron Pipe joint restraint by welding as specified in section 40 05 19 3.1.C. No ductile iron welding in this Bid Package.
23	C900 Colors	This bid assumes that Blue C900 pipe will be acceptable color for all services calling for C900 pipe. Colored marking tape can be provided.
24	Overhead electrical power line	Relocation of existing overhead electrical power line is excluded from this Bid Package. Assumed overhead electrical power lines are removed prior to work in the area.
25	Excess material and spoils	All excess excavated material and spoils will be stockpiled on site for this Bid Package. Bid assumes no material will have to be hauled off-site.
26	UG Pipe Reducing Fittings	All pipe reducers will be concentric in shape.
27	Manholes	Manholes to be precast concrete.
28	Pipe Materials	Pipe materials shown on the Pipe Material Schedule was the basis of estimate.
29	Pipe Encasement	Concrete encasement excluded as it is part of WCD scope of work.
30	Pipe welding	Onsite welding will be permitted.

31	Valves	Valves not shown on the Drawings are excluded from this Bid Package.
32	Concrete Paving	Concrete Paving or lime stabilization excluded from this Bid Package.
33	Pipe Testing	Pipe testing to be to AWWA pipe testing standards in respect to pipe shown on sheet G-024.
34	Pipe Routing	Piping not shown on the Drawings are excluded from this Bid Package.
35	Glass Lining	Glass lining of pipe is not included in this Bid Package.
36	Expansion Joints	Expansion joints not shown on the Drawings are excluded from this Bid Package.
37	Small Bore Ductile Iron Pipe	Services calling for DIP 3" and below will be provided as PVC.
38	Instrument Air	Instrument Air is not included in this Bid Package.
39	PVC Pipe	Per the pipe schedule, CPVC or double contained piping is not included in this Bid Package.
40	Dielectric Unions	Dielectric BNGs, Unions, couplings, or otherwise are not included in this Bid Package.
41		
42		
43		
44		

Comment No.	Page No.	Comment	CMAR Response / Resolution	Final PgM Response / Resolution	PgM Comments Resolved (Yes/No)
1	2	Bid Item 4 - Tie-Ins and Bypasses of Utility Connections to ensure Existing Plant Operations. The price for this item seems out of scale since there are relatively few tie-ins and bypasses required. Provide information used to develop this cost and the effort required for these tie-ins.	Reference MOPO plan submitted with this Bid Package. There are eight (8) tie-ins involving piping greater than 24". There is a critical 36" bypass at the Influent Pump Station. On the Bid Form it was stated in this Bid Package any tie-ins to WCD scope of work is to be included in this Bid Package. Work would include removing caps on WCD scope of work and tie-in to work for this Bid Package. There are more than twenty (20) locations where this occurs. If Client prefers we can establish a VE to evaluate critical bypass and shutdowns.		
2	4	Exclusion 4. Warranty period is intended to be 24 months. The exclusion indicates only a 12 month warranty will be provided. Explain how the gap in warranty will be handled.	Reference GMPA-C General Conditions Assumptions Log Item 58, assumed Warranty period of one (1) year. Specification 01 78 36PS Section 1.4 A. 2. Special Equipment Warranty states 24-month period. Does the Client want all equipment with a 24-month Warranty? If so, additional monies will need to be added to the bid for equipment furnished in this Bid Package. An Allowance could be established, please advise.		
3	4	Exclusion 10. the notes indicated as being excluded include Plant Water and Potable Water piping that is intended to be field routed. How will the CMAR account for the cost of the excluded piping?	Plant Water and Potable Water is included with the lines starting in the existing plant at the prescribed tie-in location (Northing of 7270216.44 & Easting of 2553475.21) with continuations to the Membrane Support Building, RAS Pump Station, Biological Reactor Basins, Influent Pump Station, Preliminary Treatment Unit, EQ Basin Pad and Tank, and Sludge Storage Tank as depicted out on the drawings. Propose an Allowance of \$250K for these systems not shown due to incomplete design.		
4	4	Exclusion 10. the notes indicated as being excluded include pipe insulation and heat tracing. What packages account for the required insulation and heat tracing?	Pipe insulation and heat tracing is included in BP08-001 Process Mechanical Bid Package.		
5	4	Exclusion 31. Exclusion is that valves not shown on drawings are not included. An allowance is to be included in the GMP package to account for incomplete design.	Will include an Allowance of \$250K for Valves in this Bid Package.		
6	4	Exclusion 35. Glass lined pipe is not included. Verify that this exclusion does not include epoxy lined DI Pipe.	Glass lined pipe is not included in this Bid Package. Epoxy lined DIP is included as indicated on the Pipe Schedule.		
7	4	Exclusion 40. Dielectric BNGs, Unions, etc. not included. An allowance is to be included in the GMP package to account for incomplete design.	Will include an Allowance of \$125K for Corrosion Protection in this Bid Package.		

South WWTP - MBR - CMAR Update Schedule #04 - 28JAN24 LIVE Bid Packages DRAFT		ALL ACTIVITIES W/TF							DATA DATE: 31-Dec-23																										
Activity ID	Activity Name	OD	RD	% Comp	Start	Finish	TF	2024												2025															
								A	S	O	N	D	J	F	M	A	M	J	Jul	A	S	O	N	D	J	F	M	A	M	J	Jul	A	S	O	
South WWTP - MBR - CMAR Update Schedule #04 - 28JAN24 LIVE Bid Packages DRAFT		315	315		08-Jan-24	07-Apr-25	75																												
Preconstruction		24	24		24-Jan-24	26-Feb-24	89																												
Procurement Services		24	24		24-Jan-24	26-Feb-24	89																												
BID PACKAGES		24	24		24-Jan-24	26-Feb-24	89																												
BP05-002 UG Piping		24	24		24-Jan-24	26-Feb-24	89																												
BP05-002.1005	BP05-002 UG Pipe re-bid	1	1	0%	24-Jan-24*	24-Jan-24	89	<ul style="list-style-type: none"> BP05-002 UG Pipe re-bid 																											
BP05-002.1010	BP05-002 UG Pipe Board Approval	8	8	0%	25-Jan-24	05-Feb-24	89	<ul style="list-style-type: none"> BP05-002 UG Pipe Board Approval 																											
BP05-002.1020	BP05-002 UG Pipe Contract Amendment	5	5	0%	06-Feb-24	12-Feb-24	89	<ul style="list-style-type: none"> BP05-002 UG Pipe Contract Amendment 																											
BP05-002.1030	BP05-002 UG Pipe Issue Purchase Agreement	10	10	0%	13-Feb-24	26-Feb-24	89	<ul style="list-style-type: none"> BP05-002 UG Pipe Issue Purchase Agreement 																											
Construction		261	261		08-Jan-24	07-Apr-25	68																												
Existing Plant Upgrades		196	196		03-May-24	07-Apr-25	68																												
Yard Piping		196	196		03-May-24	07-Apr-25	68																												
SITE-610	E/L/B 30" FE Effluent Filters to UV Building	70	70	0%	03-May-24	23-Aug-24	194	<ul style="list-style-type: none"> E/L/B 30" FE Effluent Filters to UV Building 																											
SITE-1110	E/L/B 30" BCE Existing Clarifier PS to Relift PS	70	70	0%	12-Jul-24	04-Nov-24	150	<ul style="list-style-type: none"> E/L/B 30" BCE Existing Clarifier PS to Relift PS 																											
SITE-1120	E/L/B 30" BCE Relift PS to Effluent Filters	70	70	0%	27-Nov-24	07-Apr-25	68	<ul style="list-style-type: none"> E/L/B 30" BCE Relift PS to Effluent Filters 																											
Sitework		206	206		22-Feb-24	11-Feb-25	97																												
Yard Piping		206	206		22-Feb-24	11-Feb-25	97																												
SITE-440	E/L/B 6" Chemical lines Micro C to Flow Split/Mixing Structure	8	8	0%	22-Feb-24	08-Mar-24	172	<ul style="list-style-type: none"> E/L/B 6" Chemical lines Micro C to Flow Split/Mixing Structure 																											
SITE-140	Install MH-C	2	2	0%	22-Feb-24	26-Feb-24	169	<ul style="list-style-type: none"> Install MH-C 																											
SITE-980	E/L/B 4" D MH-L to Membrane Support Building	10	10	0%	22-Feb-24	12-Mar-24	282	<ul style="list-style-type: none"> E/L/B 4" D MH-L to Membrane Support Building 																											
SITE-1050	E/L/B 4" D Sludge Storage Tank to MH-Q	10	10	0%	22-Feb-24	12-Mar-24	282	<ul style="list-style-type: none"> E/L/B 4" D Sludge Storage Tank to MH-Q 																											
SITE-1090	E/L/B 6" OF Sludge Storage Tank to MH-R	10	10	0%	22-Feb-24	12-Mar-24	282	<ul style="list-style-type: none"> E/L/B 6" OF Sludge Storage Tank to MH-R 																											
SITE-290	E/L/B 30" SRS EQ Basin to Flow Split/Mixing Structure (200 LF)	7	7	0%	26-Feb-24	08-Mar-24	280	<ul style="list-style-type: none"> E/L/B 30" SRS EQ Basin to Flow Split/Mixing Structure (200 LF) 																											
SITE-150	E/L/B 24" D MH-B to MH-C	8	8	0%	26-Feb-24	12-Mar-24	169	<ul style="list-style-type: none"> E/L/B 24" D MH-B to MH-C 																											
SITE-1040	E/L/B 4" D EQ Basin to MH-Q	10	10	0%	27-Feb-24	18-Mar-24	280	<ul style="list-style-type: none"> E/L/B 4" D EQ Basin to MH-Q 																											
SITE-300	E/L/B 12" RS Flow Split/Mixing Structure (North) to Biological Reactor Basin (100 LF)	3	3	0%	08-Mar-24	15-Mar-24	280	<ul style="list-style-type: none"> E/L/B 12" RS Flow Split/Mixing Structure (North) to Biological Reactor Basin (100 LF) 																											
SITE-470	E/L/B 24" ALP Blower Building to Biological Reactor Basin (Possibly Above Ground)	10	10	0%	08-Mar-24	28-Mar-24	172	<ul style="list-style-type: none"> E/L/B 24" ALP Blower Building to Biological Reactor Basin (Possibly Above Ground) 																											
SITE-160	Install MH-B	1	1	0%	12-Mar-24	15-Mar-24	169	<ul style="list-style-type: none"> Install MH-B 																											
SITE-170	E/L/B 12" D MH-A to MH-B	4	4	0%	15-Mar-24	22-Mar-24	169	<ul style="list-style-type: none"> E/L/B 12" D MH-A to MH-B 																											
SITE-180	E/L/B 18" D Biological Reactor Basin MH-O	4	4	0%	15-Mar-24	22-Mar-24	280	<ul style="list-style-type: none"> E/L/B 18" D Biological Reactor Basin MH-O 																											
SITE-1130	E/L/B 24" D MH-E to MH-B	10	10	0%	15-Mar-24	04-Apr-24	271	<ul style="list-style-type: none"> E/L/B 24" D MH-E to MH-B 																											
SITE-330	E/L/B 12" RS Flow Split/Mixing Structure (South) to Biological Reactor Basin (100 LF)	4	4	0%	18-Mar-24	22-Mar-24	280	<ul style="list-style-type: none"> E/L/B 12" RS Flow Split/Mixing Structure (South) to Biological Reactor Basin (100 LF) 																											
SITE-840	Install MH-O	1	1	0%	18-Mar-24	19-Mar-24	269	<ul style="list-style-type: none"> Install MH-O 																											
SITE-860	Install MH-Q	1	1	0%	19-Mar-24	21-Mar-24	280	<ul style="list-style-type: none"> Install MH-Q 																											
SITE-890	E/L/B 20" D MH-O to MH-P	4	4	0%	21-Mar-24	26-Mar-24	269	<ul style="list-style-type: none"> E/L/B 20" D MH-O to MH-P 																											
SITE-1060	E/L/B 8" D MH-Q to Daylight in Drainage Ditch	10	10	0%	21-Mar-24	09-Apr-24	280	<ul style="list-style-type: none"> E/L/B 8" D MH-Q to Daylight in Drainage Ditch 																											
SITE-190	Install MH-A	2	2	0%	22-Mar-24	26-Mar-24	169	<ul style="list-style-type: none"> Install MH-A 																											
SITE-200	E/L/B 12" D EQ Basin to MH-A	4	4	0%	26-Mar-24	04-Apr-24	263	<ul style="list-style-type: none"> E/L/B 12" D EQ Basin to MH-A 																											
SITE-210	E/L/B 6" D Preliminary Treatment Unit to MH-A	13	13	0%	26-Mar-24	19-Apr-24	169	<ul style="list-style-type: none"> E/L/B 6" D Preliminary Treatment Unit to MH-A 																											
SITE-850	Install MH-P	1	1	0%	28-Mar-24	01-Apr-24	269	<ul style="list-style-type: none"> Install MH-P 																											
SITE-520	E/L/B 18" ALP Blower Building to Membrane Basin (Possibly Above Ground)	11	11	0%	28-Mar-24	18-Apr-24	172	<ul style="list-style-type: none"> E/L/B 18" ALP Blower Building to Membrane Basin (Possibly Above Ground) 																											
SITE-900	E/L/B 20" D MH-P to MH-F	4	4	0%	01-Apr-24	08-Apr-24	269	<ul style="list-style-type: none"> E/L/B 20" D MH-P to MH-F 																											

█ Remaining Level of Effort
█ Actual Work
█ Remaining Work
█ Critical Remaining Work
◆ Milestone



Activity ID	Activity Name	OD	RD	% Comp	Start	Finish	TF	2024												2025															
								A	S	O	N	D	J	F	M	A	M	J	Jul	A	S	O	N	D	J	F	M	A	M	J	Jul	A	S	O	
								Detailed description of activity and progress bars would go here																											
SITE-340	E/L/B 36" RAS Pump Station to Flow Split/Mixing Structure(350 LF)	8	8	0%	04-Apr-24	18-Apr-24	274	█ E/L/B 36" RAS Pump Station to Flow Split/Mixing Structure(350 LF)																											
SITE-740	Install MH-E	1	1	0%	04-Apr-24	05-Apr-24	271	█ Install MH-E																											
SITE-770	Install MH-H	1	1	0%	05-Apr-24	08-Apr-24	270	█ Install MH-H																											
SITE-940	E/L/B 8" D MH-I to Influent Pump Station	10	10	0%	05-Apr-24	22-Apr-24	238	█ E/L/B 8" D MH-I to Influent Pump Station																											
SITE-750	Install MH-F	1	1	0%	08-Apr-24	09-Apr-24	269	█ Install MH-F																											
SITE-920	E/L/B 24" D MH-G to MH-H	10	10	0%	08-Apr-24	24-Apr-24	270	█ E/L/B 24" D MH-G to MH-H																											
SITE-910	E/L/B 24" D MH-F to MH-G	10	10	0%	09-Apr-24	25-Apr-24	269	█ E/L/B 24" D MH-F to MH-G																											
SITE-380	E/L/B 24"/30" FE Membrane Support Building to Existing UV (1200 LF)	21	21	0%	15-Apr-24	17-May-24	9	█ E/L/B 24"/30" FE Membrane Support Building to Existing UV																											
SITE-810	Install MH-L	1	1	0%	15-Apr-24	16-Apr-24	266	█ Install MH-L																											
SITE-1000	E/L/B 4" D MH-M to Membrane Support Building	10	10	0%	15-Apr-24	29-Apr-24	266	█ E/L/B 4" D MH-M to Membrane Support Building																											
SITE-1020	E/L/B 6" D MH-N to Membrane Support Building	10	10	0%	15-Apr-24	29-Apr-24	255	█ E/L/B 6" D MH-N to Membrane Support Building																											
SITE-1030	E/L/B 8" D MH-N to Membrane Support Building	10	10	0%	15-Apr-24	29-Apr-24	255	█ E/L/B 8" D MH-N to Membrane Support Building																											
SITE-220	E/L/B 24" D MH-C to MH-D - Tie in Existing	11	11	0%	19-Apr-24	07-May-24	169	█ E/L/B 24" D MH-C to MH-D - Tie in Existing																											
SITE-620	E/L/B 6" WAS Membrane Support Building to Sludge Storage Tank	53	53	0%	19-Apr-24	12-Jul-24	4	█ E/L/B 6" WAS Membrane Support Building to Sludge Storage Tank																											
SITE-780	Install MH-I	1	1	0%	23-Apr-24	24-Apr-24	238	█ Install MH-I																											
SITE-950	E/L/B 8" D MH-I to MH-J	10	10	0%	24-Apr-24	10-May-24	238	█ E/L/B 8" D MH-I to MH-J																											
SITE-760	Install MH-G	1	1	0%	25-Apr-24	26-Apr-24	269	█ Install MH-G																											
SITE-830	Install MH-N	1	1	0%	30-Apr-24	02-May-24	255	█ Install MH-N																											
SITE-1010	E/L/B 8" D MH-M to MH-N	10	10	0%	02-May-24	20-May-24	255	█ E/L/B 8" D MH-M to MH-N																											
SITE-1070	E/L/B 6" D Sludge Storage Pad to MH-S	10	10	0%	06-May-24	22-May-24	231	█ E/L/B 6" D Sludge Storage Pad to MH-S																											
SITE-250	Install MH-D	2	2	0%	07-May-24	10-May-24	243	█ Install MH-D																											
SITE-790	Install MH-J	1	1	0%	10-May-24	13-May-24	238	█ Install MH-J																											
SITE-260	E/L/B 8" D Membrane Basin to MH-E	7	7	0%	10-May-24	22-May-24	243	█ E/L/B 8" D Membrane Basin to MH-E																											
SITE-930	E/L/B 24" D MH-H to Influent Pump Station	10	10	0%	10-May-24	28-May-24	250	█ E/L/B 24" D MH-H to Influent Pump Station																											
SITE-960	E/L/B 8" D MH-J to MH-K	10	10	0%	13-May-24	29-May-24	238	█ E/L/B 8" D MH-J to MH-K																											
SITE-690	E/L/B 36" RS Connect to Existing Manhole to Diversion MH (XXX LF)	33	33	0%	20-May-24	09-Jul-24	9	█ E/L/B 36" RS Connect to Existing Manhole to Diversion MH																											
SITE-280	E/L/B 24" D MH-E to MH-F	10	10	0%	22-May-24	07-Jun-24	243	█ E/L/B 24" D MH-E to MH-F																											
SITE-880	Install MH-S	1	1	0%	22-May-24	23-May-24	231	█ Install MH-S																											
SITE-1080	E/L/B 8" D MH-S to MH-R	10	10	0%	23-May-24	10-Jun-24	231	█ E/L/B 8" D MH-S to MH-R																											
SITE-800	Install MH-K	1	1	0%	29-May-24	30-May-24	238	█ Install MH-K																											
SITE-970	E/L/B 4" D MH-K to MH-L	10	10	0%	30-May-24	14-Jun-24	239	█ E/L/B 4" D MH-K to MH-L																											
SITE-990	E/L/B 8" D MH-K to MH-M	10	10	0%	30-May-24	14-Jun-24	238	█ E/L/B 8" D MH-K to MH-M																											
SITE-870	Install MH-R	1	1	0%	10-Jun-24	11-Jun-24	231	█ Install MH-R																											
SITE-1100	E/L/B 8" D MH-R to MH-G	10	10	0%	12-Jun-24	25-Jun-24	231	█ E/L/B 8" D MH-R to MH-G																											
SITE-820	Install MH-M	1	1	0%	14-Jun-24	17-Jun-24	238	█ Install MH-M																											
SITE-700	E/L/B 36" RS Diversion MH to Existing Manhole (XXX LF)	32	32	0%	10-Jul-24	28-Aug-24	9	█ E/L/B 36" RS Diversion MH to Existing Manhole																											
SITE-390	E/L/B 6" WAS Membrane Support Building to Existing 6" Sludge Piping (by Emergency Storage Pond)	53	53	0%	12-Jul-24	08-Oct-24	4	█ E/L/B 6" WAS Membrane Support Building																											
SITE-660	E/L/B 54" RS MH-T to Diversion Structure (515 LF) (Cut 10')	43	43	0%	18-Jul-24	24-Sep-24	175	█ E/L/B 54" RS MH-T to Diversion Structure																											
SITE-230	E/L/B 30" SRS Preliminary Treatment Unit to EQ Basin (160 LF)	8	8	0%	09-Aug-24	20-Aug-24	187	█ E/L/B 30" SRS Preliminary Treatment Unit to EQ Basin																											
SITE-730	E/L/B 30" OF EQ Basin to Emergency Storage Basin (XXX LF)	39	39	0%	16-Aug-24	21-Oct-24	46	█ E/L/B 30" OF EQ Basin to Emergency Storage Basin																											
SITE-240	E/L/B 30" RS Preliminary Treatment Unit to EQ Basin Effluent (365 LF)	9	9	0%	22-Aug-24	04-Sep-24	187	█ E/L/B 30" RS Preliminary Treatment Unit to EQ Basin Effluent																											
SITE-270	E/L/B 30" SRS Influent Pump Station to Preliminary Treatment Unit (1125 LF) (Cut 10' - 15')	54	54	0%	29-Aug-24	27-Nov-24	137	█ E/L/B 30" SRS Influent Pump Station																											
SITE-720	E/L/B 4"/6" PW Loop (XXX LF)	70	70	0%	08-Oct-24	11-Feb-25	4	█ E/L/B 4"/6" PW Loop																											

- Remaining Level of Effort
- Actual Work
- Remaining Work
- Critical Remaining Work
- Milestone





South Wastewater Treatment Plant – MBR Project

GMP Proposal Submissions for:

GMPI – Process Mechanical

Submitted: January 30, 2024



January 30, 2024

Mr. Tom Pruitt, PE
City of Sherman
220 W. Mulberry Street
Sherman, TX 75090

RE: GMPI Process Mechanical

Dear Mr. Pruitt:

Kiewit Water Facilities South Co. is hereby submitting GMPI proposal for the South Wastewater Treatment Plant – MBR Project. The GMP proposal incorporates Bid Package 08-001 Process Mechanical.

RFP and Addenda for BP08-001 have been included in this proposal. The scope of work for BP08-001 includes installation of Aboveground Process Piping and Process Mechanical Equipment per the Process Mechanical Package ITB. Anticipated Work Start Date February 6, 2024 and Anticipated Finish Date January 28, 2025.

This scope is submitted as a lump sum to be billed against the proposed schedule of values. If the overall project schedule changes, this package may require additional funding that would be negotiated via the change management process.

Below is a table comparing the current proposed values to the overall project budget to help understand how this funding authorization fits within the overall projected construction budget.



GMP	GMP/Work Package Name	Previous	Current	Remaining	Forecast Value	Target
PCSA	Preconstruction Services	\$ 1,950,000.00	\$ -	\$ -	\$ 1,950,000.00	9/18/23
PCSB	Procurement Services	\$ 915,000.00	\$ -	\$ -	\$ 915,000.00	9/18/23
	Preconstruction Lump Sum	\$ 2,865,000.00	\$ -	\$ -	\$ 2,865,000.00	
GMPA	General Conditions	\$ 16,866,305.00	\$ -	\$ -	\$ 16,866,305.00	10/16/23
GMPB	Site Services	\$ 18,399,017.31	\$ -	\$ -	\$ 18,399,017.31	10/16/23
GMP C	Early Procurement	\$ 16,000,000.00	\$ -	\$ -	\$ 16,000,000.00	10/16/23
GMPD	Grading, Excavation, SOE, Dewatering	\$ 15,902,635.00	\$ -	\$ 2,700,000.00	\$ 18,602,635.00	11/20/23
GMPE	Backfill	\$ 5,068,000.00	\$ -	\$ -	\$ 5,068,000.00	12/18/23
GMPF	Underground Piping	\$ -	\$ -	\$ 41,784,737.61	\$ 41,784,737.61	12/18/23
GMPG	Concrete, Miscellaneous Metals	\$ 32,311,000.00	\$ -	\$ 3,500,000.00	\$ 35,811,000.00	12/18/23
GMPH	Electrical, Instrumentation	\$ 5,019,257.00	\$ -	\$ 30,511,608.34	\$ 35,530,865.34	12/18/23
GMPI	Process Mechanical	\$ -	\$ 28,860,624.00	\$ 1,580,000.00	\$ 30,440,624.00	1/15/24
GMPJ	Building Trades	\$ -	\$ -	\$ 7,813,865.58	\$ 7,813,865.58	1/15/24
GMPK	Site Finishes and Startup Support	\$ -	\$ -	\$ 3,794,221.44	\$ 3,794,221.44	5/20/24
	Cost of Work	\$ 109,566,214.31	\$ 28,860,624.00	\$ 91,684,432.97	\$ 230,111,271.28	
9%	Contingency	\$ 9,860,959.29	\$ 2,597,456.16	\$ 8,251,598.97	\$ 20,710,014.42	
	Cost of Work plus Contingency	\$ 119,427,173.60	\$ 31,458,080.16	\$ 99,936,031.94	\$ 250,821,285.70	
12.2%	~Additional GCs (12.2% When >\$155M)	\$ -	\$ 1,527,173.31	\$ 12,192,195.90	\$ 13,719,369.21	
	Subtotal Cost of Work	\$ 119,427,173.60	\$ 32,985,253.47	\$ 112,128,227.83	\$ 264,540,654.90	
9.95%	CMAR Fee	\$ 11,883,003.77	\$ 3,282,032.72	\$ 11,156,758.67	\$ 26,321,795.16	
	Construction Total	\$ 131,310,177.37	\$ 36,267,286.19	\$ 123,284,986.50	\$ 290,862,450.07	
	Preconstruction Plus Construction Total	\$ 134,175,177.37	\$ 36,267,286.19	\$ 123,284,986.50	\$ 293,727,450.07	

*Note: Remaining Values for Partial Packages (D,F,G, H,I) are approximations not supported by design or estimates.

*Note: The additional GCs are only calculating on Cost of Work plus Contingency above \$138,367,439.73 per Amendment 01.

Respectfully,

James Goyer
Kiewit Water Facilities South Co.
Project Executive

Table Of Contents

- 1) **Executive Summary**
- 2) **Bid Form**
- 3) **BP08-001 Process Mechanical Bid Package Comments**
- 4) **Schedule**

South Wastewater Treatment Plant – MBR Project

TO: City of Sherman/GTUA/Pape-Dawson

DATE: 1/30/2024

FROM: Kiewit

SUBJECT: Executive Summary – Process Mechanical

COPIES: Transmitted Electronically via Email

GMP Overview

The following proposal includes Process Mechanical. Each Work Package is comprised of various Bid Packages that are described in Table 1.

Table 1: Work Packages

Work Package ID	Work Package Name	Associated Bid Packages
GMPA	General Conditions	BP02-001, BP03-001, 003, 011 to 017, 029-032, 039-045
GMPB	Site Services	BP03-All (Except those listed above)
GMPC	Early Procurement	BP01-All
GMPD	Early Grading, Excavation, SOE, Dewatering	BP04-001
GMPE	Backfill	BP04-002
GMPF	Underground Piping	BP05-001
GMPF2	Underground Piping Rebid	BP05-002
GMPG	Concrete	BP06-001
GMPH	Underground Electrical	BP07-001
GMPH2	Aboveground Electrical	BP07-002
GMPI	Process Mechanical	BP08-001
GMPJ	Building Trades	TBD
GMPK	Site Finishes and Startup Support	TBD

BP08-001 Overview

This scope of work includes Installation of Process Piping and Process Mechanical Equipment per the Process Mechanical Package ITB.

The services listed and provided are critical to the CMAR’s ability to manage the project per the Contract documents, procedural requirements as outlined in the project management documents, and to satisfy best management practices. Any variation in these services could affect the CMARs ability to manage to the contract documents and best management practices standards.

The CMAR solicited, coordinated, and executed this GMP development per the CMAR Agreement and specifications. The speed of project execution has limited our ability to collaborate in depth but there has been discussion and review of certain scopes during task force meetings.

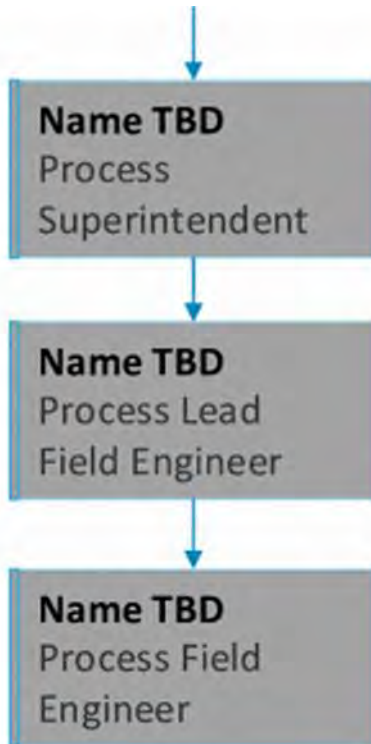
Bid Schedule & Results

BP08-001 Process Mechanical was issued for Notice to Bid on December 27, 2023. The Bid Package was due on January 24, 2024. Only one bidder, Kiewit Water Facilities South Co. submitted a proposal for the Base Bid in the amount of \$25,572,800.00. Alternative for 80 hours of Additional Startup Services was also submitted in the proposal for an amount of \$48,000.00. Bid was submitted in a sealed package to the City of Sherman and was evaluated by a committee including the City of Sherman, Pape-Dawson, and Plummer. The committee recommended approval and award to Kiewit Water Facilities South Co..

Pape-Dawson issued BP08-001 Process Mechanical Bid Package Comments dated January 26, 2024 requesting further clarification. Our response to Comment No. 4 regarding Air and Instrument Tubing is to include an Allowance in the amount of \$100,000. Our response to Comment No. 7 regarding Chemicals is to include an Allowance in the amount of \$300,000.

CMAR support staff for BP08-001 consists of a Process Mechanical Superintendent and two (2) Process Field Engineers for 50 Weeks (2/13/24 – 1/28/25) has also been included consistent with the positions identified as future scopes on the initial GMP submittals. The cost for support staff is \$1,150,000. In agreement with Owner, CMAR to carry 8% Owner’s contingency to address design development from the current Bid Packages to IFC. CMAR recommends contingency in the amount of \$2,137,824 (includes Base Bid and CMAR support staff). CMAR recommends a GMPI cost of \$28,860,624 (includes Owner’s Contingency; excludes 9% Contingency & CMAR Fee).

Figure 1: GMPI Support (Org Chart)



Assumptions and Clarifications

1. HVAC, Plumbing, Fire Protection and Bridge Cranes were excluded from BP08-001 Process Mechanical and the expectation is these items will be included in the Building Trades Bid Package.

South Wastewater Treatment Plant – MBR Project
GMP Scope of Work

2. All misc. metals such as handrail, stairs and landings, gratings, hatches, structural steel and associated embeds are excluded from this Bid Package.
3. Lifting devices provided as shown otherwise not included in this Bid Package.
4. Ductile Iron Pipe Glass Lining not shown or indicated in the Pipe Material Schedule, excluded from this Bid Package.
5. Discrepancies between the Gate Schedule and the Mechanical Plans related to sizing have been identified. At this time, our suppliers have provided pricing based on the Gate Schedule and this is reflected in this Bid Package.
6. Currently assuming the (2) Submersible Mixers at the RAS Pump Station will be part of this Bid Package since this is not detailed as part of the Preselected Equipment Package.
7. Currently assuming the (1) Davit Crane at the Scum Box is not included with the Scum Pumps Preselected Equipment Package and is included in this Bid Package.
8. Currently assuming the (4) Davit Cranes at the Bioreactor Basins are not included in the Preselected Equipment Package and is included in this Bid Package.
9. Any grit and/or screenings containers at the Influent Pump Station and/or the Preliminary Treatment Unit are excluded from this Bid Package. Assumed to be provided by the Owner.
10. Supply of the Backpulse Tank in the Membrane Support Building is not included in this Bid Package. Supply assumed to be included in the MBR scope of supply. Installation is included in this Bid Package.
11. All labor beyond achieving COPI is excluded from this Bid Package. It is anticipated Allowance will cover this item.

30% Cost Model Pricing Comparison

The cost for the proposed GMPI as presented in the 30% Design Cost Model has changed. Revised Drawings were issued with BP08-001, with the following impacts to costs:

1. In the 30% Cost Model HVAC, Plumbing, Fire Protection and Bridge Cranes total cost amounted to \$1,580,000. These costs were excluded from BP08-001.
2. Piping reduction was noticeable at the Biological Reactor Basins, Membrane Basins and Membrane Support Building in comparison to the 30% Cost Model piping quantities.
3. Process Equipment installation costs were reduced, as well Equipment material costs were reduced based on quotes received, in comparison to the 30% Cost Model.

South Wastewater Treatment Plant – MBR Project
GMP Scope of Work

Figure 2: 30% Cost Model Site Plan

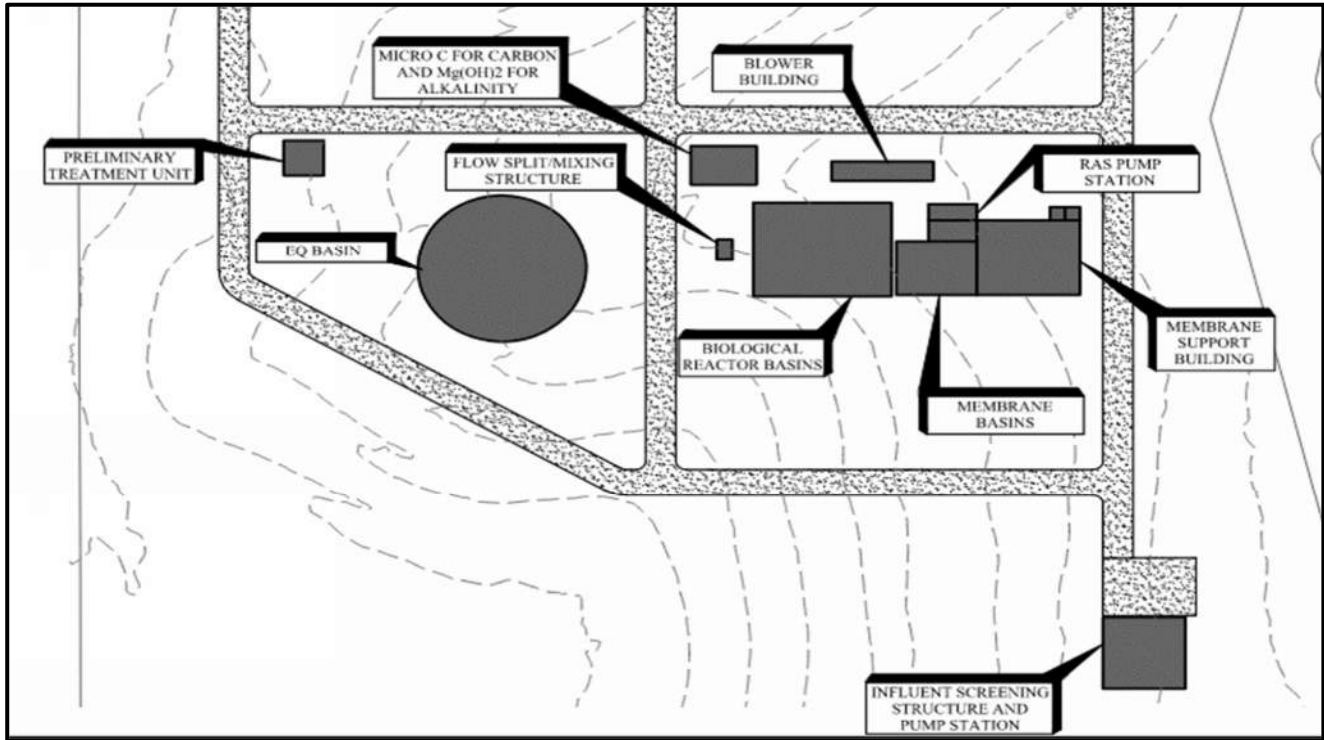
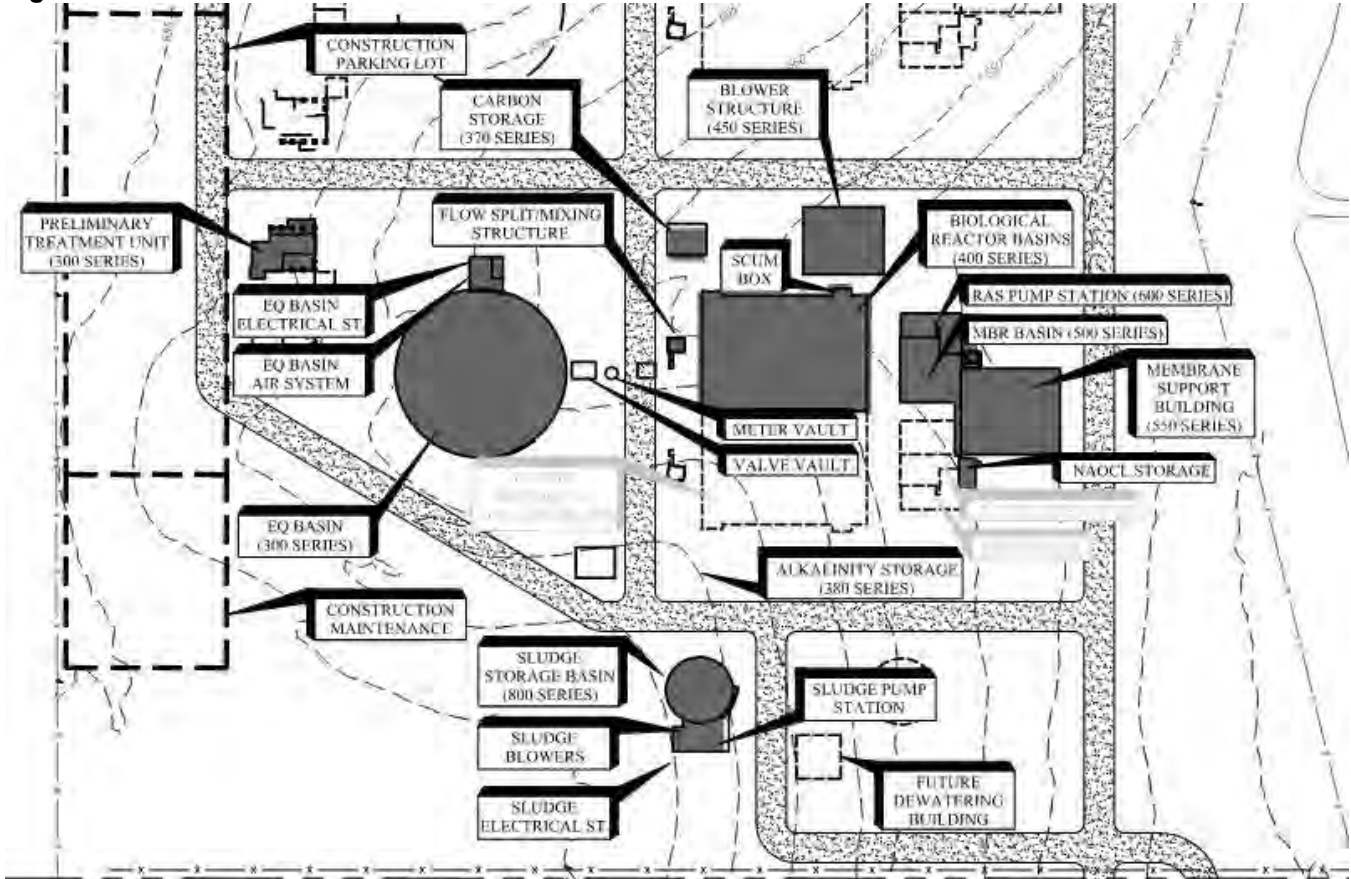


Figure 3: BP08-001 Site Plan



South Wastewater Treatment Plant – MBR Project
GMP Scope of Work

Figure 4: 30% Cost Model Versus Current Forecast GMPI Table \$294M

GMP	GMP/Work Package Name	30% Cost Model	Forecast Value
PCSA	Preconstruction Services	\$ 1,950,000.00	\$ 1,950,000.00
PCSB	Procurement Services	\$ 915,000.00	\$ 915,000.00
	Preconstruction Lump Sum	\$ 2,865,000.00	\$ 2,865,000.00
GMPA	General Conditions	\$ 16,866,305.00	\$ 16,866,305.00
GMPB	Site Services	\$ 18,399,017.31	\$ 18,399,017.31
GMP C	Early Procurement	\$ 10,000,000.00	\$ 16,000,000.00
GMPD	Grading, Excavation, SOE, Dewatering	\$ 12,453,579.16	\$ 18,602,635.00
GMPE	Backfill	\$ 2,312,395.16	\$ 5,068,000.00
GMPF	Underground Piping	\$ 41,784,737.61	\$ 41,784,737.61
GMPG	Concrete, Miscellaneous Metals	\$ 23,241,313.76	\$ 35,811,000.00
GMPH	Electrical, Instrumentation	\$ 35,530,865.34	\$ 35,530,865.34
GMPI	Process Mechanical	\$ 30,315,016.30	\$ 30,440,624.00
GMPJ	Building Trades	\$ 7,813,865.58	\$ 7,813,865.58
GMPK	Site Finishes and Startup Support	\$ 3,794,221.44	\$ 3,794,221.44
	Cost of Work	\$ 202,511,316.66	\$ 230,111,271.28
9%	Contingency	\$ 18,226,018.49	\$ 20,710,014.42
	Cost of Work plus Contingency	\$ 220,737,335.15	\$ 250,821,285.70
12.2%	~Additional GCs (12.2% When >\$155M)	\$ 11,445,475.22	\$ 13,719,369.21
	Subtotal Cost of Work	\$ 232,182,810.37	\$ 264,540,654.90
9.95%	CMAR Fee	\$ 23,102,189.63	\$ 26,321,795.16
	Construction Total	\$ 255,285,000.00	\$ 290,862,450.07
	Preconstruction Plus Construction Total	\$ 258,150,000.00	\$ 293,727,450.07

*Note: Remaining Values for Partial Packages (D,F,G, H,I) are approximations not supported by design or estimates.
*Note: The additional GCs are only calculating on Cost of Work plus Contingency above \$138,367,439.73 per Amendment 01.

Contract and Payment Mechanism

It is expected that the components of this work package approval will be invoiced as stated below:

1. BP08-001 – Process Mechanical: Will be invoiced a Lump Sum per agreed schedule of values.
2. Contingency: Contingency will be allocated to Cost of Work according to the change management process then invoiced accordingly, generally as a Lump Sum.
3. Construction Fee Insurance will be invoiced at the percentages defined in the Agreement.

Plans and Specifications

The following listing of plans, specifications, and documents were used in the development of vendor bid package for this GMP.

Table 2: Reference Specifications / Drawings

Technical Specification / Drawing Title	Specifications / Drawings
00 01 07	Engineer’s Seals Page
09 91 00	Painting and Protective Coatings
09 96 00	Highly Protective Coatings
23 37 23	Gravity Ventilators
33 14 19	Drains, Cleanouts, Hydrants,

South Wastewater Treatment Plant – MBR Project
GMP Scope of Work

	and Hose Stations
40 05 05	Piping System, Basic Materials, and Methods
40 05 07	Hangers and Supports for Process Piping
40 05 19	Ductile Iron Pipe
40 05 23	Stainless Steel Process Pipe and Tubing
40 05 31.13	Polyvinyl Chloride and Chlorinated Polyvinyl Chloride Process Pipe
40 05 52	Miscellaneous Valves and Appurtenances
40 05 56	Gates, Slide and Weir
40 05 61	Gate Valves
40 05 61.43	Knife Gate Valves
40 05 62	Plug Valves
40 05 64	Butterfly Valves
40 05 78.29	Combination Air and Vacuum Release Valves
40 12 00	Compressed Air Process Piping
40 41 13	Process Piping Heat Tracing
40 42 13	Process Piping Insulation
41 22 17	Stationary Davit Cranes
43 21 40	Variable Speed Mixed Flow Propeller Pumps
43 25 13.31	Submersible Medium Capacity Centrifugal Pumps
46 25 44	Motorized Rotating Weir Skimming System
46 41 41	Top Entering Tank Mixers
46 51 15	Submersible Aeration Equipment
Appendix A	Drawings
Appendix B	Reference Specifications
C-037 VALVE SCHEDULE I	
C-038 VALVE SCHEDULE II	
C-039 VALVE SCHEDULE III	
C-040 GATE SCHEDULE	
C-9000 CIVIL STANDARD DETAILS I	
C-9001 CIVIL STANDARD DETAILS II	
C-9002 CIVIL STANDARD DETAILS III	
C-9003 CIVIL STANDARD DETAILS IV	
C-9004 CIVIL STANDARD DETAILS V	
G-004 ABBREVIATIONS	
G-013 SITE COORDINATES	

South Wastewater Treatment Plant – MBR Project
GMP Scope of Work

G-014 SITE PLAN I	
G-015 SITE PLAN II	
G-016 SITE PLAN III	
G-018 PROCESS FLOW	
G-023 HYDRAULIC PROFILE	
G-024 PIPE SCHEDULE	
M-210 INFLUENT PUMP STATION PERSPECTIVE	
M-211 INFLUENT PUMP STATION LOWER PLAN	
M-212 INFLUENT PUMP STATION UPPER PLAN	
M-213 INFLUENT PUMP STATION SECTIONS I	
M-214 INFLUENT PUMP STATION SECTIONS II	
M-215 INFLUENT PUMP STATION SECTIONS III	
M-216 INFLUENT PUMP STATION SECTIONS IV	
M-301 PRELIMINARY TREATMENT UNIT LOWER PLAN	
M-302 PRELIMINARY TREATMENT UNIT UPPER PLAN	
M-303 PRELIMINARY TREATMENT UNIT SECTIONS I	
M-304 PRELIMINARY TREATMENT UNIT SECTIONS II	
M-305 PRELIMINARY TREATMENT UNIT SECTIONS III	
M-306 PRELIMINARY TREATMENT UNIT SECTIONS VI	
M-330 EQUALIZATION BASIN PERSPECTIVE	
M-331 EQUALIZATION BASIN MIXING SYSTEM	
M-332 EQUALIZATION BASIN WASHDOWN SYSTEM ROOF PLAN	
M-333 EQUALIZATION BASIN SECTIONS I	
M-334 EQUALIZATION BASIN SECTIONS II	
M-335 EQUALIZATION BASIN DETAILS	
M-370 CARBON STORAGE PLAN AND PERSPECTIVE	
M-371 CARBON STORAGE SECTIONS AND SCHEDULES	
M-380 MAGNESIUM HYDROXIDE STORAGE PLAN AND PERSPECTIVE	
M-381 MAGNESIUM HYDROXIDE STORAGE SECTIONS AND SCHEDULES	
M-400 BIOLOGICAL REACTOR BASINS DRAINAGE PLAN	
M-401 BIOLOGICAL REACTOR BASINS LOWER PLAN	
M-402 BIOLOGICAL REACTOR BASINS MID PLAN	
M-403 BIOLOGICAL REACTOR BASINS UPPER PLAN	
M-404 BIOREACTOR AERATION BASINS INSTRUMENTATION PLAN	
M-405 INFLUENT SPLITTER BOX PLAN & SECTIONS	
M-406 BIOREACTOR AERATION BASINS – SECTIONS I	
M-407 BIOREACTOR AERATION BASINS – SECTIONS II	
M-408 BIOREACTOR AERATION BASINS – SECTIONS III	
M-411 INFLUENT SPLITTER BOX PLAN AND SECTIONS	

South Wastewater Treatment Plant – MBR Project
GMP Scope of Work

M-412 INFLUENT SPLITTER BOX SECTIONS I	
M-451 BIOREACTORS BLOWER ROOM PLAN	
M-452 BIOREACTORS BLOWER ROOM SECTIONS	
M-453 MEMBRANE BLOWERS PLAN	
M-454 MEMBRANE BLOWERS SECTIONS I	
M-455 - MEMBRANE BLOWERS SECTIONS II	
M-500 MBR OVERALL PLAN	
M-501 MBR BASINS PLAN	
M-502 MBR BASINS SECTIONS I	
M-503 MBR BASINS SECTIONS II	
M-550 MEMBRANE SUPPORT BUILDING PLAN	
M-551 MEMBRANE SUPPORT BUILDING SECTIONS	
M-600 - RAS PUMP STATION -UPPER PLAN	
M-601 - RAS PUMP STATION -LOWER PLAN	
M-602 - RAS PUMP STATION -SECTIONS I	
M-603 - RAS PUMP STATION -SECTIONS II	
M-800 - SLUDGE STORAGE TANK PERSPECTIVE	
M-801 - SLUDGE STORAGE TANK PLAN	
M-802 - SLUDGE STORAGE TANK ENLARGED PLAN	
M-803 - SLUDGE STORAGE TANK SECTIONS I	
M-804 - SLUDGE STORAGE TANK SECTIONS II	
M-805 - SLUDGE STORAGE TANK SECTIONS III	
M-806 - SLUDGE STORAGE TANK DETAILS	
M-9000 MECHANICAL STANDARD DETAILS I	
M-9001 MECHANICAL STANDARD DETAILS II	
M-9002 MECHANICAL STANDARD DETAILS III	
M-9003 MECHANICAL STANDARD DETAILS IV	
M-9004 MECHANICAL STANDARD DETAILS V	
M-9005 MECHANICAL STANDARD DETAILS VI	
M-9006 MECHANICAL STANDARD DETAILS VII	
M-9007 MECHANICAL STANDARD DETAILS VIII	
M-9008 MECHANICAL STANDARD DETAILS IX	
M-9009 MECHANICAL TYPICAL DETAILS X	
M-9010 MECHANICAL TYPICAL DETAILS XI	
M-9011 MECHANICAL TYPICAL DETAILS XII	
M-9012 MECHANICAL TYPICAL DETAILS XIII	
I-001 INSTRUMENTATION LEGEND	
I-400 BIOLOGICAL REACTOR BASINS TRAIN 1	
I-401 BIOLOGICAL REACTOR BASINS TRAIN 2	
I-402 BIOLOGICAL REACTOR BASINS TRAIN 3	

South Wastewater Treatment Plant – MBR Project
GMP Scope of Work

I-403 BIOLOGICAL REACTOR BASINS TRAIN 4	
I-403A BIOLOGICAL REACTOR BASINS ENLARGED SWAS PLAN	
I-404 AERATION BASINS AIR P&ID TRAIN 1	
I-405 AERATION BASINS AIR P&ID TRAIN 2	
I-406 AERATION BASINS AIR P&ID TRAIN 3	
I-407 AERATION BASINS AIR P&ID TRAIN 4	
I-450 BLOWER BUILDING P&ID I	
I-451 BLOWER BUILDING P&ID II	
I-452 BLOWER BUILDING P&ID III	
I-453 BLOWER BUILDING P&ID IV	
I-460 MBR AIR SCOUR P&ID	
I-500 MBR BASIN P&ID	
I-550 MBR PERMEATE COLLECTION SYSTEM P&ID	
I-560 MBR MEMBRANE CIP SYSTEM P&ID	
I-600 RAS-WAS PUMP STATION P&ID	
Addendum No. 1 Dated January 10, 2024	
Addendum No. 2 Dated January 18, 2024	



BID SCHEDULE

Bid Package: BP08-001 Process Mechanical
 Bidder Name: Kiewit Water Facilities South

SCOPE DESCRIPTION

The South Wastewater Treatment Plant (WWTP) – MBR project includes the following major enhancements to the Post Oak WWTP (POWWTP). This project includes a new membrane bioreactor (MBR) treatment process along with improvements to the existing conventional treatment process. Work to be completed in this Bid Package shall include the Coordination and Installation of the Process Equipment, along with the Furnishing and Installation of the Aboveground Piping and associated components per the provided project Plans and Specifications. This Bid Package shall include, but is not limited to, the following:

1. Subcontractor is responsible for all work associated with the complete installation and successful operation of the Process Equipment for this project. Additionally, all piping and appurtenances shall be included in bid items for all applicable Division 40 specifications. All referenced specifications within Division 40 shall be included in the Scope of Work in the overall proposal.
2. Applicable equipment specifications shall include but are not limited to the following. All referenced supporting specifications within each of the below shall be adhered to and included in the overall proposal.

BP01-001 - (MBR) - Items in this Bid Package are included as Preselected Equipment to be installed by the Subcontractor. These items should not be procured by the Subcontractor.

BP01-003 - (Equipment Preselection Package No. 1) - Items in this Bid Package are included as Preselected Equipment to be installed by the Subcontractor. These items should not be procured by the Subcontractor.

BP01-004 - (Equipment Preselection Package No. 2) - Items in this Bid Package are included as Preselected Equipment to be installed by the Subcontractor. These items should not be procured by the Subcontractor.

BP08-001 - (Process Equipment Package) - Items in this Bid Package should be procured and installed by the Subcontractor.

Equipment Description:	BP01-001	BP01-003	BP01-004	BP08-001	Projected Delivery Dates
40 05 23 - Gates, Slide & Weir				X	
41 12 00 - Shafted Screw Conveyor			X		10/14/2024
41 22 23.16 - Portable Davit Cranes & Winch			X		5/27/2024
43 12 19.01 - Blowers, Rotary Screw Positive Displacement - Aeration Basin Blowers			X		10/28/2024
43 12 19.02 - Sludge Storage Blower, Rotary Screw Positive Displacement			X		10/28/2024
43 12 19 - Blowers, Rotary Screw Positive Displacement - MBR	X				8/15/2024
43 12 51 - Air Compressors & Accessories	X		X		8/15/2024
43 21 21.75 - Recessed Impeller Pumps			X		10/14/2024
43 21 40 - Variable-Speed Mixed Flow Propeller Pumps				X	
43 23 15 - Pumps, Heavy Duty Rotary Lobe			X		4/29/2024
43 25 00 - Pumps, Submersible Centrifugal		X			See Schedule
43 25 13.30 - Submersible Large Capacity Centrifugal Pumps			X		6/24/2024
46 21 16 - Bar Rake Screens & Washer Compactors		X			See Schedule
46 21 53 - Cylindrical Perforated Plate Screens			X		10/14/2024
46 23 23 - Vortex Grit Removal System & Classifier			X		10/14/2024
46 33 44-PS - Peristaltic Metering Pumps				X	
46 41 25 - Submersible Mixers - High Speed			X		7/8/2024
46 41 41 - Top Entering Tank Mixers				X	
46 51 21 - Aeration Systems, Coarse Bubble Membrane Diffusers			X		6/10/2024
46 51 33 - Flexible Membrane Disk Diffusers			X		6/10/2024
46 51 33 - Cloth Filter System		X			7/23/2024
46 51 47 - Fine Bubble Diffused Aeration System - Disk			X		6/10/2024
46 51 99 - Equalization Basin Large Bubble Mixing System			X		7/8/2024
46 53 49.10 - Membrane Biological Reactors, Hollow Fiber Type - (ALL Associated Equipment)	X				8/15/2024
XX XX 01 - Wet Well Wizard System				X	
XX XX 02 - Screenings Dumpster				X	
XX XX 03 - Grit Container				X	
XX XX 04 - Screenings Container				X	
XX XX 05 - FRP/Stainless Steel Chute				X	
XX XX 06 - Anti-Sway Supports - (FRP/Stainless Steel Chutes)				X	
XX XX 07 - SS Funnel - Rectangular to Round Transition				X	
XX XX 08 - Potable Water Duplex Booster Pump in Enclosure			X		8/9/2024
XX XX 09 - Booster Pump Skid				X	
XX XX 10 - Carbon Storage Tanks				X	
XX XX 11 - Magnesium Storage Tanks				X	
XX XX 12 - Scum Skimmers				X	
XX XX 13 - Scum Pumps				X	
XX XX 14 - Davit Crane - (For Scum Pumps ONLY. Davit Cranes for Submersible Mixers at Bioreactor Basin are included in 46 41 25)				X	
XX XX 15 - Backpulse Tank				X	
XX XX 16 - Sodium Hypochlorite Tank				X	
XX XX 17 - Citric Acid Tank				X	
XX XX 18 - Sodium Hypochlorite Skid	X				8/15/2024
XX XX 19 - Citric Acid Skid	X				8/15/2024
XX XX 20 - Turbidity Panel	X				8/15/2024
XX XX 21 - Submersible Mixers - (RAS Pump Station)				X	
XX XX 22 - Weirs				X	
XX XX 23 - Access Hatches - (Influent Pump Station ONLY)		X			See Schedule
XX XX 24 - Access Platform - (Effluent Filters ONLY)		X			7/23/2024

3. Any Bulk Commodities required for the successful installation and acceptance of the Process Mechanical system shall be furnished and installed by the Subcontractor. This includes but is not limited to anchor bolts, isolation bolts, grout, any required design outside of the equipment manufacturer's scope, etc...
4. Unless specifically excluded, Subcontractor's pricing should include all overhead and indirect costs including but not limited to Project Management, administrative work, field supervision, office rent & utilities, invoice preparation costs, insurance costs, financing costs, personal protective equipment (PPE), tools, supply purchases, fuel, maintenance, permits, inspections, and all related direct costs. Subcontractor is responsible for all construction means, methods, techniques, procedures, and sequences to fully comply with all Contract Documents. If exclusions apply, Subcontractor will be responsible for communicating those in their proposal. Escalation for the duration of the project is to be included in Subcontractor's price.
5. CMAR shall provide benchmark survey one time in the vicinity of subcontracted work. Additional survey will be at subcontractor expense. Survey request must be submitted 48 hours in advance. Subcontractor shall be responsible for necessary field measurements, verification of measurements, additional survey and layout as required for installation of their work. Subcontractor to create and maintain as-builts drawings as required. Subcontractor to request all needed as-builts of existing plant and work installed in previous bid packages to complete scope of work.
6. Cranes to be provided by CMAR. Subcontractor must provide their own OSHA compliant rigging from the hook down. Subcontractor must adhere to the CMAR's crane policies and information. Subcontractor must acknowledge crane pad layout. Must coordinate weekly crane schedule meetings with CMAR.
7. CMAR will provide portable toilets.

8. Subcontractor must provide notification of additional cost and a detailed change proposal within one-week from receiving any RFI, Change Request, Supplemental Instruction, or any other document that changes this Subcontractor's scope of work and results in a change in cost or time. The CMAR will assure that there is no additional cost if a proposal or notification of additional cost is not provided within one-week. Each proposal must include a breakdown of labor hours, labor rate, equipment rates and durations, a material list with quantities, and the associated material cost. Failure to provide detailed pricing per the requirements stated above shall be justification to withhold monthly payments for unapproved work.
9. Subcontractor is required to develop a P6 schedule and is required to participate in schedule meetings. Within 30 days from notice of award, Subcontractor shall integrate with project CPM schedule and coordinate with other successful bidders to achieve project schedule and milestones. Submission of a 4-week look-ahead schedule on a weekly basis will be required. Subcontractor is responsible for coordination with other trades and bid packages to ensure correct and timely installations. Pipe installations and testing may need to be segmented to accommodate other discipline's installations and CMAR schedule. Subcontractor has obligation to progress all available work fronts per the direction of the CMAR. Any work outside of normal hours needs to be scheduled and approved ahead of time with approval from CMAR. Premiums for overtime, night, and weekend work to maintain CMAR's schedule shall be included in Subcontractor's price. Subcontractor must be willing and able to supply and support additional crews as needed to maintain CMAR's schedule. Temporary lighting will be supplied by the Subcontractor for any work outside of normal working hours. Subcontractor is required to meet the overall schedule. Start dates may change, but durations shall not change.
10. Subcontractor to adhere to Davis-Bacon wage requirements.
11. All employees must attend a 4-hour minimum site orientation meeting prior to working onsite. Supervisors or foreman will attend weekly site coordination & scheduling meetings. All employees will attend monthly safety meetings.
12. Liquidated Damages will be assessed as applicable per the Contract Documents. Damages may also be assessed if adjacent scopes are impacted.
13. A schedule of submittals shall be completed by Subcontractor and sent to CMAR within 10 business days of NOA. Early submittals may be required at the CMAR's discretion to accommodate CMAR's schedule.
14. Subcontractor must provide a marked-up site plan with proposed and agreed upon laydown and trailer area for applicable work.
15. Subcontractor must acknowledge warehouse space required. CMAR cannot provide guarantees on available space.
16. Subcontractor to conform to the requirements of all rules, regulations and codes of local, state, and federal authorities having jurisdiction.
17. A 100% Payment and Performance Bond is required for this project and should be included in Subcontractor's price.
18. At a minimum, personal protective equipment (PPE) to include hard hats, safety glasses, safety vest, steel toe boots, and work gloves. PPE shall be worn 100% of the time while performing work onsite. Subcontractor will be back-charged for any PPE or other safety equipment that the CMAR supplies on their behalf. Subcontractor shall provide fall protection equipment and devices as applicable per CMAR Safety Plan. Note, requirements may be more strenuous than OSHA standards and adherence is mandatory.
19. Subcontractor will be required to comply with OSHA safety requirements and CMAR's site safety plan which includes post-incident and reasonable suspicion drug and alcohol testing.
20. Subcontractor is responsible to submit a TSCD (temporary structures and construction devices) plan and abide by all requirements per CMAR's Safety Plan. Items to be included with accompanied PE stamp includes but is not limited to access, fall protection, temporary handrail, line and grade, formwork, shoring, and any other pre-engineered or job-built structures or devices.
21. All equipment mobilized to the project site shall be in safe working order.
22. Subcontractor must perform and maintain a material receiving report. Subcontractor shall provide required quality and turnover documentation to the CMAR in an organized format as specified by CMAR and contract documents. Any electronic files must follow a naming convention and organization specified by CMAR.
23. Subcontractor is responsible for developing and adhering to the ITP (Inspection and Testing Plan) pertaining to this scope of work as a part of the overall CMAR's ITP. Subcontractor is responsible for all inspections and testing as required and must give CMAR 48-hours notice prior to any testing. All testing shall be per plans and specifications. Pipe testing and disposal of testing fluid shall be in accordance with all applicable laws, codes, standards, specifications, and CMAR guidelines. Subcontractor to include water purchase and disposal costs in their proposal.
24. Subcontractor will be responsible for Site Cleanup daily and may need to dedicate staff to help with cleanup. Subcontractor will be responsible for getting any waste to the dedicated waste disposal locations (locations provided by CMAR). Must supply incidental refuse collection and deliver to the CMAR's designated area in the appropriate containment. Subcontractor will be required to clean up any debris caused by overfilling.
25. Subcontractor responsible for protection of in-process and finished work from all other disciplines related to their work.
26. Work included in this bid package includes but not limited to supply and installation of all process equipment and above ground piping, tie-ins to existing pipe, valves with appurtenances, instruments/flow meters (installation only, supply is in another bid package), pipe supports, pipe labeling/tagging, welding, heat trace, insulation, cathodic protection, disinfection, & NSF-61 materials as required. Pipe testing and disposal of testing fluid shall be in accordance with all applicable laws, codes, standards, specifications, and CMAR guidelines. Subcontractor is not responsible for the supply of Pre-Negotiated Equipment with the Owner.
27. Subcontractor is responsible for heat trace and insulation per plans and specifications.
28. There are a mixture of concrete and metallic pipe supports are included in the design. Where concrete supports are shown, rebar and concrete will be supplied and installed in another bid package. Pipe strap, anchor bolts and grout at these concrete supports are to be included in this bid package. Subcontractor is responsible for all metallic pipe supports including anchor bolts and grout in this bid package.
30. Mobilization may be needed as early as 10 calendar days from notice of award or what is shown in the CMAR P6 schedule, whichever is earlier. Demobilization including clean up within two weeks of completion of work or notification by CMAR. Multiple mobilizations may be required.
31. The Subcontractor and/or its representatives shall be fully acquainted with the design and operation of the systems and equipment described in these specifications and on the drawings.
32. Contract Drawings are generally diagrammatic and all offsets, fittings, transitions, and accessories are not necessarily shown. Furnish and install all such items as may be required to fit the work to the conditions encountered. Arrange equipment and other work generally as shown on the contract drawings, providing proper clearance and access. The Engineer reserves the right to make reasonable changes in location of equipment, piping, and ductwork, prior to the time of rough-in or fabrication.
33. Where Contract Documents indicate field-routing, Subcontractor shall be responsible for providing all required components for the making of a complete and operable system. This shall include all required Redlined and As-Built Drawings associated with the field-routed system to include P&ID's and Mechanical Drawings. These documents must be maintained at all times and must be located on the project site. These shall be available upon request from the CMAR. Upon completion and acceptance of scope, submit a minimum of one (1) electronic set and four (4) hard copies unless Contract Documents require more.
34. Subcontractor is responsible for access to work.
35. Supply and install of piping and appurtenances inside manholes and vaults shall be included in pricing. Embedded components will be supplied and installed in BP05-002.
36. Floor pipes and wall pipes on exterior walls connecting to underground piping will be installed in BP05-002. BP08-001 Subcontractor is responsible for coordinating and connecting to pipe including the supply and installation of gaskets or other joining materials as specified. In general, the transition will happen at the first interior pipe connection. Inspections and testing must be coordinated and completed either separate or in conjunction with the other Bid Packages at the CMAR's and Engineer's discretion. Temporary testing materials may be required.
37. Pipe tie-ins and bypass shall be performed in manner that maintains and does not interrupt existing plant operations. Subcontractor is responsible for all associated costs at each tie-in and bypass location. Submittals and work plans shall be approved before commencement of work.
38. Subcontractor is responsible for all finish interior pipe linings as required. Exterior coatings shall be manufacturer's prime coat; finish coatings will be in future bid package.
39. Subcontractors are required to submit daily reports on a daily basis on a form prescribed by the CMAR. These reports must include a detailed description of the work performed, problems encountered, manpower and equipment levels, and deliveries.
40. For all equipment/material being installed under this Subcontract, whether being furnished and installed or just installed, this Subcontractor shall be responsible for offloading, preservation or maintenance, and storage in accordance with all material and equipment requirements.
41. The CMAR must be notified of any extra work that is being performed on a Time and Material basis prior to beginning the work. T&M slips must be submitted and signed by the CMAR Superintendent on the same day that the work is performed. The CMAR will not accept T&M slips that are not submitted on the same day that the work is performed.
42. The Subcontractor must have a full time Supervisor onsite at all times, fully qualified and knowledgeable in the scope of work pertaining to this Subcontract. In addition, the Supervisor shall be an OSHA defined "Competent Person" who is capable of identifying existing and predictable hazards in the surroundings or working conditions which are unsanitary, hazardous, or dangerous to employees, and who has the authorization to take prompt corrective action to eliminate them.
43. The Subcontractor shall provide all Spare Parts per the Contract Documents for any equipment and/or material furnished by the Subcontractor under this scope.
44. CMAR will be performing the work outlined in the Work Change Directive (WCD). Subcontractor will be responsible for completing all work within the scope documents that is not outlined as part of the WCD. Please reference included WCD Scope document to understand boundaries.

Questions for Bidders	Answer (Yes/NO)	Additional/Clarifying Notes
Do you have experience working with the City of Sherman?	YES	
Do you have experience with Alternative Delivery Projects?	YES	
Bidder will be responsible for coordinating/scheduling with other trades. Do you agree to coordinate with CMAR and other trades to complete work within schedule?	YES	
A performance bond will be required for this work. Will you be able to obtain a performance bond within 15 days of notice of award?	N/A	
Will you require warehouse space? Include needs in additional/clarifying notes. Bidder will be responsible for their own forklifts and other equipment to perform the work.	YES	
Is Bidder capable and willing to support multiple shift operations if requested by CMAR?	YES	
Bidder should include a copy of their rate sheet for startup services. Is a copy of your rate sheet included with your proposal?	NO	EXCEPTIONS SHEET
Have you completed the exceptions and assumptions tabs of this document and included in your submittal?	YES	
Do you agree to the commercial terms in the draft subcontract?	YES	
Do you agree to liquidated damages of \$1,000 day will apply to P6 Schedule, quality and turnover documents, integration into Project CPM within 30 days of NOA, submittal of schedule of submittals within 10 days of NOA, delays caused to other subcontractors.	YES	

Bidder acknowledges receipt of the listed Addenda to the RFP. Such Addenda were received prior to submittal of this bid and are made part of Bidder's pricing.

Addendum No: 1
Date: 10-Jan-24

Addendum No: 2
Date: 1/18/2024

Addendum No: _____
Date: _____

Addendum No: _____
Date: _____

Addendum No: _____
Date: _____

Addendum No: _____
Date: _____

SUBMITTED BY

Name: Terry J. Carlsgaard
Signature: 
Title: President
Date: 1/24/2023
FOR
Company: Kiewit Water Facilities South Co.
Address: 2050 Roanoke Rd., Suite 250
Westlake, TX 76262
Phone: 469-276-3800
E-Mail: Terry.Carlsgaard@Kiewit.com

VALUE ENGINEERING CONCEPTS:

As part of the bid, if Subcontractor has ideas on cost savings and value engineering while meeting the specifications and the required quality for the Project, please include any potential concepts and the reduction in price in the below table. Additional rows can be added as required. All value engineering ideas will need to be evaluated by the CM/GC, the Client, and the Engineer of Record. Additional information may be required from the Subcontractor.

	DESCRIPTION	QUANTITY	UNIT OF MEASURE	UNIT PRICE	REDUCTION IN PRICE
VE1	Value Engineering - Concept 1 <u>1 1/2" PINE GLASS IN LENS OF 1"</u>	<u>1</u>	<u>LS</u>	<u>\$50,000</u>	<u>\$50,000</u>
VE2	Value Engineering - Concept 2 <u>FASTENERS OVER NPW, PLW, SW, HCP</u>				

Commercial Bid Form Exceptions Tab		
Number	Section	Exception Notes
1	Schedule	All Process Mechanical Equipment supplied by others will be supplied in time to achieve the schedule.
2	DN Tanks Scope of Work: Equalization Basin and Sludge Storage Tank.	At Equalization Basin: Air Receiver, Compressor and Stainless Steel Pipe not in DN Tanks scope of work. Booster Pump, Washdown Nozzle, Washdown Piping and Overflow Pipe in DN Tanks scope of work. At Sludge Storage Tank: Blower, Pumps and Stainless Steel Pipe not in DN Tanks scope of work. Overflow Pipe in DN Tanks scope of work. Washdown System for the Sludge Storage Tank is not included in this Bid Package.
3	Plans and Specifications	Our bid is based on the current plans and details and does not include any contingency for design progression or changes in scope.
4	Specification 01 31 00 - 1.5 A. Permits and Permit Fees	Permits and Permit Fees are excluded from this Bid Package.
5	Specification 01 31 00 - 1.24 Maintenance of Roads	Maintenance of roads are excluded from this Bid Package.
6	Specification 01 78 36-PS Warranties	Warranty period 12 months from Substantial Completion per Schedule provided in the ITB.
7	General Construction Notes Drawing G-012 Note 5.	TPDES SWPPP excluded from this Bid Package.
8	General Construction Notes Drawing G-012 Note 13.	Security excluded from this Bid Package.
9	Hazardous Waste Note 8 Drawing G-012	Hazardous Waste excluded from this Bid Package.
10	General and Mechanical Notes Drawing G-012 Note 9. A.	Equipment Pads excluded from this Bid Package.
11	General and Mechanical Notes Drawing G-012 Note 12.	Mow Strips excluded from this Bid Package.
12	Eye Wash Stations	Eye Wash Stations provided as shown on the Drawings, if not shown excluded from this Bid Package.
13	Coatings	All coatings including high performance coatings is excluded from this Bid Package. Shop prime coatings for piping as specified is included in this Bid Package.
14	Misc Metals & Structural Steel	All misc. metals such as handrail, stairs and landings, gratings, hatches, structural steel and associated embeds are excluded from this Bid Package.
15	Pipe Routing	Piping not shown on the Drawings is excluded from this Bid Package.
16	I&C Panels	Panels required for I&C are excluded from this Bid Package.
17	Bridge Cranes	Bridge Cranes are excluded from this Bid Package.
18	Lifting Devices	Lifting devices provided as shown otherwise not included in this Bid Package.
19	Screenings Dumpster	Screenings Dumpster at the Influent Pump Station excluded from this Bid Package.
20	HVAC, Plumbing, Fire Sprinklers	HVAC, Plumbing, Fire Sprinklers excluded from this Bid Package.
21	Ductile Iron Pipe Glass Lining	Ductile Iron Pipe Glass Lining not shown or indicated in the Pipe Material Schedule, excluded from this Bid Package.
22	Air or Instrument Tubing	Air or Instrument Tubing excluded from this Bid Package.
23	Hydrotest Water	Water for hydrotesting provided by the Owner, costs for purchasing hydrotesting water excluded from this Bid Package.
24	COPI	All labor beyond achieving COPI is excluded from this Bid Package. It is anticipated Allowance will cover this item.
25	Pre-selected Process Equipment	Any scope gaps between this Bid Package and Pre-Selected Process Equipment are excluded from this Bid Package.
26	Startup Chemicals and First Chemical Fill	Startup Chemicals and First Chemical Fills are excluded from this Bid Package.
27	Concrete Pipe Supports	Concrete Pipe Supports excluded from this Bid Package.
28	Startup Services Rate Sheet	Rate Sheet not provided, Startup & Commissioning not clearly defined in this Bid Package.
29	Backpulse Tank Membrane Support Building	Taking exception to furnishing the Backpulse Tank in the Membrane Support Building if it is not included within Veolia's scope of supply. There is currently no specification or design criteria within this Bid Package to furnish this item.
30	Grit and/or Screenings Containers	Taking exception to any grit and/or screenings containers at the Influent Pump Station and/or the Preliminary Treatment Unit. This is assumed to be provided by the Owner.
31	Discharge Chutes & Supports - (Influent Pump Station)	Assuming the Discharge Chutes and Supports for the Barscreens are included with the Barscreen "Preselection Package".
32	Davit Cranes - (Bioreactor Basins)	Currently assuming the (4) Davit Cranes at the Bioreactor Basins are not included in the Preselection Package and should be included in this package.

33	Davit Crane - (Scum Box)	Currently assuming the (1) Davit Crane at the Scum Box is not included with the Scum Pumps and should be included in this package.
34	Submersible Mixers - (RAS Pump Station)	Currently assuming the (2) Submersible Mixers at the RAS Pump Station will be part of BP08-001 since this is not detailed as part of the Preselected equipment.
35	Peristaltic Metering Pumps - (Chemical Pumps)	The Mechanical Plans indicate the Peristaltic Metering Pumps are stand-alone horizontal chemical pumps with interconnecting PVC piping. The specification details a chemical feed skid design and is what the suppliers have quoted.
36	Startup Services	Startup Services includes Craft and Staff to perform functional testing up until COPI. All labor beyond achieving COPI is excluded from this Bid Package. Startup and Commissioning is not included and is assumed to be covered in an allowance.
37	Valves	Valves not shown on the Drawings are excluded from this Bid Package.
38	Expansion Joints	Expansion joints not shown on the Drawings are excluded from this Bid Package.
39	Small Bore Ductile Iron Pipe	Services calling for DIP 3" and below will be provided as PVC.
40	Instrument Air	Instrument Air is not included in this Bid Package.
41	PVC Pipe	Per the pipe schedule, CPVC or double contained piping is not included in this Bid Package.
42	Dielectric Unions	Dielectric BNGs, Unions, couplings, or otherwise are not included in this Bid Package.
43	Air piping	Grade 304 stainless steel is used for the ALP services.
44	Pipe Testing	Pipe testing to be to AWWA pipe testing standards in respect to pipe shown on sheet G-024.
45	Pipe Routing	Piping not shown on the Drawings are excluded from this Bid Package.
46	Gates	Discrepancies between the Gate Schedule and the Mechanical Plans related to sizing have been identified. At this time, our suppliers have provided pricing based on the Gate Schedule and this will be reflected in our bid.
47	Scum Skimmer	In this Bid Package, the Scum Skimmer supplier has listed Rotork and Limatorque as potential Actuator suppliers for the Skimmers.
48		
49		
50		

Comment No.	Page No.	Comment	CMAR Response / Resolution	Final PgM Response / Resolution	PgM Comments Resolved (Yes/No)
1	5	Exclusion 2. Clarify what this exclusion means. It appears as written that some required equipment may not be provided under any package.	Exclusion is specific to DN Tank scope of supply. Per Equipment Preselection Package No. 4, the Washdown Nozzles and associated piping at the Equalization Basin is included in DN Tank's Scope of Supply. Therefore, these items will not be furnished or installed in BP08-001 and will be the responsibility of DN Tanks. All other equipment at the Equalization Basin and/or Sludge Storage Tank is captured per Equipment Preselection Package No. 4 or to be Furnished/Installed within BP08-001.		
2	5	Exclusion 6. Warranty period is intended to be 24 months. The exclusion indicates only a 12 month warranty will be provided. Explain how the gap in warranty will be handled.	Reference GMPA-C General Conditions Assumptions Log Item 58, assumed Warranty period of one (1) year. Specification 01 78 36PS Section 1.4 A. 2. Special Equipment Warranty states 24-month period. Does the Client want all equipment with a 24-month Warranty? If so, additional monies will need to be added to the bid for equipment furnished in this Bid Package. An Allowance could be established, please advise.		
3	5	Exclusion 21. Verify that this exclusion does not apply to epoxy lined DI pipe.	Glass lined pipe is not included in this Bid Package. Epoxy lined DIP is included as indicated on the Pipe Schedule.		
4	5	Exclusion 22. Air or instrument tubing that is excluded. An allowance is to be included in the GMP package that will account for this tubing.	Will include an Allowance of \$100K for Air or Instrument Tubing in this Bid Package. Allowance based on similar project with tubing.		
5	5	Exclusion 24. This package is intended to include full startup required for equipment installed that is included in the package. Verify that startup services will be included.	Equipment Supplier Services and System Startup per the Specifications for equipment provided in this Bid Package is included. All labor beyond achieving COPI is excluded from this Bid Package as noted.		
6	5	Exclusion 25. How does the CMAR intend to account for scope gaps between this package and equipment bid packages?	For Preselected Equipment suggest a Change Order to the selected manufacturer scope of supply upon discovery of scope gaps. An Allowance could be established, please advise.		
7	5	Exclusion 26. Initial chemicals needed for equipment startup are intended to be included in this bid package.	Chemicals for functional testing of equipment and initial fill are an adder, will include an Allowance of \$300,000 in this Bid Package. City has existing contracts for chemicals it would be more cost effective for the city to procure the chemicals.		
8	5	Exclusion 27. How does the CMAR intend to account for concrete pipe supports?	Concrete pipe supports are to be included in a Balance of Concrete Bid Package or a Change Order to the Concrete Bid Package.		
9	5	Exclusion 28. A rate sheet for startup & commissioning of equipment included in this package is needed for this package. How will the CMAR provide this?	Upon clear definition of Commissioning CMAR will provide a rate sheet.		
10	5	Exclusion 31. Verify that discharge chutes and supports for all screening facilities are provided. How will the CMAR account for this if it is a scope gap?	Per Equipment Preselection Package No. 3, the discharge piping is included in Huber's scope of supply for the Bar screens at the Influent Pump Station. However, per Equipment Preselection Package No. 4, the grit/screening discharge piping and supports are not included within Smith & Loveless' scope of supply. The grit/screenings discharge piping and supports at the Preliminary Treatment Unit will be Furnished and Installed within this Bid Package.		
11	6	Exclusion 40. How will instrument are be accounted for?	Reference CMAR Response to Comment No. 4 above, will include an Allowance of \$100K for Air or Instrument Tubing in this Bid Package. Allowance based on similar project with tubing. Instruments are included in the Electrical Bid Packages.		
12	6	Exclusion 43. Specifications for this package require 316 SS. Verify that 316 SS will be provided.	Confirmed 316 SS is provided in this Bid Package.		

Activity ID	Activity Name	OD	RD	% Comp	Start	Finish	TF	2024												2025											
								A	S	O	N	D	J	F	M	A	M	J	Jul	A	S	O	N	D	J	F	M	A	M	J	Jul
South WWTP - MBR - CMAR Update Schedule #04 - 28JAN24 LIVE Bid Packages DRAFT		254	254		24-Jan-24	28-Jan-25	125																								
Preconstruction		24	24		24-Jan-24	26-Feb-24	355																								
Procurement Services		24	24		24-Jan-24	26-Feb-24	355																								
BID PACKAGES		24	24		24-Jan-24	26-Feb-24	355																								
BP08-001 Process Mechanical		24	24		24-Jan-24	26-Feb-24	355																								
BP08-001.1030	BP08-001 Bid Process Mechanical	1	1	0%	24-Jan-24*	24-Jan-24	355	<ul style="list-style-type: none"> ■ BP08-001 Bid Process Mechanical ■ BP08-001 Board Approval Process Mechanical ■ BP08-001 Contract Amendment Process Mechanical ■ BP08-001 Issue Purchase Agreement Process Mechanical 																							
BP08-001.1040	BP08-001 Board Approval Process Mechanical	8	8	0%	25-Jan-24	05-Feb-24	355																								
BP08-001.1050	BP08-001 Contract Amendment Process Mechanical	5	5	0%	06-Feb-24	12-Feb-24	355																								
BP08-001.1060	BP08-001 Issue Purchase Agreement Process Mechanical	10	10	0%	13-Feb-24	26-Feb-24	355																								
Submittals		33	33		26-Feb-24	12-Apr-24	26																								
Underslab and Wall Piping (Non-Critical)		33	33		26-Feb-24	12-Apr-24	26																								
PRO-504	Prepare & Submit Underslab and Wall Piping Package (Remaining Pieces)	15	15	0%	26-Feb-24	18-Mar-24	28	<ul style="list-style-type: none"> ■ Prepare & Submit Underslab and Wall Piping Package (Remaining Pieces) ■ Review & Approve Underslab and Wall Piping Package (Remaining Pieces) ■ Fabricate & Deliver Underslab and Wall Piping (Remaining Pieces) 																							
PRO-494	Review & Approve Underslab and Wall Piping Package (Remaining Pieces)	10	10	0%	18-Mar-24	02-Apr-24	28																								
PRO-484	Fabricate & Deliver Underslab and Wall Piping (Remaining Pieces)	10	10	0%	02-Apr-24	12-Apr-24	39																								
Construction		172	172		12-Apr-24	28-Jan-25	13																								
Existing Plant Upgrades		93	93		12-Apr-24	09-Sep-24	58																								
Effluent Tertiary Filters		28	28		12-Apr-24	29-May-24	122																								
Mechanical		28	28		12-Apr-24	29-May-24	122																								
RPS-350	Install U/S Piping (30IN FCE/ 6IN D/ and 30IN FE)	8	8	0%	12-Apr-24	25-Apr-24	122	<ul style="list-style-type: none"> ■ Install U/S Piping (30IN FCE/ 6IN D/ and 30IN FE) ■ Install Filter Equipment ■ Install Piping - Effluent Tert Filters 																							
RPS-360	Install Filter Equipment	3	3	0%	03-May-24	10-May-24	123																								
RPS-150	Install Piping - Effluent Tert Filters	11	11	0%	10-May-24	29-May-24	122																								
Relift Pump Station		40	40		08-Jul-24	09-Sep-24	58																								
Mechanical		40	40		08-Jul-24	09-Sep-24	58																								
RPS-280	Install Mechanical Equipment - Relift Pump Station/Tert Filter PS	10	10	0%	08-Jul-24	23-Jul-24	65	<ul style="list-style-type: none"> ■ Install Mechanical Equipment - Relift Pump Station/Tert Filter PS ■ Install Piping - Relift Pump Station/Tert Filter PS 																							
RPS-210	Install Piping - Relift Pump Station/Tert Filter PS	23	23	0%	02-Aug-24	09-Sep-24	58																								
Area 2		83	83		20-Aug-24	14-Jan-25	15																								
Equalization Basin / Tank		52	52		14-Oct-24	14-Jan-25	15																								
Mechanical		52	52		14-Oct-24	14-Jan-25	15																								
EQT-190	Install Supply/Exhaust Fans - EQ Tank	4	4	0%	14-Oct-24	18-Oct-24	63	<ul style="list-style-type: none"> ■ Install Supply/Exhaust Fans - EQ Tank ■ Install Large Bubble-Pulse Mixing System - EQ Tank ■ 4"/ALP/SS to Large Bubble-Pulse Mixing System - EQ Tank ■ Install Washdown Nozzles ■ 2"/PW/SS to Washdown Nozzles 																							
EQT-210	Install Large Bubble-Pulse Mixing System - EQ Tank	10	10	0%	01-Nov-24	19-Nov-24	15																								
EQT-220	4"/ALP/SS to Large Bubble-Pulse Mixing System - EQ Tank	29	29	0%	21-Nov-24	14-Jan-25	15																								
EQT-250	Install Washdown Nozzles	4	4	0%	21-Nov-24	26-Nov-24	36																								
EQT-260	2"/PW/SS to Washdown Nozzles	4	4	0%	27-Nov-24	06-Dec-24	36																								
EQ Basin Electrical St / Air System		12	12		12-Sep-24	01-Oct-24	44																								
Mechanical		12	12		12-Sep-24	01-Oct-24	44																								
EQT-490	Install Air Compressors - EQ Elec / Air System	2	2	0%	12-Sep-24	13-Sep-24	44	<ul style="list-style-type: none"> ■ Install Air Compressors - EQ Elec / Air System ■ Install Air Receiver Tanks - EQ Elec / Air System ■ 4"/ALP/SS to Large Bubble-Pulse Mixing System - EQ Elec / Air System 																							
EQT-500	Install Air Receiver Tanks - EQ Elec / Air System	2	2	0%	13-Sep-24	17-Sep-24	44																								
EQT-390	4"/ALP/SS to Large Bubble-Pulse Mixing System to EQ Tank - EQ Elec / Air System	9	9	0%	17-Sep-24	01-Oct-24	44																								
Preliminary Treatment		73	73		20-Aug-24	27-Dec-24	8																								
Mechanical		73	73		20-Aug-24	27-Dec-24	8																								
PTRT-150	Install Gates (Typ 7) - Prelim Treatment Unit (PTU)	4	4	0%	20-Aug-24	27-Aug-24	23	<ul style="list-style-type: none"> ■ Install Gates (Typ 7) - Prelim Treatment Unit (PTU) ■ Install Fine Screens (Typ 2) - Prelim Treatment Unit (PTU) 																							
PTRT-170	Install Fine Screens (Typ 2) - Prelim Treatment Unit (PTU)	15	15	0%	13-Sep-24	10-Oct-24	8																								

■ Remaining Level of Effort
■ Actual Work
■ Remaining Work
■ Critical Remaining Work
◆ Milestone



AGENDA ITEM X



GREATER TEXOMA UTILITY AUTHORITY AGENDA COMMUNICATION

DATE: February 1, 2024

SUBJECT: AGENDA ITEM NO. X

PREPARED AND SUBMITTED BY: Paul M. Sigle, General Manager

**CONSIDER AND ACT UPON THE AWARD OF CONTRACT FOR THE CITY OF SHERMAN'S
WESTSIDE SEWER REPLACEMENT PROJECT.**

ISSUE

Consider and act upon the award of contract for the City of Sherman's Westside Sewer Replacement Project.

BACKGROUND

Through the 2021 GTUA (City of Sherman) Open Market Bonds, the City of Sherman has requested assistance in financing multiple projects including the Westside Sewer Replacement Project. This project consists of approximately 1,385 linear feet of 8 and 10-inch sanitary sewer lines, 10 manholes, including abandonment of existing sanitary lines, and other sewer related construction along Westside Drive.

CONSIDERATIONS

The City of Sherman received 5 bids for the project on January 12, 2024. W. Brown Enterprises, Inc. was the lowest bid with an amount of \$757,807.91. The City's engineers have reviewed the bids and is recommending awarding the contract to W. Brown Enterprises.

STAFF RECOMMENDATIONS

The Authority Staff recommends authorizing the General Manager to award the contract to W. Brown Enterprises, Inc. in the amount of \$757,807.91. This item is contingent upon the City of Sherman.

ATTACHED

Engineer's Letter of Recommendation

January 24, 2024

Mr. Tom Pruitt, P.E.
City of Sherman
220 W. Mulberry Street
Sherman, Texas 75090

Re: Recommendation of Award
Westside Sanitary Sewer Replacement

Dear Mr. Pruitt:

Sealed bids for the above referenced project were received on January 12, 2024, at 3:00 p.m. at Sherman City Hall. A total of five (5) bids were received. A complete bid tabulation is attached.

This project involves the construction of approximately 1,385 linear feet 8- and 10-inch sanitary sewer lines and 10 concrete manholes, the abandonment of existing sewer line, and other sewer construction, complete in place.

The low bid was submitted by W. Brown Enterprises, Inc. of Durant, Oklahoma in the amount of \$757,807.91.

We have checked references provided by W. Brown Enterprises, Inc. and these have been good. We recommend awarding the project to W. Brown Enterprises, Inc. in the alternate bid amount of \$757,807.91.

Sincerely,
FREEMAN - MILLICAN, INC.



J. Erin Magee, P.E.
Project Engineer

Attachment

F:\22040 - SHERMAN Westside Dr Sewer\5 - Bidding\Ltr of Recommendation - Westside SSWR.docx

BID TABULATION

OWNER: City of Sherman	Contractor W. Brown Enterprises, Inc.	Contractor Atkins Brothers Equipment Co., Inc.	Contractor Lynn Vessels Construction, LLC
PROJECT: WESTSIDE SANITARY SEWER REPLACEMENT	Address 2905 North First Avenue	Address 3516 Old Fort Worth Road	Address PO Box 1212
ENGINEER: FREEMAN-MILLICAN, INC.	City, State Durant, OK 74701	City, State Midlothian, TX 76065	City, State Sherman, TX 75091-1212
BID DATE: January 12, 2024	Phone 580-282-0282	Phone 972-775-7955	Phone 903-893-4300

ITEM NO.	DESCRIPTION	QUANTITY	UNIT	UNIT PRICE	TOTAL AMOUNT	UNIT PRICE	TOTAL AMOUNT	UNIT PRICE	TOTAL AMOUNT
BASE BID									
P.1	Mobilization & Demobilization	1	LS	\$62,106.00	\$62,106.00	\$10,000.00	\$10,000.00	\$45,000.00	\$45,000.00
P.2	Abandon Existing Manhole	9	EA	\$884.37	\$7,959.33	\$2,000.00	\$18,000.00	\$2,463.33	\$22,169.97
P.3	Sanitary Sewer Aerial Crossing abandonment & removal	1	EA	\$8,847.99	\$8,847.99	\$25,000.00	\$25,000.00	\$16,875.00	\$16,875.00
P.4	10" SDR-35 PVC Sanitary Sewer Pipe by Open Cut (0'-13' depth)	409	LF	\$160.72	\$65,734.48	\$210.00	\$85,890.00	\$314.38	\$128,581.42
P.5	10" SDR-35 PVC Sanitary Sewer Pipe by Open Cut (14'-20' depth)	125	LF	\$213.87	\$26,733.75	\$390.00	\$48,750.00	\$364.00	\$45,500.00
P.6	10" SDR-26 PVC Sanitary Sewer Pipe by Open Cut (0'-13' depth)	184	LF	\$204.59	\$37,644.56	\$216.00	\$39,744.00	\$344.00	\$63,296.00
P.7	8" SDR-35 PVC Sanitary Sewer Pipe by Open Cut (0'-13' Depth)	667	LF	\$154.32	\$102,931.44	\$210.00	\$140,070.00	\$226.63	\$151,162.21
P.8	6" SDR-35 PVC Sanitary Sewer Pipe by Open Cut (0'-13' Depth)	6	LF	\$501.87	\$3,011.22	\$200.00	\$1,200.00	\$221.29	\$1,327.74
P.9	5' Diameter Fiberglass Sanitary Sewer Drop Manhole (0'-10' Depth)	2	EA	\$14,420.94	\$28,841.88	\$15,000.00	\$30,000.00	\$13,668.66	\$27,337.32
P.10	5' Diameter Fiberglass Sanitary Sewer Drop Type 'S' Manhole (0'-10' Depth)	1	EA	\$14,711.54	\$14,711.54	\$17,000.00	\$17,000.00	\$13,841.19	\$13,841.19
P.11	5' Diameter Fiberglass Sanitary Sewer Type 'S' Manhole, (0'-10' Depth)	1	EA	\$20,603.46	\$20,603.46	\$16,000.00	\$16,000.00	\$18,294.06	\$18,294.06
P.12	Extra Depth on 5' Diameter Fiberglass Sanitary Sewer Manhole	10	VF	\$1,259.58	\$12,595.80	\$600.00	\$6,000.00	\$1,088.75	\$10,887.50
P.13	4' Diameter Fiberglass Sanitary Sewer Manhole (0'-10' Depth)	5	EA	\$8,682.36	\$43,411.80	\$14,000.00	\$70,000.00	\$8,176.05	\$40,880.25
P.14	4' Diameter Fiberglass Sanitary Sewer Type 'S' Manhole (0'-10' Depth)	1	EA	\$8,358.23	\$8,358.23	\$16,000.00	\$16,000.00	\$7,913.89	\$7,913.89
P.15	Manhole Vacuum Test	10	EA	\$486.83	\$4,868.30	\$700.00	\$7,000.00	\$187.50	\$1,875.00
P.16	Connect Ex Sanitary Sewer to Proposed Manhole	5	EA	\$1,371.63	\$6,858.15	\$2,000.00	\$10,000.00	\$781.25	\$3,906.25
P.17	Locating and Exposing Sanitary Sewer Services before Construction for FLs	18	EA	\$695.48	\$12,518.64	\$1,000.00	\$18,000.00	\$1,335.50	\$24,039.00
P.18	Reconnect Existing Sanitary Sewer Services up to 10' Long	18	EA	\$2,931.66	\$52,769.88	\$500.00	\$9,000.00	\$1,581.25	\$28,462.50
P.19	Flowable Fill on Proposed Main	20	LF	\$367.06	\$7,341.20	\$60.00	\$1,200.00	\$61.63	\$1,232.60
P.20	Remove and Replace Concrete Curb Pavement	9	LF	\$609.61	\$5,486.49	\$210.00	\$1,890.00	\$112.50	\$1,012.50
P.21	Remove and Replace Concrete Flumes	17	SY	\$395.46	\$6,722.82	\$200.00	\$3,400.00	\$156.25	\$2,656.25
P.22	Remove and Replace Asphalt Pavement	948	SY	\$101.16	\$95,899.68	\$150.00	\$142,200.00	\$159.08	\$150,807.84
P.23	Remove and Replace Concrete Driveways	76	SY	\$241.47	\$18,351.72	\$160.00	\$12,160.00	\$156.25	\$11,875.00
P.24	Seed and Reestablish Grass	50	LF	\$112.82	\$5,641.00	\$10.00	\$500.00	\$6.25	\$312.50
P.25	Grass Sod	183	SY	\$37.15	\$6,798.45	\$40.00	\$7,320.00	\$20.00	\$3,660.00
P.26	Trench Safety	1,391	LF	\$3.50	\$4,868.50	\$1.00	\$1,391.00	\$3.13	\$4,353.83
P.27	Post Construction CCTV	1,391	LF	\$4.27	\$5,939.57	\$7.00	\$9,737.00	\$1.56	\$2,169.96
P.28	General Permit TXR1500000 & SWP3	1	LS	\$3,300.00	\$3,300.00	\$3,000.00	\$3,000.00	\$1,562.50	\$1,562.50
P.29	Erosion Control	1	LS	\$3,300.00	\$3,300.00	\$10,000.00	\$10,000.00	\$2,500.00	\$2,500.00
P.30	Traffic Control	1	LS	\$6,600.00	\$6,600.00	\$2,000.00	\$2,000.00	\$31,575.00	\$31,575.00
P.31	Construction Contingency	1	LS	\$80,000.00	\$80,000.00	\$80,000.00	\$80,000.00	\$80,000.00	\$80,000.00
TOTAL AMOUNT OF BASE BID (P.1 - P.31*)					\$770,755.88		\$842,452.00		\$945,067.28
AP.1	5' Diameter Concrete Sanitary Sewer Drop Manhole (0'-10' Depth)	2	EA	\$14,107.66	\$28,215.32	\$18,000.00	\$36,000.00	\$12,966.53	\$25,933.06
AP.2	5' Diameter Concrete Drop Type 'S' Sanitary Sewer Manhole (0'-10' Depth)	1	EA	\$14,772.38	\$14,772.38	\$17,000.00	\$17,000.00	\$12,966.53	\$12,966.53
AP.3	5' Diameter Concrete Type 'S' Sanitary Sewer Manhole (0'-10' Depth)	1	EA	\$17,301.55	\$17,301.55	\$17,000.00	\$17,000.00	\$11,233.63	\$11,233.63
AP.4	Extra depth 5' diameter Concrete Manhole	10.0	VF	\$950.48	\$9,504.80	\$600.00	\$6,000.00	\$627.90	\$6,279.00
AP.5	4' Diameter Concrete Sanitary Sewer Manhole (0'-10' Depth)	5.0	EA	\$7,638.33	\$38,191.65	\$15,000.00	\$75,000.00	\$5,970.90	\$29,854.50
AP.6	4' Diameter Concrete Type 'S' Sanitary Sewer Manhole (0'-10' Depth)	1.0	EA	\$7,589.04	\$7,589.04	\$16,000.00	\$16,000.00	\$118.30	\$118.30
TOTAL AMOUNT OF ADDITIVE ALTERNATE ITEMS (AP.1 - AP.6)					\$115,574.74		\$167,000.00		\$86,385.02
TOTAL AMOUNT ALTERNATE BID (Bid Items P.1-P.8; AP.1-AP.6; P.15-P.31*)					\$757,807.91		\$854,452.00		\$912,298.09

* P.31 included for total as intended, not P.30 as shown on Proposal

** Note: there was a typo on the W. Brown unit price for Item P.5. Written clarification was provided that the unit price should be \$213.87 to hold the as-read total of \$26,733.75.

BID TABULATION

OWNER: City of Sherman				Contractor	Canary Construction, Inc.	Contractor	Hayes Construction, LLC	Contractor	
PROJECT: WESTSIDE SANITARY SEWER REPLACEMENT				Address	802 N Kealy Avenue, Suite 101	Address	205 Cody Lane	Address	
ENGINEER: FREEMAN-MILLICAN, INC.				City, State	Lewisville, TX	City, State	Sherman, TX	City, State	
BID DATE: January 12, 2024				Phone	75057 469-464-3823	Phone	75090 469-512-7290	Phone	
ITEM NO.	DESCRIPTION	QUANTITY	UNIT	UNIT PRICE	TOTAL AMOUNT	UNIT PRICE	TOTAL AMOUNT	UNIT PRICE	TOTAL AMOUNT
BASE BID									
P.1	Mobilization & Demobilization	1	LS	\$42,000.00	\$42,000.00	\$60,000.00	\$60,000.00		
P.2	Abandon Existing Manhole	9	EA	\$1,500.00	\$13,500.00	\$700.00	\$6,300.00		
P.3	Sanitary Sewer Aerial Crossing abandonment & removal	1	EA	\$35,000.00	\$35,000.00	\$7,500.00	\$7,500.00		
P.4	10" SDR-35 PVC Sanitary Sewer Pipe by Open Cut (0'-13' depth)	409	LF	\$125.00	\$51,125.00	\$600.00	\$245,400.00		
P.5	10" SDR-35 PVC Sanitary Sewer Pipe by Open Cut (14'-20' depth)	125	LF	\$145.00	\$18,125.00	\$650.00	\$81,250.00		
P.6	10" SDR-26 PVC Sanitary Sewer Pipe by Open Cut (0'-13' depth)	184	LF	\$135.00	\$24,840.00	\$600.00	\$110,400.00		
P.7	8" SDR-35 PVC Sanitary Sewer Pipe by Open Cut (0'-13' Depth)	667	LF	\$120.00	\$80,040.00	\$475.00	\$316,825.00		
P.8	6" SDR-35 PVC Sanitary Sewer Pipe by Open Cut (0'-13' Depth)	6	LF	\$115.00	\$690.00	\$800.00	\$4,800.00		
P.9	5' Diameter Fiberglass Sanitary Sewer Drop Manhole (0'-10' Depth)	2	EA	\$30,000.00	\$60,000.00	\$20,000.00	\$40,000.00		
P.10	5' Diameter Fiberglass Sanitary Sewer Drop Type 'S' Manhole (0'-10' Depth)	1	EA	\$35,000.00	\$35,000.00	\$20,000.00	\$20,000.00		
P.11	5' Diameter Fiberglass Sanitary Sewer Type 'S' Manhole, (0'-10' Depth)	1	EA	\$32,000.00	\$32,000.00	\$20,000.00	\$20,000.00		
P.12	Extra Depth on 5' Diameter Fiberglass Sanitary Sewer Manhole	10	VF	\$950.00	\$9,500.00	\$2,000.00	\$20,000.00		
P.13	4' Diameter Fiberglass Sanitary Sewer Manhole (0'-10' Depth)	5	EA	\$26,000.00	\$130,000.00	\$19,000.00	\$95,000.00		
P.14	4' Diameter Fiberglass Sanitary Sewer Type 'S' Manhole (0'-10' Depth)	1	EA	\$28,000.00	\$28,000.00	\$19,000.00	\$19,000.00		
P.15	Manhole Vacuum Test	10	EA	\$400.00	\$4,000.00	\$400.00	\$4,000.00		
P.16	Connect Ex Sanitary Sewer to Proposed Manhole	5	EA	\$2,000.00	\$10,000.00	\$4,500.00	\$22,500.00		
P.17	Locating and Exposing Sanitary Sewer Services before Construction for FLs	18	EA	\$850.00	\$15,300.00	\$900.00	\$16,200.00		
P.18	Reconnect Existing Sanitary Sewer Services up to 10' Long	18	EA	\$3,200.00	\$57,600.00	\$4,500.00	\$81,000.00		
P.19	Flowable Fill on Proposed Main	20	LF	\$50.00	\$1,000.00	\$150.00	\$3,000.00		
P.20	Remove and Replace Concrete Curb Pavement	9	LF	\$185.00	\$1,665.00	\$100.00	\$900.00		
P.21	Remove and Replace Concrete Flumes	17	SY	\$300.00	\$5,100.00	\$175.00	\$2,975.00		
P.22	Remove and Replace Asphalt Pavement	948	SY	\$260.00	\$246,480.00	\$60.00	\$56,880.00		
P.23	Remove and Replace Concrete Driveways	76	SY	\$260.00	\$19,760.00	\$180.00	\$13,680.00		
P.24	Seed and Reestablish Grass	50	LF	\$40.00	\$2,000.00	\$20.00	\$1,000.00		
P.25	Grass Sod	183	SY	\$20.00	\$3,660.00	\$14.00	\$2,562.00		
P.26	Trench Safety	1,391	LF	\$4.00	\$5,564.00	\$7.00	\$9,737.00		
P.27	Post Construction CCTV	1,391	LF	\$4.00	\$5,564.00	\$3.00	\$4,173.00		
P.28	General Permit TXR1500000 & SWP3	1	LS	\$6,500.00	\$6,500.00	\$2,000.00	\$2,000.00		
P.29	Erosion Control	1	LS	\$8,500.00	\$8,500.00	\$3,500.00	\$3,500.00		
P.30	Traffic Control	1	LS	\$12,000.00	\$12,000.00	\$15,000.00	\$15,000.00		
P.31	Construction Contingency	1	LS	\$80,000.00	\$80,000.00	\$80,000.00	\$80,000.00		
TOTAL AMOUNT OF BASE BID (P.1 - P.31*)						\$1,044,513.00	\$1,365,582.00		
AP.1	5' Diameter Concrete Sanitary Sewer Drop Manhole (0'-10' Depth)	2	EA	\$19,000.00	\$38,000.00	\$15,000.00	\$30,000.00		
AP.2	5' Diameter Concrete Drop Type 'S' Sanitary Sewer Manhole (0'-10' Depth)	1	EA	\$22,000.00	\$22,000.00	\$15,000.00	\$15,000.00		
AP.3	5' Diameter Concrete Type 'S' Sanitary Sewer Manhole (0'-10' Depth)	1	EA	\$21,000.00	\$21,000.00	\$15,000.00	\$15,000.00		
AP.4	Extra depth 5' diameter Concrete Manhole	10.0	VF	\$450.00	\$4,500.00	\$1,500.00	\$15,000.00		
AP.5	4' Diameter Concrete Sanitary Sewer Manhole (0'-10' Depth)	5.0	EA	\$16,000.00	\$80,000.00	\$12,000.00	\$60,000.00		
AP.6	4' Diameter Concrete Type 'S' Sanitary Sewer Manhole (0'-10' Depth)	1.0	EA	\$17,000.00	\$17,000.00	\$12,000.00	\$12,000.00		
TOTAL AMOUNT OF ADDITIVE ALTERNATE ITEMS (AP.1 - AP.6)						\$182,500.00	\$147,000.00		
TOTAL AMOUNT ALTERNATE BID (Bid Items P.1-P.8; AP.1-AP.6; P.15-P.31*)						\$932,513.00	\$1,298,582.00		

* P.31 included for total as intended, not P.30 as shown on Proposal

ADJOURN