

CRACK 'N CAB



Gem & Mineral Society of Syracuse, PO Box 2801, Syracuse, NY
web: <https://www.syracusegemsociety.com> Volume 53 Issue 8, Aug. 2023
209 Oswego St (Ponderosa Plaza), Unit 15, Liverpool, NY

Gemworld 2023 Rocks New York!



Judy's Gemworld Journal: Photo Review – Pages 7- 20
“My First Show Exhibit” – Amanda Lytle – Page 20 -21



And Now!

**Our Annual Club
Picnic August 6th**

Details & Instructions – Page 2

Upcoming Summer/Fall Shows – Pages 4, 5

President's Message

John Sweeney



Special thanks to **Cheryl Brown** and **Dick Lyons** who spearheaded the effort this year. Where do I start? Should it be with the planning that's been going on all year, the cool table favors worked on by a **multitude of wire weavers** or the **last minute layout** of the over 100,000 sq feet of the Expo Center that I

walked in on with **Kip Perkins**, **Charlie Brown**, **Cheryl Brown** and **Dick Lyons** laying out and taping the corners of every booth? Two days before the show even started, there was a lot of walking going on there. Perhaps I should start with the **group of club members** who cheerfully met me **at the storage unit Friday morning** when I thought they were all - according to the sign-up sheet - setting up tables at the fairground. My sore knee thanks you! Or maybe I should start with **the sea of red shirts** all over the EXPO Center every minute of the show. Wherever I start my comments are the same - excellent work and good job. **I thank you and the club thanks you for your efforts. The club booth** was a constant hub of activity as was **the kid's area** and every time I looked there was **a group of club members at each**. Thank you. **Security** turnout was awesome and everyone adapted really well to the new layout. Again, thank you. While talking about security, a special thanks to **Matt Klinger** who, seeing that yours truly was out of commission, jumped in without a word and kept things organized. **Keith Gilmer** and **anyone setting up cases**, thank you, and please know that we received many positive comments on the cases and their content. We might have to up the ante next year and start judging these cases again for prizes and bragging rights. **Ticket takers** and **money handlers** and our **indoor greeters**, thank you. This includes **the check in** and **lanyard folks** as well as **the group at wholesale**. There was a lot of counting, change making and wrist band putting on going on there as well as chasing down dealers to get them their credentials, and helpers their wristbands. **I think we did well and apparently so did the dealers and delegates I talked to.** So much so that all the dealers I talked to said they'd like to be back next year and the EFMLS delegation was wondering: if everything else fell through, would we be willing to host again next year? *I'm not so sure how to answer that one.*

What was the best part of the show for me? The smiles on the kids and adults. What was the worst part? I didn't have time to go play in the sluice and carve soapstone. I

met a lot of new people, saw many old friends and students and learned new things.

Once again, your club thanks you for your efforts and support.

I told you you'd have fun.

John Sweeney

Summer Rockhound Picnic! Sunday August 6, 2023 11:00 AM- 4:00 PM

Join your rockhound friends at **Erie Canal Park, 5750 Devoe Rd., Camillus** at the pavilion reserved just for us. If you arrive early there will be parking right next to the picnic building behind Sim's Store, a replica gift store from the Erie Canal days. If arriving later you may have to park across the street, just a short walk to our spot.

FUN!

- **Dave "Rock Doc" Millis** will begin teaching **copper wire ring making** to the first 6 people to show up.
- He'll have his **diamond saw** set up by 10 AM for rock cutting. Kids can cut rocks!
- There may be **NY slate etching**, new to us this year!
- Ronna Schindler will have a wire-wrapped tumbled stones class. You can go home with a special pendant YOU MADE!
- We'll have hard **soapstone sanding/polishing** too, thanks to Dave Millis.
- Dave will also bring his **GeoClue game** to test our knowledge of minerals.
- If someone contacts me agreeing to bring a corn hole game, we'll call it "**Vug Hole**" toss for the kids with rocky prizes.
- Any and all are encouraged to do some **rockhound tailgate selling** so bring cash and some of your good stuff to sell - beads, jewelry, cabs, fossils, mineral specimens, etc. We'll set up spots on tables to sell your stuff before the food is ready to eat.
- **Canal Boat Rides** are available for a fee.

FOOD!

We'll start eating about Noon if possible. ***If your last name begins with the letters A-N bring a savory dish. If your last name begins with the letters O-Z you bring desserts.*** The Club will provide burgers, hotdogs, coneys, sausages, condiments, water, cups, plates, etc. The club will provide lemonade, iced tea, and some water. If you prefer to bring your own that's fine. If you have dietary restrictions, please plan to bring what you need.

Grill guys and gals We need help grilling. There will be sausages, hotdogs, and burgers. Vegans bring what you wish! **Contact Cathy Patterson 315-480-8907 if you can help or if you have questions.**

This will be a fun day to eat with rockhound friends in a nice outdoor setting.

Let Me Introduce Myself...Again!

Cathy Patterson

We expect to see many new members, who, at the July show, expressed interest in joining "our rockhound family." Please make them feel comfortable when they attend our meetings and functions. It can be difficult to join a hobby group where it seems everyone knows everyone. We're all in this together!

I have been a continuous member of the Gem and Mineral Society of Syracuse since the late 1980's! Yikes! I have been newsletter editor, shortly after joining the club, and held the office of Secretary, Show Chairman, and President. I have also held the office of Secretary for our parent organization the Eastern Federation of Mineralogical and Lapidary Societies (EFMLS). I was an elementary teacher for over 30 years and all that time I collected minerals and shared them with my students.

Fast forward, I am in my second year serving as Vice President. My duties include being monthly meeting program director and field trip coordinator. Because my husband is now disabled, I can no longer go on field trips, but I sure can get them started! We've had a winter fossil collecting trip in Rochester, a day trip to Colgate University Geology Department, and a blue calcite collecting trip to Pitcairn, NY.

Another trip to collect Herkimer diamonds is planned in October to Diamond Mountain. Other trips are coming up in St. Lawrence County the end of August led by the St. Lawrence Club in Canton, NY. Want more? Please contact me with the location and contact information. I will need a trip leader to lead our group. We have several seasoned collectors of fossils and minerals in the club who are well qualified to lead us to great finds.

Programs

As for programs PLEASE get in touch with me if you have suggestions for speakers and topics. My goal for this year is to have a **Mineral of the Month** mini talk. When we all leave the meeting, we should be familiar with the mineral, why it's important, what it's used for, how to find it, and how to correctly display it for others to enjoy. As smart hobbyists we should be able to recognize the monthly mineral in a box of similar minerals. Whenever possible everyone will go home with a sample. **The September mineral will be Fluorite.** Dave Millis has agreed to give a short talk about this, most lovely, mineral. **IF YOU HAVE A LONG WAVE UV LIGHT, PLEASE BRING IT.** Fluorite is fluorescent! Fluorescent mineral enthusiasts (we have several!) may have these special lights.

September 18 Meeting

We'll have a short business meeting, a brief recap of the July show we were working on for many months, meet and greet new members, and a **talk about the mineral of the month - Fluorite.** Updates on upcoming field trips may also be discussed.

October 16 Meeting

Our guest speaker, **Dino Zack, a geologist from Buffalo,** will be coming to speak about fluorescent and luminescent minerals.

November 20 Meeting

We'll have **our ever-popular club auction** of fossils, minerals, jewelry, tools, and rocky related items. This is an excellent opportunity to buy interesting hobby items at great prices! Do NOT miss this!

December Holiday Party

No regular meeting in December. We'll **dine at a restaurant,** share gifts, and end the year in good spirits! More information will be coming.

Welcome New Members

Dan & Anne Andrianos

Vince Albicelli

Pam Pollister

Jamie & Scott Cary

Ryan Case

DeAnn Cummings

Sam Fiore

Janice Gerenga

Sandra Gowing

Sheila Himmelman

Bill Holbert

Sharon Holbert

Michael Yandle

Rebecca Jones

Ken Otter

Frank Soranno

Dot Spraker

Gregory Rinaldi

Melissa Turner

Kathy Warren

Diane Yaciuk

Victoria Storm Yaciuk

Geo Lexis (Puzzle) By Anne Fitzgerald

"Defining Success"

When I was a kid, success was simple. If I had fun, the day was a success. As I got older, I added "learning something" to the list. Now I define success as having fun, learning something, and getting something done.

Event success is another matter. Numbers need to be crunched, people need to be counted, reviews need to be reviewed, and various assessments need to be made. Since I never have been good with numbers anyway (what exactly are we crunching?) I'll keep to my simple definitions of success, and I'll let the gem counters do the rest.

Kristen Cooper, a Brand Strategy Consultant, says one way to measure event success is by tracking "Happy Event Attendees." I like that measure, and by using that measure, and my own, in my opinion, our show this year was a watershed success.

Despite various water leaks (luckily none from the ceiling,) the kids' area was a constant flow of happy children (and parents) on Sunday. I worked in the soapstone area, and many of the kids proudly showed me their sluice treasures, bracelets, and slate designs. One family came to our show all the way from Toronto. After they got done showing me their sluice surprises, and then carving, the kids returned later that day excited to show me the prizes they received for solving the treasure hunt.

Not only did we have happy event attendees, the kids met my grownup definition of success by having fun, learning something, and getting something done.

Have some success and show off your skills by solving some word puzzles today. The answers are on Page 5 of this newsletter.

SHOW

eventmalegalleon

single-male-extravaganza

single-↑malegalleon

Upcoming Events

AUG. 1 – GMSS Board meeting - 7 pm, if necessary.

AUG. 6 (Sun.) – GMSS Club Picnic – Erie Canal Park, 5750 Devoe Rd., Camillus; 11 am – 4 pm. **See information on Page 3.**

AUG. 21 – No General Meeting planned

SEPT. 5 – GMSS Board meeting – 7 pm at the Clubhouse. All are invited.

SEPT. 18 – GMSS meeting – 7:30 pm
Business meeting first, introductions of Board members, welcome new members. BRIEF SUMMARY of how the SHOW WENT, thanks to many volunteers. Dave Millis talks on Mineral of the Month: Fluorites.

Coming Summer/Fall Shows:

July 29-30—MATTITUCK, NY: Annual show; Long Island Mineral & Geology Society; Mattituck - Cutchogue Sr/Jr High School, 15125 Main Rd; Sat. 10-5, Sun. 10-5; \$6 children under 12 free/ \$8 for a two-day pass; Over 30 dealers of fine gemstones, jewelry, fossils, minerals, meteorites & related items are displayed. The last entry is at 4:30. With a flyer, postcard or digital entry, entrance is \$5 per person; contact Gene Genova, (631) 848-4985; Email: limagsadvertising@gmail.com; Website: limineralandgeology.com/LiMags/Annual_Gem_Show.html

Aug. 11-13—W. SPRINGFIELD, MA: Wholesale & retail show; East Coast Gem, Mineral & Fossil Show; Eastern States Expositions, 1305 Memorial Avenue; Fri. 10-6, Sat. 10-6, Sun. 10-5; \$10; Resale credentials REQUIRED to enter Wholesale; Wholesale CLOSES at 4 p.m. on Sunday; Hourly door prize giveaways; Free specimen to children under 12; Special Mineral Exhibit by Laura L. Delano; contact Laura L. Delano, President; Email: MineralShowsLLD@gmail.com; Website: www.mineralshowslld.com

Aug. 18-20—LEBANON, PA: Wholesale & retail show; Mid-Atlantic Gem & Mineral Association, LLC (MAGMA); Lebanon Valley Expo, 80 Rocherty Rd; Fri. 10-6, Sat. 10-6, Sun. 10-4; \$6, Children under 12 & Veterans Free; Gem Miner's Jubilee Show with Gems, Beads, Jewelry, Minerals & Fossils. Outdoor Tailgate area, Wholesale Trade Room, Educational Demonstrations; contact Teresa Soltis Schwab, (301) 807-9745; Email: beadware@rcn.com; Website: www.gem-show.com

Aug. 26-27—CANTON, NY: Annual show; St. Lawrence County Rock & Mineral Club; The Canton, NY Pavilion, 90 Lincoln St; Sat. 9-4:30, Sun. 9-3; Adults \$4, Children 12 & under free; contact William de Lorraine, (315) 287-2560; Email: wdellie@gmail.com; Website: www.stlawrencecountymineralclub.org

Sept. 9—MONT CLARE, PA: Annual show; Philadelphia Mineralogical Society; St Michael's Picnic Grounds, 400 Jacobs St; Sat. 10-5; \$5 per adult, under 13 free, Scouts in Uniform free; Outdoor Show - Minerals, Fossils, Gems, kids' activities free specimens; Snack Bar & Picnic Grounds; contact Donald McAlarnen, (610) 247-5097; Email: donmcalarnen@outlook.com

Sept. 9-10—PINE ISLAND, NY: Annual show; Earth Bling Mineral & Music Festival; Blue Arrow Farm, 86 Glenwood Rd; Sat. 9-6, Sun. 10-4; Adults \$8, kids under 10 free; contact Sherry Moore, (973) 865-2793; Website: www.earthblingfestival.com

Sept. 9-10—NEW MILFORD, CT: Annual show; Danbury Mineralogical Society, Inc; Sarah Noble Intermediate School, 25 Sunny Valley Rd; Sat. 10-5, Sun. 10-4; \$5 adults \$4 seniors & full-time students with ID Free admission for kids 11 & under & Scouts in uniform; 16 (or more) professional dealers with minerals, fossils, gems, jewelry, related crafts & much more! Uphill behind the McDonald's on Rt 7 (*AKA the former high school.) Plenty of free parking. Handicapped accessible HOURLY DOOR PRIZES * GRAND PRIZE * FUN GRAB BAGS; contact Elizabeth A Triano; Email: lizziewriter@comcast.net; Website: www.facebook.com/profile.php?id=100064428019876

Sept. 16-17—POUGHKEEPSIE, NY: Show & sale; Mid-Hudson Valley Gem & Mineral Society, Inc; Gold's Gym & Family Sport Center, 258 Titusville Rd; Sat. 10-5, Sun. 10-4; Adults \$6, Seniors / Students \$4, Children Under 12 FREE With Adult; 30 Dealers: Minerals, Fossils, Jewelry, Beads & Gems. Sluice for minerals at "Garnet Gulch". Six free rocks for kids at "Glitter Mountain". Lapidary demonstrations. Earth Science "scavenger hunt" for area HS students. Displays of USA Rocks & Minerals by Vassar Geology Museum & MHVG&MS members; contact Linda Wuest; Email: garnet327@hvc.rr.com; Website: www.mhvqms.org

Sept. 23-24—BENNINGTON, VT: Annual show; Southwestern Vermont Mineral & Gem Club, Inc; Grace Christian School, 104 Kocher Dr.; Sat. 10-4, Sun. 10-3; Adults \$5. Kids free; contact Bill Cotrofeld, (802) 375-6782; Email: cotrofeldauto@comcast.net

Sept. 23-24—WEST FRIENDSHIP, MD: Annual show; Gem Cutters Guild of Baltimore; Howard County Fairgrounds, 2210 Fairgrounds Rd; Sat. 10-6, Sun. 10-5; Adults \$6, Children under 12 free; Award-winning displays of jewelry, gems, minerals, fossils, & lapidary art. Choice rough, slabs, tools, finished gems, minerals, fossils, beads, & jewelry for sale. Interactive Gem mine for the kids & door prizes every hour! Food available on premises; contact David Mitchell; Email: myokenite@gmail.com; Website: www.gemcuttersguild.com

EAST COAST



Aquamarine Shengus Valley Pakistan

Watercolor by Frederick C. Wilda

GEM, MINERAL AND FOSSIL SHOW

August 11, 12, 13, 2023

Better Living Center · Eastern States Exposition

1305 Memorial Ave., West Springfield, MA 01089

Show Hours: Fri. & Sat. 10AM to 6PM · Sun. 10AM to 5PM

Admission: \$10.00 · Children 12 and under free with adult · Parking \$

Special Exhibit : THE COLLECTION of LAURA L. DELANO

Air-Conditioned Hall · 200 Dealers

NEWLY EXPANDED WHOLESALE SECTION

LLD PRODUCTIONS, INC., 995 Bass Court, Venice, FL 34293 · MineralShowsLLD@gmail.com · www.MineralShowsLLD.com

This year, we're preparing for the 2023 East Coast Gem,

Mineral, & Fossil Show. More details on social media.

Please visit & join our social media pages for up-to-date

details!

Facebook: <https://www.facebook.com/groups/eastcoastgemshow>

Instagram: <https://www.instagram.com/eastcoastmineralshows/>

Twitter: <https://twitter.com/EastLld>

Answers to Geo Lexis

SHOW A really big show

eventmalegalleon showmanship

single-male-extravaganza one-man-show

single-↑malegalleon one-upmanship

Sources and further reading:

<https://helloendless.com/how-to-measure-event-marketing-success/June 2018 Kristen Cooper>

<https://everydaypower.com/benjamin-franklin-quotes/>

Relevant quotes:

"A small leak will sink a great ship." – Benjamin Franklin

"Tell me and I forget, teach me and I may remember, involve me and I learn." — Benjamin Franklin

A HUGE thank you to all! You made our show a success! We couldn't have done it without you! We had over 68 club members who gave of their time on Friday, Saturday and Sunday. It was a team effort. There were many comments about how great it was to see all the red shirts and how impressive our club was.

We had 2,554 adults and 354 children come to the show. The club booth straw draw and youth area were buzzing with activity during the entire show.

On July 25th we had the wrap-up meeting. It was well attended and there were a lot of great thoughts on how we can improve our show for next year. **If you weren't able to come to the meeting and have some thoughts, please email them to Cheryl at show@syracusegemsociety.com.**
- Cheryl Brown, Show Chairperson

Judy Cook - A Thank You

It takes a village to run our show, I just oversee the Metaphysical and Learning Center areas. I would like to thank Steve Shorey, Bill Verge, Mark Grasmeyer and Amanda Lytle for helping to hang the Metaphysical sign and lights from the top of the curtain rods, It was challenging.

Thanks to Amanda for the times she had the chance she would help welcome people into the Metaphysical Area at the show. People are curious, but sometimes they hesitate to enter. Amanda encouraged them in.

The practitioners were happy with the show as it was much more visible and accessible, and they got business. Thanks to Richard Meier for bringing over the clubs 55" TV. I am also thankful for the excellent show video ad he (and his wife) created that I posted and boosted on Facebook. It had reached over 4,400 people! It also inspired me to create reels from my posts on Facebook promoting our show. Also, thanks to Amanda for creating those neat graphics that I used to make the signage for the Learning Center.

Thank you to Keith Gilmer for being my tech guy. Keith was instrumental in getting the speakers PowerPoints viewable on the TV. Also, thanks Keith for making the new Metaphysical banner, it looked awesome.

Thanks to Steve Shorey for helping pack that 55" TV and taking that plus the other video equipment back to the clubhouse.

And thanks to Joe Domanski that after helping with the kids' area, helped me take down signage and lights, fold chairs and straighten up the rooms. Kudos to the speakers in the Learning Center for giving well thought out and captivating presentations!! It was a Wonderful show - thanks Cheryl and Dick and all the volunteers for making it happen!!

Cathy Patterson

Kudos, laurels, accolades for a well-managed show!

Dave Millis

Being separated from the club booth reduced my work and gave me extra time to visit with people I had not seen in years. I wire wrapped only 15 necklaces, usually it's 20. I gave away two rocks to kids between 3 and 17, including labels and a paper bag. I brought 200 bags and ran out. Don't know if they all got used or if some disappeared. But over 200 is the most ever. Lots of kids!!!

I made a step by step set of cabochons from a chunk of rock to a wire wrapped cabochon in sterling silver. And displayed it on John Sweeney's cabbing tables. When Linda returned it, she said it was well used.

The girls, Tonia and Katie, displayed cases. Tonia was the rainbow of mineral colors. Katie displayed New York rocks. They came to my house and went through some of my collection, got what they needed, and I gave them to them. The plan is to use them again next year but improve the layout.

Lunch both days was fries, overpriced but tasty.

All but one of the Roc Doc rocks was won at the Straw Draw. Usually there are half a dozen left over. They must have sold a lot of straws. Yay! I made some ZQX trees in my spare time. One of them also got used as a Straw Draw prize.

ZQX tree is a bead tree made with the letters left over that don't spell anything. In this case, I used them first, so the remaining letters are useful.

My presentation was lightly attended by 8-10 people, and I learned two facts from the audience. So, it was the right audience. Talking is always a two-way exchange!

Bob Livingston

With family needs I was only at the show a couple of short times. I did tear down 6 cases on Sunday night and was dismayed that none were bolted together. Three show comments: a fellow I know from another Upstate club was very impressed with all the Red Shirts he saw all over the show. He said they need to improve member support like SYR for his local club. Two out-of-state dealers said while the attendance on Sat was good, people were not taking out their wallet and spending.

They will reconsider whether they will come back next year? Another small one had their best show ever of 5 times with us. I thought we had some great cases. But Joe K's cases of spectacular Herkimers were missed.
Bob

Judy's Gemworld Journal

Photos by Judy Cook (except where indicated)


Pre-Convention Work

Wire-wrapped tree table favors for the EFMLS Convention took patience and focus



Friday Set-up

3 Photos by Jeremy Wrolstad



The beautifully finished product!



Here's the crew...



...and here's the Expo Center!




Getting ready for the show.




Show beads & statues





Minerals, towers, etc. at the show



Some overview pictures of the Show floor



Linda Adams and Joey at the GMSS Club Booth.
(photo from Linda Adams)

The Kids' area

The Treasure Hunt Box!





A few more of the kids' area



Display cases



Oliver's wonderful display of Adirondack rocks. (photo by Linda Adams)



Major fossil plant groups with tree trunks in the Pennsylvanian coal fields of the eastern United States

Collected 2007 by Austin Baker, Carbonate, PA



More display cases



Mineral displays





Fossils and minerals





Carvings



Vendor table offerings





2023 GemWorld Grand Prize Winners
Congratulations to All!
 Photos by Cheryl Brown



Meredith N. from Camillus, NY won the blue calcite.

Metaphysical Practitioners

Sarina, Psychic Medium

Morgan's Mystic Impressions

Bella Renata, psychic medium

Thayer's Reiki & Zen Center

Angela Richardson, psychic medium



Barb R. from Baldwinsville won the amethyst.

Abigail R. from Johnson City, NY (no picture) won the labradorite.



Kris B. getting framed at the Show.

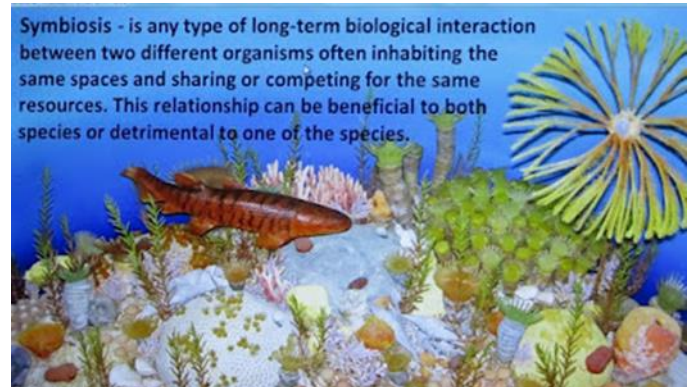

Question: Which one is the prize?





Learning Center Speakers

Stephen Mayer, a collections assistant at PRI, gave excellent presentations both days of the show in our Learning Center. Saturday, he spoke on echinoderms and Sunday he discussed species diversity and symbiosis in living and extinct marine organisms with many excellent examples.



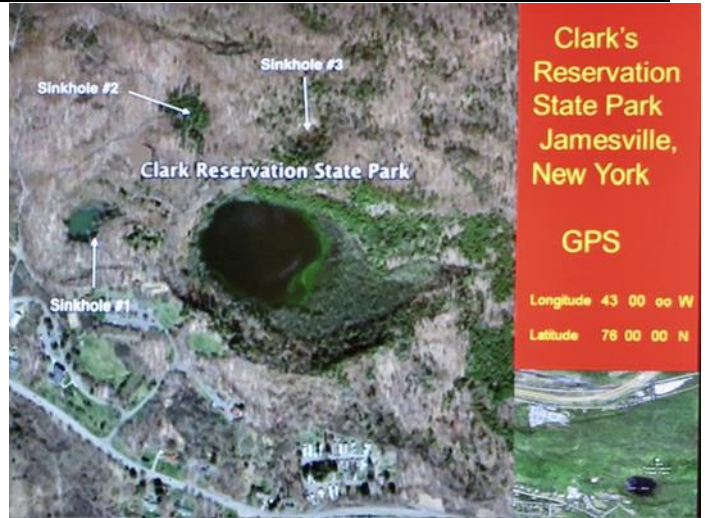
Dave Millis, our Rock Doc, covered a lot of ground in discussing astronomy and life on earth. His talk included discussion of the earth's rotation, changes in orbit, the magnetic dipole and evolution.



Morgan of Morgan's Mystic Impressions held everyone's attention as she demonstrated scrying, the use of a speculum. She uses beads and crystals in her practice and had each volunteer from the audience give it a try as she discussed what was revealed.



Acclaimed science teacher **Len Sharp** discussed the natural history of Clark's Reservation in Jamesville, N.Y. in the Learning Center room at the show. The lake formed as a glacier plunge basin, the surface waters and the bottom waters do not mix which is a rarity.



I Finally Did My First Show Exhibit. This Is How It Went Down:

By Amanda Lytle

I'm not going to lie, my entire first experience with a display case exhibit at GemWorld this year turned into a bit of a rite of passage. I was terrified of what I was getting myself into. Not to mention that this feels like a confession, because each year I'll help out at the storage shed inspecting display cases the club needs for the show, and I even made a webpage to help members with setting up exhibits. Now it's my turn.

When I looked over at my sedimentary & post-glacial 'trash' I've been happily collecting during my hikes, I thought, what happens when this won't make sense to anybody but me? I'll be among a sea of people with incredible field experiences, collections and knowledge, and there's me who gets excited over a stone on the sidewalk.



I promised myself I'd try this at least one time. I promised Keith I'd be a part of it this year to help out. So, I signed up to do an exhibit at the Show. Then I tried backing out of it. Then guilt-tripped back into it.

Well, if I can pull something together that my generic rock collection can fill as a supporting role and make it make sense, then it's mission accomplished. Bonus points if I can walk away at the end of the day, with an experience I

can use to help others navigate their first exhibits at a show. These opportunities each member has to create their own exhibits, I feel is something special. It really does give each person a chance to show off and share who you are, which is exciting and beautiful in itself.

On the eleventh hour, 59 minutes, and three mini meltdowns later, I finally figured out how I was going to do my layout with limited space & money to get creative. Finally, I made sense with my precious pile of granitic glacial leftovers, suspiciously human-made looking holed stones, a few shell fossils, two probably 'not fossils,' and whatever else I pulled out of the woods, while hoping I didn't pull out that one stone structurally holding up the hillside. I did a mock-up on a tabletop that was closest to the size of the display and took pictures to remember how I did it. I laid out craft fiber fill as a fluffy glacier for my granites (don't ask), some blue material I had for the base, maybe it'll look like water, and cardboard boxes underneath to raise up some areas. The last-minute ID'ing and labeling really scared me, because how do I know what I have exactly? I see rock, rock pretty, I take rock. I could look up 25 matches and none could be right. Meanwhile, I discovered a few terms that helped fill in the gaps: Geofacts = stones shaped by natural erosion mimicking human artifacts; and Pseudo-fossils = rocks with markings that mimic a fossil. DONE.



Now I haul it to the show, totally unprepared. The only carry bin I had was an old flimsy plastic drawer thing I shoved everything in, carried it in by hand, and I just barely made it to the exhibit area intact. At the exhibit area, I found my name on one of the display cases - yes!

I have arrived. Oh no, how do I get my stuff inside it? Panic. Next to me, a club member was setting up his beautiful tumble hobby exhibit. He showed me: 1. Remove the top with the lights and carefully lay it on the other case next to mine, 2. Lift up the front glass pane and place that aside, 3. Now I have access to put my items in and set up. Then he helped me slide the glass pane back in, then the top back on. So that's how it goes. DONE.

At the show's end on Sunday, I had to join a work party at another exhibit in the fairgrounds between shifts, then walk back to the expo center and tear down the event. My body was hurting, but I was able to help a couple people get their displays open and exhibits packed up. I quickly ran to mine, pulled all my stuff out and shoved it in my flimsy drawer thing. That way, it's all ready for when I can get my car into the building and avoid an embarrassing situation while trying to carry it out. After helping with the club booth and hauling event items outside, I walked around the building to my car so I could drive it in to get my stuff, but apparently everybody and their brother had a line of cars going into the building too. My heart sank. I walked in, walked across the football field's length floor to my packed items, picked it up, and began the trek. It was only 25-30 pounds, but I was praying this thing held together in my arms, while I hobbled past the line of cars with people shouting out their window, "That looks heavy!"

I finally made it outside, and after someone shouted, "that looks heavy!" out their car window to me, the drawer thing started to fall apart. This is it, it's over for me. Suddenly I hear my name being called, and a club member materialized with a cart, grabbed it in time and hauled it to my car for me. The amount of help I've had from members at the show was tremendous, and I couldn't be more grateful. Now I know, I need to bring a cart next time, it doesn't matter if I can theoretically carry it or not.

Throughout the show, every exhibit was incredibly beautiful and interesting. New York native specimens that would bring justice to anyone stereotyping our state as nothing but shale and limestone. Sparkling handcrafted gemstone jewelry and lapidary pieces, collections of beloved minerals and fossils of all themes, all crafty and creative. Then there was mine, wondering if my stuff even fit in with the show. I'm honestly proud of my efforts to make what I had work so I can be a part of it, and members around me gave me moral support. The best part was seeing how we were there for one another to help navigate each other's situation, I learned a lot of the processes to it that I wouldn't have known otherwise, and in turn it's going to help me improve my ability to help others just starting out with an interest in creating their own exhibits.

Yes, yes, I'm definitely looking forward to doing this again. Didn't some wise old man once say, "Strike me down, and I will become stronger than you will ever imagine..." Well, at least I'll be prepared next time!

Meanwhile, Back at The State Fair...



Ever Wish You were Alive when Dinosaurs Roamed the Earth? The State Fair Offers Opportunity to Explore Pre- Historic Times



When The Great New York State Fair opens to the public in 37 days, it will offer an opportunity for you and your family to go back in time, all the way to the Mesozoic Era when dinosaurs roamed the earth! **Immersive Productions** is bringing its widely popular **DINOSAUR EXPEDITION** – an interactive, educational experience – to The Fair for all 13 days. Best of all, **access will be included in the price of Fair admission!**

DINOSAUR EXPEDITION at The Great New York State Fair – featuring more than 60 true-to-life-size, prehistoric, life-like dinosaurs – will roar into the Exposition Center starting August 23, Opening Day of The Fair. The must-see exhibit features dinosaurs that range in size from babies measuring three-feet or “fun-sized” tall to full-grown massive creatures that stand as tall as 35 feet and span as long as 80 feet. Visitors will be able to walk through the indoor experience at their own pace, taking in the wonders of dinosaurs, including the Tyrannosaurus Rex, Velociraptor, Brachiosaurus, and Stegosaurus.

“With moving heads, necks, tails and wings, mouths that open and close, blinking eyes and sounds that mimic breathing movements, these creations have such stunning, advanced animatronic features that visitors will feel like they are really walking among the dinosaurs,” **said Sean Hennessey, Interim Fair Director.** “We are thrilled to be able to partner with Immersive Productions to enhance The Fair’s family-friendly options by hosting this stunning exhibit, which

is sure to be a place where many memories are made this summer.”

While the exhibit has been to cities including Chicago, Dallas, and Las Vegas, this is the first time that Immersive Productions has brought the dinosaurs to a state fair. Typically, in other cities where it visits, attendees pay a minimum of \$25 per person to experience the **DINOSAUR EXPEDITION**.

“It was important for our team at The Fair and the Department of Agriculture and Markets to be able to bring this show at no extra cost to fairgoers so they can enjoy the exhibit with their admission,” said Hennessey. “The Fair is a best in show of all that New York State has to offer and that includes affordable, family-friendly entertainment offerings.”

“We were really excited to be able to introduce fairgoers in New York State to our prehistoric friends, who are the largest dinosaurs touring the country right now,” **said Matt Flynn, CEO of Immersive Productions.** “Whether they want to pretend they’re living among the dinosaurs, immersing themselves in a Dinosaur Dance Party to increase the number of engagements they have on social media, or bringing their children to one of our Story Time sessions, we are confident visitors of all ages will find something here that they like, and we bet they’ll find reasons to come back again too!”

Flynn and the Immersive Productions team likes to introduce the dinosaurs to the communities they visit in other ways too, such as through planning visits to iconic landmarks, as well as schools and hospitals to connect with children who might not be able to make it out to wherever the exhibit is being held. If you know of a Syracuse area community-minded organization who would be interested in hosting a “visiting” dinosaur (costumed individual) Immersive Productions encourages you to reach out to info@ImmersiveProductions.com.

Educational components of the exhibit include:

Story Time: Every hour on the hour, **DINOSAUR EXPEDITIONS** will host Story Time, a 10-minute session where a dinosaur – chaperoned by a member of the “Crewasaurus” human team – will read a dinosaur-themed book to children out loud. Each Story Time session is first-come, first-served and open to 30 participants at a time.

Fossil Dig and Skeletons: Participants of all ages will also be able to learn through a hands-on “Fossil Dig” experience. Plus, there are two large Dinosaur skeleton structures to admire.

There are also **interactive features** to look forward to, including **Photo Ops and Selfie Spots**. Several displays – including an opportunity to climb into a dinosaur egg, and a dinosaur's mouth – serve as prime selfie destinations, satisfying fairgoers who have a social media flair. Visitors of all ages will also be encouraged to interact and dance along to an animatronic **Dinosaur Band** and show off their skills in daily **Dinosaur Dance Parties**, held every other hour.

The DINOSAUR EXPEDITION exhibit **opens every day during The Fair at 10:00 a.m. and closes at 10:00 p.m.** when the Exposition Center (and all buildings) close. Each Thursday during The Fair – August 24 and August 31 – the exhibit will host a designated **Sensory Friendly hour** from 10:00 a.m. to 11:00 a.m., turning off bright lights and bringing down the sounds for guests who prefer little to no stimulation.

Access to the exciting Dinosaur Exhibit is included in the price of admission, which will be \$6 for adults and free for those who are 12 years old and younger, and 65 years old and older. Parking will cost \$10 per vehicle. Admission tickets and parking for the 2023 Great New York State Fair will go on sale soon, and the purchasing information – as soon as it's available – will be provided at the [Fair's website](#), and on its social media platforms. Those who are interested are encouraged to follow the Great New York State Fair at nysfair.ny.gov and on [Facebook](#), [Twitter](#), and [Instagram](#).

The New York State Fair begins on Wednesday, August 23 and continues through Labor Day, September 4.

And in Other News...

World's 1st 'boomerang meteorite' — a rock that left Earth, spent millennia in space, then returned — possibly discovered in the Sahara Desert

By [Harry Baker](#) - published July 24, 2023 LiveScience



NWA 13188 main mass (646 gr)

The composition of an unusual meteorite suggests that it formed on Earth, spent thousands of years in space, then reentered the atmosphere. But some experts disagree. Researchers have proposed that an unusual rock, which was recently discovered in northern Africa, could be the

first ever known "boomerang meteorite" — a space rock that originated on our planet before being ejected into space and then later tumbling back to Earth. However, not everyone agrees with the new findings, which have yet to be peer-reviewed.

<https://www.livescience.com/space/meteoroids/worlds-1st-boomerang-meteorite-a-rock-that-left-earth-spent-millennia-in-space-then-returned-possibly-discovered-in-the-sahara-desert>

You think that's something? Look at this...

Cosmic Encounter: Woman Struck by Meteorite While Drinking Coffee

by Christian Ramirez July 20, 2023 [crystalclearnews.com](#)

A French woman sipping coffee on a terrace with a friend got an unexpected jolt, and it wasn't from the caffeine. In a rare cosmic incident, she was struck by a small meteorite, according to a report by local newspaper Les Dernières Nouvelles d'Alsace (DNA).

After examination by a roofer and geologist, the object appears to contain a mixture of iron and silicon, indicating it might be a meteorite. This incident follows the first confirmed case of a human hit by a meteorite almost 70 years ago in Alabama.

<https://crystalclearnews.com/cosmic-encounter-woman-struck-by-meteorite-while-drinking-coffee/>

People put all sorts of strange things in their coffee.

Birth of Our Planet: Caltech Uncovers New Details of Earth's Formation

By CALIFORNIA INSTITUTE OF TECHNOLOGY (CALTECH) JULY 21, 2023

A new study from Caltech suggests the early Earth formed from hot, dry materials, implying water arrived late in Earth's formation. The research, offering clues from different mantle layers, posits major additions of volatiles only happened during Earth's final formation stages, impacting theories of terrestrial planet formation.

Billions of years ago, in the giant disk of dust, gas, and rocky material that orbited our young sun, larger and larger bodies coalesced to eventually give rise to the planets, moons, and asteroids we see today. Scientists are still trying to understand the processes by which planets, including our home planet, were formed.

One way researchers can study how Earth formed is to examine the magmas that flow up from deep within the planet's interior. The chemical signatures from these samples contain a record of the timing and the nature of the materials that came together to form Earth—analogueous to how fossils give us clues about Earth's biological past.

https://scitechdaily.com/birth-of-our-planet-caltech-uncovers-new-details-of-earths-formation/?expand_article=1



Gem & Mineral Society of Syracuse
PO Box 2801
Syracuse, NY 13220
First Class Mail
 Time-Dated Material



www.amfed.org www.amfed.org/efmls [Future Rockhounds](#)

Eight people organized the Gem and Mineral Society of Syracuse in 1951. Since that time it has grown in membership to include adults, families, and young folk. The Society was incorporated in 1969 under the same name.

The objectives of the Society are to stimulate interest in mineralogy, paleontology, and the lapidary arts. Member interests include collecting, identification, and display of minerals, gems, fossils. Members share and develop their artistic skills in jewelry design and creation.

Our monthly meetings provide social and educational experiences. Field trips give collectors chances to find specimens and enjoy the out of doors, exercise and time with old and new friends.

Meetings - 3rd Monday of the month
Future Rockhounds @ 6:30 - General Meeting @ 7:30
(NO Meetings Jul, Aug, Dec)
209 Oswego St (Ponderosa Plaza) Unit 14 & 15, Liverpool, NY
Visitors are ALWAYS welcome!

See online Newsletter <http://gmss.us/resources/newsletter>
 You can also visit our facebook and flickr pages
Annual member dues
Adult \$10 • Family/Couple \$15 • Junior \$5 • Life \$5

If you would like to join or renew membership download the application form (PDF), see <http://gmss.us/about/membershipform.pdf> You can get a form at a meeting or send requests to **GMSS, PO Box 2801, Syracuse, NY 13220** We will mail an application/renewal form to you.

2022 – 2023 GMSS Officers/Contacts

-President: John Sweeney
pres@syracusegemsociety.com

-Vice-President: Cathy Patterson
vp@syracusegemsociety.com

-Treasurer: Linda Clark
treasurer@syracusegemsociety.com

-Secretary: (Open)
secretary@syracusegemsociety.com

-Jr Rockhounds: Rick Moore
kidsrock@syracusegemsociety.com

-Membership Chair: members@syracusegemsociety.com

-Sgt at Arms: Matt Klinger
sgtatarms@syracusegemsociety.com

-GemWorld Show Chair: Cheryl Brown 315-708-9122
show@syracusegemsociety.com

-Club Librarian: Steve Albro 607-756-2298
library@syracusegemsociety.com

-Lapidary Committee Contact: Steve Shorey
lapidary@syracusegemsociety.com

-Newsletter: Larry Petry 315-472-9226
editorgmss@gmail.com

-Facebook: Judy Cook
socialmedia@syracusegemsociety.com

-Website: Amanda Lytle
webmaster@syracusegemsociety.com

-Photographer Extraordinaire: Judy Cook
-Hospitality Committee Chair:
 315-885-4416 hospitality@syracusegemsociety.com