



## Sunriver Neighborhood Preparedness Program

**Preparedness:** It is important that everyone in our community is prepared for emergencies. Take the time to prepare yourself and your families.

*The time to repair the roof is when the sun is shining... JFK*

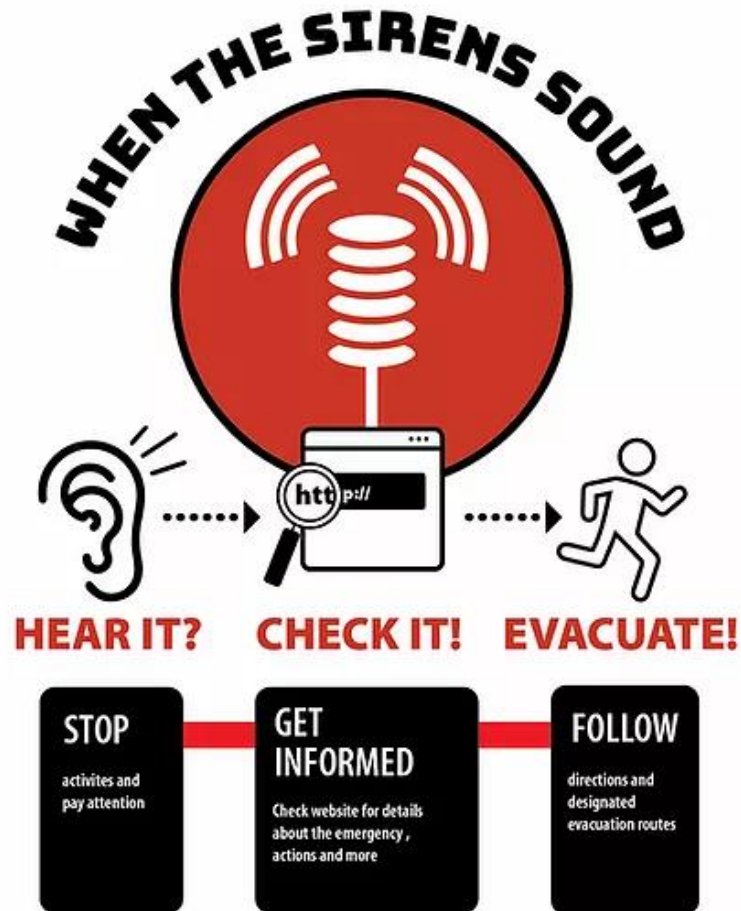
### Planning:

- Sign up for emergency notifications
- Family meeting point in case separated and communication systems are down
- Designate an out of area family or friend as a contact
- Map possible routes for evacuation and practice these routes
- Have a GO bag for each family member (minimum 3 days of supplies)
- Keep vehicles fueled with  $\frac{1}{2}$  tank or more



**Communication:**

- Sign up for Emergency Alerts: [www.Deschutes.org/911/alerts](http://www.Deschutes.org/911/alerts)
- Text SRALERTS to 888777 to receive specific info on Sunriver
- Landline? Everbridge through Deschutes County 911 will make notification
- Follow social media: Twitter, Instagram, Facebook
- Tune-in to local radio and television / Bend Broad Band Channel 3
- Sunriver Siren System (Hear it, Check it, Evaluate / Evacuate)
- Sunriver Emergency Website: [www.Sunriveremergencyinfo.com](http://www.Sunriveremergencyinfo.com)



Evacuation:



## EVACUATION LEVELS

### ▶ LEVEL 1 READY

Means “**BE READY**” for potential evacuation.

Residents should be aware of the danger that exists in their area, monitor emergency services websites and local media outlets for information.

This is the time for preparation and precautionary movements of those with special needs, mobile property and (under certain circumstances) pets and livestock.

If conditions worsen, emergency services personnel may contact you via an emergency notification system.

### ▶ LEVEL 2 SET

Means “**BE SET**” to evacuate. You must prepare to leave at a moment’s notice.

This level indicates there is significant danger in your area. Load your 5Ps and go-bag into the car, see page 5.

Relocate to a designated shelter  
(if activated) or stay with  
family/friends outside of the  
affected area.

You MAY have time to gather necessary items, but you must be prepared to leave at a  
moment's notice.

Emergency services cannot guarantee  
that they will be able to notify you  
if conditions rapidly deteriorate.

**THIS MAY BE YOUR ONLY NOTICE**

 **LEVEL 3 GO!**

Means “GO” evacuate now.

Leave immediately!

Danger to your area is current or imminent, and you should  
evacuate immediately.

DO NOT delay leaving to gather belongings or make efforts to protect  
your home.

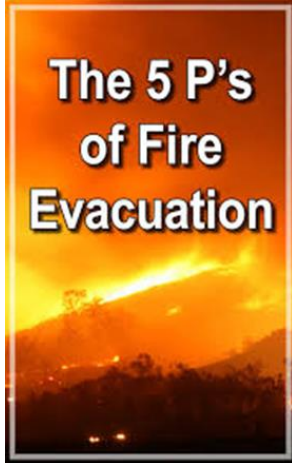
Obey orders of law enforcement and  
fire department officials.

Drive calmly and with special attention to emergency vehicles or other evacuees.

If you choose to ignore this  
advisement, you must understand  
that emergency services may not be  
available to assist you further.

**This will be the last notice you will receive**

## What should I take with me?



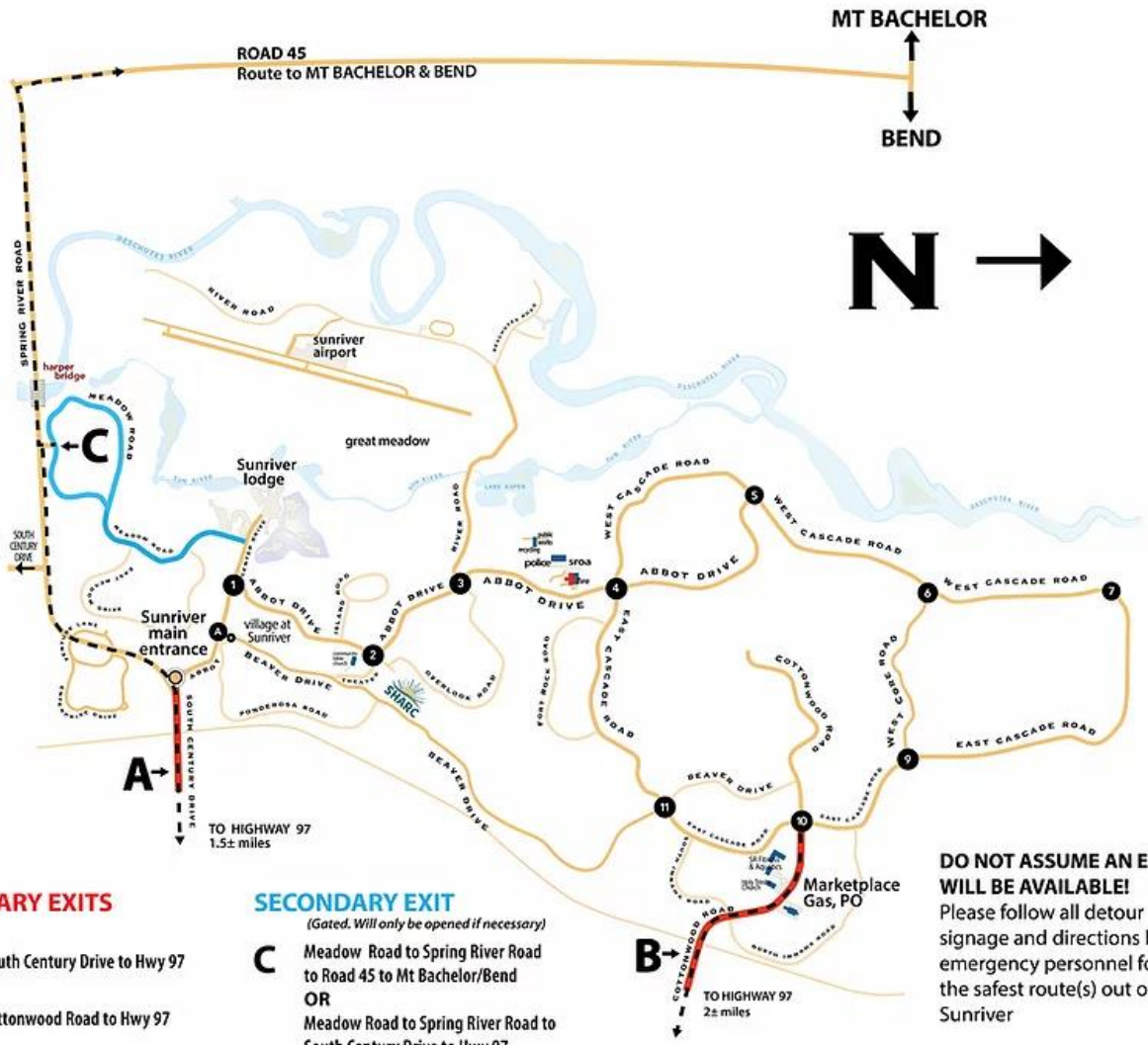
<b>People</b>	<b>All family members and guests</b>
<b>Pets</b>	<b>Have a plan for your Pets</b>
<b>Pills</b>	<b>Minimum 3-day supply</b>
<b>Priceless Items</b>	<b>That which cannot be replaced</b>
<b>Papers and Plastic</b>	<b>Important documents, passports, insurance docs, computer etc... credit cards, ATM cards, cash</b>

## GO BAG



<b>(72-hour supply)</b>
<b>Basic Electronics</b>
<b>First Aid Kit</b>
<b>Personal Needs</b>
<b>Clothing</b>
<b>Medications</b>
<b>Important papers</b>
<b>Food and Drink</b>
<b>Cash, Debit and Credit Cards</b>

# SUNRIVER EVACUATION MAP



**DO NOT ASSUME AN EXIT WILL BE AVAILABLE!**  
Please follow all detour signage and directions by emergency personnel for the safest route(s) out of Sunriver

## Shelter in Place



There may come a time when sheltering in place may be the best and safest option. If you shelter in your home take the following information into consideration.

- Bring your family and pets inside
- Close doors, close windows, close air vents and fireplace dampers
- Turn off fans, air conditioning and forced air heating systems
- Go into an interior room with few windows, if possible
- Be prepared to improvise and use what you have on hand to seal gaps so that you create a barrier between yourself and any contamination
- Have a battery-operated radio (with batteries)
- Stay informed. Local authorities will let you know when shelter in place has ended

### Shelter-In-Place Kit

- Plastic for windows
- Duct tape
- Towel for under door
- Commercially processed bottled water
- Sanitation supplies
- Radio, batteries, flashlight
- First aid kit, prescription medications, toiletries

### Contact Numbers:

EMERGENCY: 9-1-1

Non-Emergency Dispatch (541) 693-6911

Sunriver Police Department: (541) 593-1014

Sunriver Fire Department: (541) 593-8622

Poison Control Center: (800) 222-1222

## Resources:

[www.sunriveremergencyinfo.com](http://www.sunriveremergencyinfo.com) Emergency Preparedness and Information

<https://sheriff.deschutes.org/divisions/special-services/emergency-management/>  
Deschutes County Emergency Management

[www.ready.gov](http://www.ready.gov) – disaster-specific information, emergency supply kit recommendations

[www.ncpc.org](http://www.ncpc.org) – disaster preparedness checklist

<https://www.kcsheriff.com/DocumentCenter/View/227/Emergency-Evacuation-Grab-Go-List-?bidid=> - evacuation check lists

<https://www.oregon.gov/oem/Pages/default.aspx> - state specific information and recommendations

<https://www.sunriverpd.org/> Sunriver Police Department

<https://sunriverfire.org/> Sunriver Fire Department