



Packing contains :

1 Glider RUNN™, 1 type C cable for charging the 3.8 VDC battery and Hardware.

WARNINGS

By purchasing this product, you are agreeing to reading this manual before its use. Please Read safety and health information. In this manual / guide, we refer to this product as, device, Glider RUNN™, Glider.

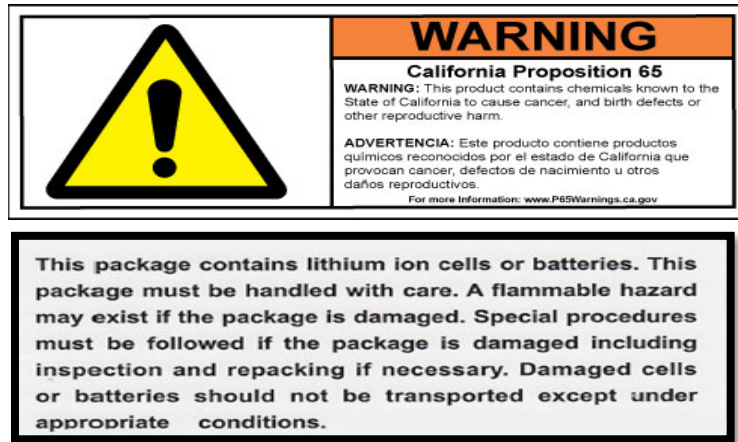
Applies to: all products.

Recmack products are developed to be safe and effective. You **MUST** read this guide before operation of the device for important safety and health information about your device; and terms of the Limited Warranty that applies to your device. The guide is intended to help you be more comfortable and familiar with the Glider RUNN™. **Failure to follow the instructions for proper set up, use, and care for your device can increase the risk of serious personal injury, death, or property damage.**

LED lights are very delicate, and if you rub them against rough surfaces permanent damage will occur such as deep scratches, fracture of LED's and entire strip.

Please consult with your local authorities before using this product to see if they have any limitations or objections to the use of this product.

Please do not use this product as a substitute, (for your vehicle or any other vehicle), of manufacturer's installed signal system on the vehicle you intend to install and operate this product on. If there is a problem or malfunction with the manufacturer provided signal system, please have a profesional take a look at it, since this product DOES NOT and will NEVER replace the manufacture's intalled signals. If this product is malfunctioning please discontinue the use immediately, death, serious bodily injury can occur if you keep using this product while malfunctioning. This product is intended to make the user of the Glider RUNN™ visible fellow riders, joggers, drivers or machines in good weather conditions; bad weather conditions like heavy fog will reduce your visivility, therefore, exercise caution while riding or jogging, always assume other drivers, riders, joggers or machines are not able to see you. This product will not prevent you from getting into any kind of accidents, will NOT lessen the severity of a colition and will NOT prevent you from getting hurt or die.



This package contains non-replaceable rechargeable 3.7 DCV / 1000 mAh Lithium-Ion batteries. Please dispose battery according to local regulations and not as a common household waste. Local authorities may encourage recycle your old lithium-ion batteries at a recycling center or a battery drop-off location near you.

Store your device where the temperature is between 0° and 30° C (32° to 80° F). Do not leave your device in your car because temperatures in parked cars can exceed this range. Do not use this device in temperatures below 0° C or (32° F) because the device may malfunction, and signal could be lost or interfere with each other.

This device is NO to be submerge in water. Submersion in water will cause electrical damage to this device and you will be electrocuted, and death may occur. This device is suitable for 13+ years older; younger kids may be able to use it under a full-grown adult supervision.

Do not use this device for anything other than its intended use.

Do not puncture, throw, bend, drop or modify this product. We reserve the right to modify and upgrade future version thereof.

Do not put this product in water or into a fire. This product is rain proof only, therefore, avoid submersion in water.

Do not expose this product to any corrosive liquids such as salt water.

Do not operate this product if it has been submerged in water to prevent electric shock and bodily injury, even death may occur.

Do not leave your device in direct exposure to sunlight.

This device complies with part 15 of the FCC Rules. Operation is subject to the following two conditions: (1) this device may not cause harmful interference, and (2) this device must accept any interference received, including interference that may cause undesired operation.

Note: This equipment has been tested and found to comply with the limits for a Class B digital device, pursuant to part 15 of the FCC Rules. These limits are designed to provide reasonable protection against harmful interference in a residential installation. This equipment generates, uses, and can radiate

radio frequency energy and, if not installed and used in accordance with the instructions, may cause harmful interference to radio communications. However, there is no guarantee that interference will not occur in a particular installation. If this equipment does cause harmful interference to radio or television reception, which can be determined by turning the equipment off and on, the user is encouraged to try to correct the interference by one or more of the following measures:

Reorient or relocate the receiving antenna. Increase the separation between the equipment and receiver.

Connect the equipment to an outlet on a circuit different from that to which the receiver is connected.

Consult the dealer or an experienced radio/TV technician for help.

Changes or modifications to this product not authorized by Recmack LLC. negate your authority to operate the product and will absolutely lose the manufacturer 3 months warranty. Opening and/or repairing your device can present electric shock, device damage, fire, and personal injury risks, death and other hazards.

IF Glider RUNN™ DOES NOT ILLUMINATE IT MAY BE BECAUSE OF A LOW BATTERY STATUS. A LOW BATTERY STATUS CAUSES LACK OF BRIGHTNESS IN THE DEVICE.

Specifications:

Version = 1.0

Effective Distance = 100 Feet or 30 Meters.

Fast Charging Time = 1 to 2 hours.

Frequency = 2.4GHz.

Voltage Input = 3.8 VDC / 1 A

Charging Interface = Type C.

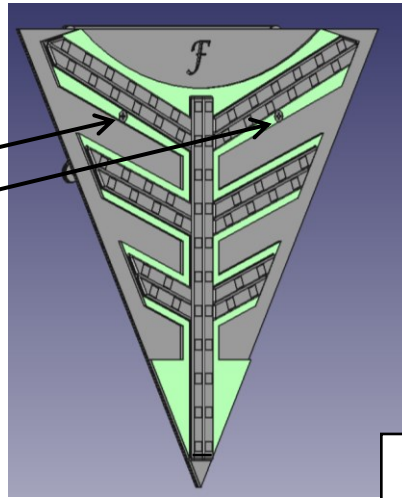
If the device contains manufacturing defects, please send it back to us and we will fix or replace this product at no cost to you. But if the device has been attempted to be fixed, opened, therefore, seals broken, suffered from trauma or other issues caused by the user, we will be charging you a fee for us having to fix this device, also a shipping fee will be charged.

Trouble Shooting

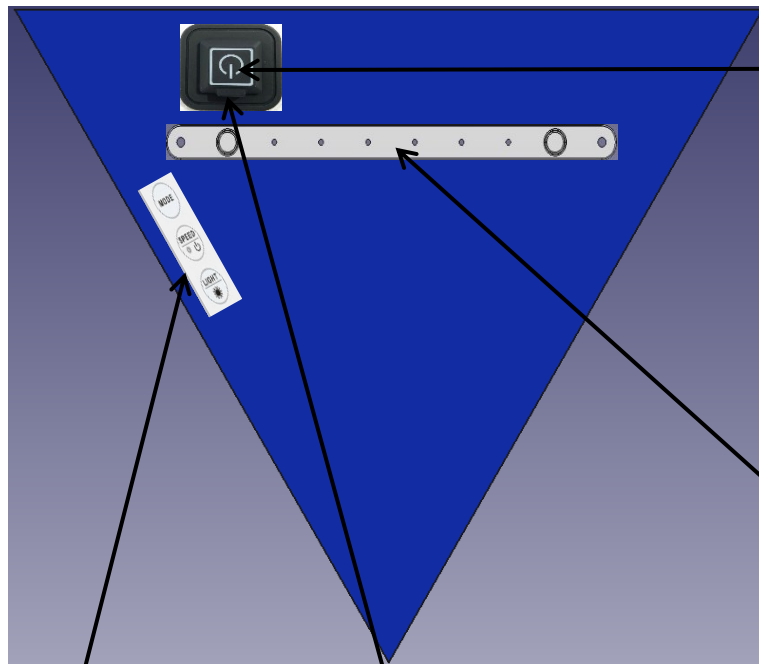
Trouble	Cause	Resolution
Device fails to turn on	Power Supply Failure	Connect the device to power outlet for some time to allow battery to charge, then turn on device.
	On/Off button was not pressed properly.	Press On/Off button uniformly in center for about 5 seconds.

Glider RUNN™

Glider's Connecting
Screws.



On/Off button. Keep button pressed for about 5 seconds to turn the device on, the switch light should turn solid red. To turn the device off, keep the switch pressed for about 5 seconds.



Charging port, a Type C cable is provided
to so it can be used to charge this device.

This Tab has 1 mm holes distributed across the surface and (2 to 3) mm holes on each end. You can use the 1mm holes to attach the device to your desired surface. Install the Tab as shown in the picture. The tab comes with pins and micro screws that you can use to attach the Glider RUNN™ to favorite Jackets, vests, backpacks or desired surface. You can also use your own fasteners, only if they can withstand the weight of the Glider RUNN™.

ATTENTION <<After some time, the fittings will destroy and cause serious damage to your apparel or surface you will be attaching the device to. Please be aware of this issue, therefore, select proper clothing preferable thick clothing and something you will be willing to dispose after some time.>>

MODE

This button allows you to customize the light's blinking speed.

SPEED

This button allows you to customize the light intensity.

LIGHT

This button makes the light come on permanently and resets your customization.

ATTENTION <<After some time, the fittings will destroy and cause serious damage to your apparel or surface you will be attaching the device to. Please be aware of this issue, therefore, select proper clothing preferable thick clothing and something you will be willing to dispose after some time.>>

Please view our tutorial installation videos for a comprehensive understanding of the product. This video highlight essential information, ensuring optimal performance and functionality of the device while guiding you on what to avoid. Thank you for your attention.



Assembled and designed in the US with most of the materials made in China.