

HOOD EXHAUST CATALOG 2024



Global Solutions, Direct to Your Business

joseph@globalsourcingdirect.us





PRODUCTION EQUIPMENTS

Company Have High-tech Equipment Such As Hydraulic Press, Cutting Laser Machine, Spinning Machine, Injection Molding Machine, Robotic Welding, Etc. filters Are Not Only Necessary, They Are Required In Order To Meet Regulations Outlined By The National Fire Protection Association (Nfpa), International Fire Code (Ifc), Insurance Providers And Regularly Enforced By Fire And Health Inspectors. This Underscores The Importance Of Buying The Right Hood Filters And Properly Maintaining Them. A Well Maintained Set Of Filters Provides Many Other Benefits Including Lower Utility Costs, Less Strain On The Exhaust System Motor, And A Cleaner, Cooler Kitchen.



Our Advantages

1. Products Quality are recognized by third-party laboratory
2. High-end technology and industrial equipment support
3. Advanced and mirror finish outlook design
4. Comprehensive and timely after-sale services

HOOD ACCESSORIES

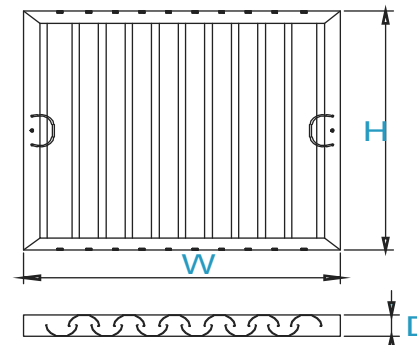
Widely used: kitchen equipment, commercial kitchen range hood

Function:

- Protect The Grease Management And Exhaust Ventilation System Of The Restaurant
- Prevent flames and flammable debris entering the exhaust pipe and capture greasy steam generated by cooking equipment

Installation mode:

- When Installing The Filter, Make Sure That The Baffle Is In The Vertical Running (Up And Down) Position.
- Next, lift up edge of the filter up so that it can enter the opening of engine cover, and then lower to install the filter in place. The filter shall fit closely.



TYPE U Baffle GREASE FILTERS

- ▶ Professionally designed baffle - grease filter can absorb grease particles in kitchen flue gas better
- ▶ The rugged lifting handle ensures durability and easy installation
- ▶ Easy to install, clean and replace, and reduce maintenance costs
- ▶ Baffle grease filter provides active flame oil fume barrier protection and fire protection
- ▶ Strictly control the quality from raw materials to the completion of products
- ▶ High efficiency, low capacity baffle grease filter

Product Features

Protect the grease management and exhaust ventilation system of the restaurant
Prevent flames and flammable debris entering the exhaust pipe and capture greasy steam generated by cooking equipment



Stainless steel baffle filters:

the most durable, corrosion resistance, last the longest



MODEL	(in)height	width (inch)	Height (mm)	width (mm)	Depth (mm)
US1016	10"	16"	254mm	406mm	45mm
US1020	10"	20"	254mm	508mm	45mm
US1216	12"	16"	305mm	406mm	45mm
US1220	12"	20"	305mm	508mm	45mm
US1616	16"	16"	406mm	406mm	45mm
US1620	16"	20"	406mm	508mm	45mm
US1625	16"	25"	406mm	635mm	45mm
US2016	20"	16"	508mm	406mm	45mm
US2020	20"	20"	508mm	508mm	45mm
US2025	20"	25"	508mm	635mm	45mm
US2516	25"	16"	635mm	406mm	45mm
US2520	25"	20"	635mm	508mm	45mm



Certification

TYPE JS SPARK



The Spark arrestor grease filters are of mesh construction. The said filters are excellent barrier to prevent any air sparks and / or ash generated during cooking to enter the grease pipe. The spark arrestor filters prevent sparks to enter the baffle filter to protect the safety performance of the range hood and the system of the ventilation device.

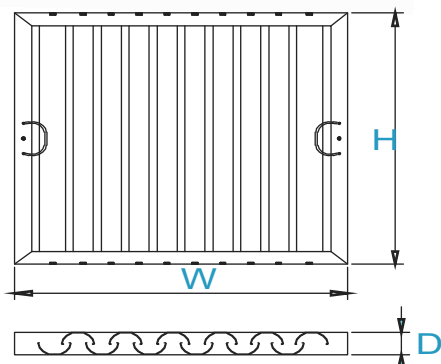
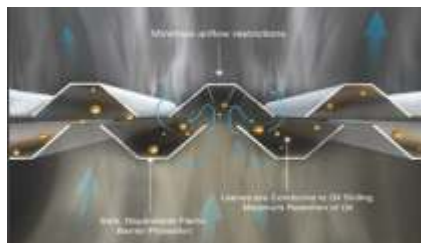
Product Features

- ▶ The spark arrestor filter is designed for the exhaust hood of cooking utensils with solid fuel.
- ▶ The integrated structure is convenient for installation, disassembly and cleaning
- ▶ Various specifications are supplied to satisfy your need
- ▶ Concealed buckle handle is easy for installation and disassembly



Stainless steel baffle filters:

the most durable, corrosion resistance, last the longest



MODEL	(in)height	width (inch)	Height (mm)	width (mm)	Depth (mm)
JS1016	10"	16"	254mm	406mm	45mm
JS1020	10"	20"	254mm	508mm	45mm
JS1216	12"	16"	305mm	406mm	45mm
JS1220	12"	20"	305mm	508mm	45mm
JS1616	16"	16"	406mm	406mm	45mm
JS1620	16"	20"	406mm	508mm	45mm
JS1625	16"	25"	406mm	635mm	45mm
JS2016	20"	16"	508mm	406mm	45mm
JS2020	20"	20"	508mm	508mm	45mm
JS2025	20"	25"	508mm	635mm	45mm
JS2516	25"	16"	635mm	406mm	45mm
JS2520	25"	20"	635mm	508mm	45mm



Certification



TYPE-M BAFFLE GREASE FILTER

- ▶ Designed specifically for commercial kitchen exhaust systems to provide safe, dependable, and positive flame barrier protection.
- ▶ Seamless, ridged baffles maximize grease retention while minimizing airflow restriction for superior performance over smooth baffles.
- ▶ Drop handles included for safe handling, ease of installation, and simple removal for cleaning.
- ▶ UL Listed and certified in the United States and Canada.

Product Features

Protect the grease management and exhaust ventilation system of the restaurant

Prevent flames and flammable debris entering the exhaust pipe and capture greasy steam generated by cooking equipment



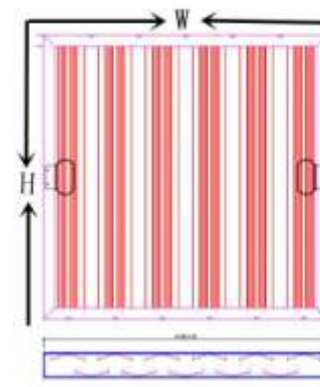
Aluminum alloy baffle filters:

lighter weight and easier to operate



Stainless steel baffle filters:

the most durable, corrosion resistance, last the longest



MODEL	(in)height	width (inch)	Height (mm)	width (mm)	Depth (mm)
MS1010	10"	10"	235mm	235mm	25/45mm
MS1016	10"	16"	235mm	395mm	25/45mm
MS1020	10"	20"	235mm	495mm	25/45mm
MS1212	12"	12"	295mm	295mm	25/45mm
MS1216	12"	16"	295mm	395mm	25/45mm
MS1220	12"	20"	295mm	495mm	25/45mm
MS1616	16"	16"	395mm	395mm	25/45mm
MS1620	16"	20"	395mm	495mm	25/45mm
MS1625	16"	25"	395mm	625mm	25/45mm
MS2016	20"	16"	495mm	395mm	25/45mm
MS2020	20"	20"	495mm	495mm	25/45mm
MS2025	20"	25"	495mm	625mm	25/45mm
MS2516	25"	16"	625mm	395mm	25/45mm
MS2520	25"	20"	625mm	495mm	25/45mm



TYPE-MESH FILTER

- ▶ Designed specifically for commercial systems to provide safe, dependable, and positive barrier protection.
- ▶ Washable filters, can be vacuumed, sprayed or run through the dishwasher for cleaning
- ▶ Applications in the HVAC -make up air systems
- ▶ Rugged construction

Product Features

Rustproof: constructed of multiple layers of corrugated aluminum wire mesh in a heavy-gauge aluminum channel frame

CERTIFICATE

ISP9001 - ISO14001 - RoHS - UL



Aluminum Anodized Frames:

lighter weight and easier to operate



Aluminum Alloy Frames

the most durable, corrosion resistance, last the longest

MODEL	Height (inch)	width (inch)	Height (mm)	width (mm)	Depth (mm)
TM1010	10"	10"	235mm	235mm	38mm
TM1016	10"	16"	235mm	395mm	38mm
TM1020	10"	20"	235mm	495mm	38mm
TM1212	12"	12"	295mm	295mm	38mm
TM1216	12"	16"	295mm	395mm	38mm
TM1220	12"	20"	295mm	495mm	38mm
TM1616	16"	16"	395mm	395mm	38mm
TM1620	16"	20"	395mm	495mm	38mm
TM1625	16"	25"	395mm	625mm	38mm
TM2016	20"	16"	495mm	395mm	38mm
TM2020	20"	20"	495mm	495mm	38mm
TM2025	20"	25"	495mm	625mm	38mm
TM2516	25"	16"	625mm	395mm	38mm
TM2520	25"	20"	625mm	495mm	38mm



GREASE CUPS



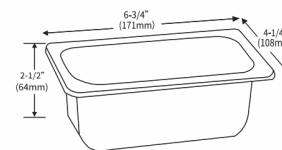
CHARACTERISTICS

- ▶ Stainless steel construction
- ▶ Removable for easy emptying
- ▶ Available in keyhole mount and hood side mount models



Effectively store food waste oil and maintain the normal operation of grease Filters

CHARACTERISTICS



Side Mount

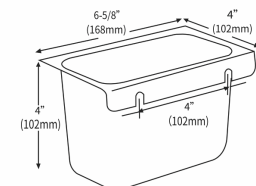
4-1/4" x 6-3/4" x 2-1/2"
(108mm x 171mm x 64mm)



COMPONENT

Keyhole Mount 1

4" x 6-3/4" x 2-1/2"
(102mm x 171mm x 64mm)



Keyhole Mount 2

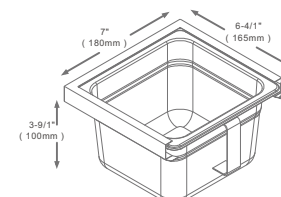
4" x 6-5/8" x 4"
(102mm x 168mm x 102mm)



COMPONENT

Keyhole Mount 3

3-9/16" x 7" x 6-4/16"
(100mm x 180mm x 165mm)



KITCHEN HOOD LIGHTS



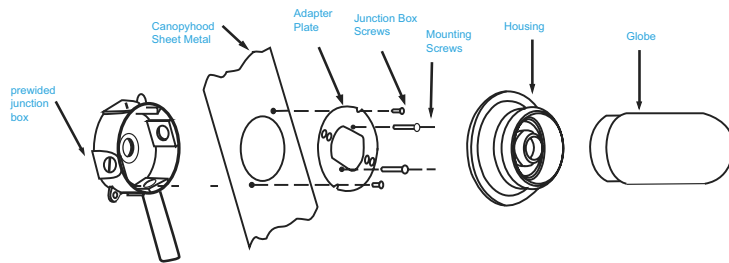
CHARACTERISTICS

- ▶ Thermal and shock resistant glass globe is ideal for commercial kitchens
- ▶ Tuff-Skin coating eliminates hotspot browning of globe and prevents glass shattering from impacts and stresses
- ▶ Aluminum fixtures feature brushed finish to match stainless steel hood interiors
- ▶ Available as high temp model rated to 392°F (200°C).



Structure chart

E-Z Mount Keyhole feature for quick installation
 Permanently affixed gaskets speed up installation. Designed for convenient installation into prewired hoods
 Greaseproof, waterproof, heatproof
 Aluminum fixtures feature brushed finish to match stainless steel hood interiors



MODEL	DESCRIPTION
L1	Canopy Hood Light, Hi-Temp E-Z Mount Incandescent, Tuff Skin Coated Glass Globe
L2	Canopy Hood Light, Hi-Temp E-Z Mount Incandescent, Tuff Skin Coated Glass Globe, Wire Guard
L3	Canopy Hood Light, Hi-Temp E-Z Mount Incandescent, Glass Globe
L4	Canopy Hood Light, Hi-Temp E-Z Mount Incandescent, Glass Globe, Wire Guard

Commercial Kitchen LED Light



Intertek



Intertek

Intertek

LASTS LONGER AND SAVES YOU MONEY.

- Gaskets permanently affixed save installation time
- Designed for convenient installation to pre-wired hoods
- Greaseproof, waterproof and heat proof construction
- Aluminum fixtures are furnished with a brushed finish
- Feature allows for quick installation
- Saves up to 80% of the energy of an equivalent incandescent bulb
- When installed on 36" centers, provides 50 foot-candles to typical cooking surface for exhaust hoods mounted at 84" A.F.F.
- Suitable for dry and wet locations
- Life expectancy is 50,000 hours, approximately 50 times longer than typical incandescent 100W bulbs
- 120v 60Hz or 220v 16W-3500K(Warm White) with Clear Tempered

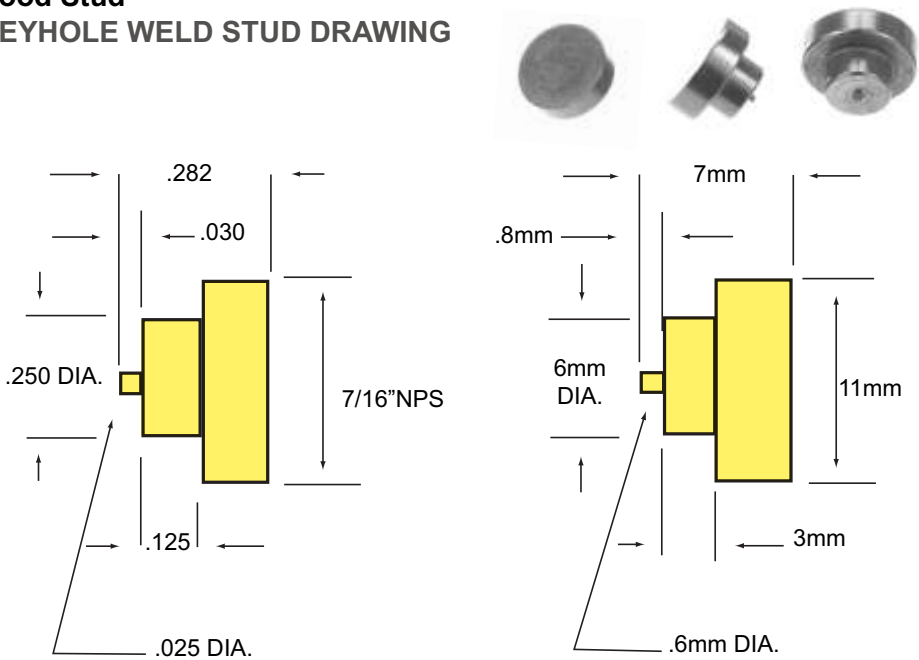
KEYHOLE WELD STUDS

STAINLESS STEEL KEYHOLE WELD STUDS

- Stainless steel construction
- Used to mount Keyhole - style grease cups to an exhaust hood
- CD Style
- Use with 7/16" Keyhole welding collet
- 7/16" OD x 9/32" H stainless steel CD-type Keyhole weld stud
- Type 18-8 stainless steel construction
- Used to provide a fixed fastening point to thin gauged sheet metal component
- Ideal for hanging F series grease cups
- For use with capacitor discharge (CD) arc welding guns
- Furnished with a special fusion tip for a strong weld joint
- 7/16" OD x 9/32" L overall
- Both Imperial and Metric conversion below

MODEL NO. Stainless Steel Hood Stud

KEYHOLE WELD STUD DRAWING



EXHAUST FAN ACCESSORIES

Suitable for kitchens, low-volume restaurants and commercial cooking facilities



TALL ROOF CURB



MODEL	DESCRIPTION
RC18	17.5" x 9"(444x228mm)
RC20	19.5" x 10"(495x254mm)
RC21	21" x 12"(533x304mm)
RC23	23" x 14"(584x355mm)
RC27	26.5" x 16"(673x406mm)
RC32	31.5" x 18" (800x457mm)
RC33	32.5" x 20"(825x508mm)

- ▶ Galvanized construction
- ▶ Custom sizes available
- ▶ Solid welded construction
- ▶ Insulated curbs
- ▶ Vented curbs(optional)
- ▶ Flat curbs are standard with 4" flanges


EXHAUST FAN GREASE BOX

DESCRIPTION
Length: 17"(433mm)
Width: 5"(130mm)
Height: 3"(95mm)



Product Features

- ▶ Prevents grease buildup on rooftop
- ▶ Grease box with 1 1/2" diameter down spout for kitchen-duty centrifugal exhaust fans.
- ▶ Made of aluminized metal



Product Material



Galvanized sheet
strong, long-lasting, affordable price , resist corrosion,
last longer and have to be replaced less frequently

Characteristics

All components are cut from metal plates and bent naturally to form appropriate shapes.



Installation

Only 3 self-tapping metal screws to fix it



HINGE KIT

Description:

- ▶ The hinge kit has excellent fixing function
- ▶ The standard hinge kit of roof fan is made of galvanized sheet, with hardware and mounting bolts to facilitate the cleaning and maintenance of the fan;
- ▶ These hinge kits is cost effective and durable, suitable for almost all kind of roof fans.
- ▶ Hinge kit also provide maximum support to the thin material of the fan base, which will benefit prolonging the service life of the fan.



Galvanized sheet
strong, long-lasting, affordable price , resist corrosion,
last longer and have to be replaced less frequently



Model	Size
HKS-LIGHT	9-1/4"*7-5/8" (234x193mm)
HKL-HEAVY	11-1/4"*7-5/8" (285x193mm)

Installation mode:

Install the door hinge on the fan edge and link it to the opening to keep the fan open. According to the adjusted angle required by the roof fan, the door hinge can be easily installed directly on the fan by locating the position of the hinge. Then, when the fan open obliquely, the hinge rotates on the bolt and stops moving by the metal plate mounted on the fan.

Function:

Adjust the fan angle and fix the roof fan

DUCT ACCESS DOOR

Characteristics:

- Air tightness level: C
- Red & Blue knob are available. Other colors are acceptable to be reserved with MOQ
- Self-adhesive template supplied make it easy to be installed
- high temperature resistant

Installation

- Stick the self-adhesive label onto the duct (Each door is equipped with a label)
- Cut out an opening with a 3mm tolerance on basis of the label
- Unscrew the hand knobs fully, put the door into the hole at a suitable angle with both hands. Then turn straight and draw out slightly to align. At last, tighten knobs.

HI-TEMP GREASE DUCT ACCESS DOORS

Usages:

These flat access doors are designed to provide access to rectangular duct for inspection, maintenance and cleaning.

Material



Galvanized sheet

strong, long-lasting, affordable price resist corrosion, last longer and have to be replaced less frequently



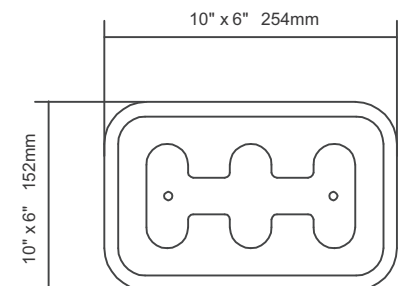
Iron plate material

strong, long-lasting, affordable price , resist corrosion, last longer and have to be replaced less frequently



Applications

- ▶ Suitable for low, medium and high-pressure applications
- ▶ Suitable for high temperature appliances
- ▶ Leak resistant and consists of two layers of stamped, hot dipped galvanized steel and one 16GA. black iron backing plate for ultimate safety and durability
- ▶ Hi-Temperature Ceramic Fiber Gasket (2300°F, 1260°C max) is permanently bonded to the outside panel of the access door to eliminate leakage
- ▶ Easy to install
- ▶ No measuring needed - self-adhesive mounting template provided



Model

DESCRIPTION

HACC-8X4	Access Panel, Hi-Temp, 8" x 4" (203mm x 101mm)
HACC-10X6	Access Panel, Hi-Temp, 10" x 6" (254mm x 152mm)
HACC-12X8	Access Panel, Hi-Temp, 12" x 8" (305mm x 203mm)
HACC-18X14	Access Panel, Hi-Temp, 18" x 14" (457mm x 356mm)





FLAT ACCESS DOOR

Applications

- Suitable for low, medium and high-pressure applications
- Suitable for high temperature appliances

Usages:

These flat access doors are designed to provide access to rectangular duct for inspection, maintenance and cleaning.

Materials

Door Panels: galvanized steel (DX51D+Z275)
 Knob : ABS ABS
 Gasket : cellular sponge gasket (EPDM)
 Bolts/nut: mild steel with zinc plating



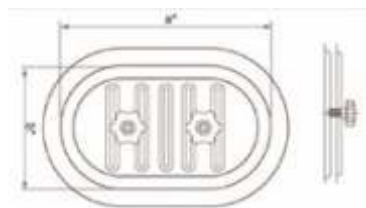
Galvanized sheet

strong, long-lasting, affordable price , resist corrosion, last longer and have to be replaced less frequently



Iron plate material

strong, long-lasting, affordable price , resist corrosion, last longer and have to be replaced less frequently



Installation

1

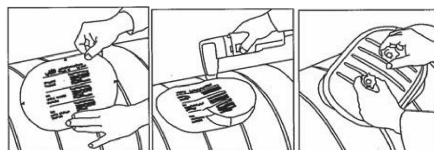
Stick the self-adhesive label onto the duct
 (Each door is equipped with a label)

2

Cut out an opening with a 3mm tolerance on basis of the label

3

Unscrew the hand knobs fully, put the door into the hole at a suitable angle with both hands. Then turn straight and draw out slightly to align. At last, tighten knobs.



Model	a(″)	b(″)
BFAD-180(180X80mm)	7.09	3.15
BFAD-200(200X100mm)	7.87	3.94
BFAD-250(250X150mm)	9.84	5.91
BFAD-300(300X200mm)	11.81	7.87
BFAD-400(400X300mm)	15.75	11.81
BFAD-500(500X400mm)	19.69	15.75
BFAD-600(600X450mm)	23.62	17.72



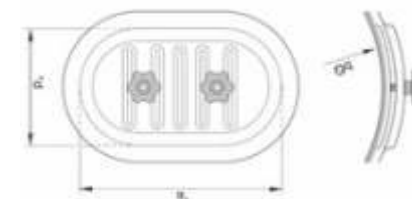
CURVED ACCESS DOORS

Applications

- Suitable for low, medium and high-pressure applications
- Suitable for high temperature appliances

Usages:

Curved access doors are designed to provide access to circular duct for inspection, maintenance and cleaning.



Galvanized sheet

strong, long-lasting, affordable price , resist corrosion, last longer and have to be replaced less frequently



Iron plate material

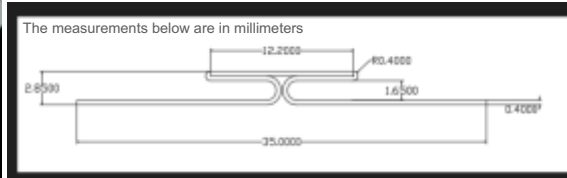
strong, long-lasting, affordable price , resist corrosion, last longer and have to be replaced less frequently

Model	axb(″)	d(″)
CAD-B160(249x150mm)	9.84x5.91	5.91/6.30(150/160mm)
CAD-B200(249x150mm)	9.84x5.91	7.09/7.87(180/200mm)
CAD-B250(249x150mm)	9.84x5.91	9.84(250mm)
CAD-B315(249x150mm)	9.84x5.91	11.81/12.40(300/315mm)
CAD-B355(249x150mm)	9.84x5.91	13.78/13.98(350/355mm)
CAD-B500(249x150mm)	9.84x5.91	15.75/19.69(400/500mm)
CAD-C315(299x199mm)	11.81x7.87	12.4(315mm)
CAD-C355(299x199mm)	11.81x7.87	13.98(355mm)
CAD-C400(299x199mm)	11.81x7.87	15.75(400mm)
CAD-C450(299x199mm)	11.81x7.87	17.72(450mm)
CAD-C500(299x199mm)	11.81x7.87	19.69(500mm)
CAD-D400(400x299mm)	15.75x11.81	15.75(400mm)
CAD-D450(400x299mm)	15.75x11.81	17.72(450mm)
CAD-D500(400x299mm)	15.75x11.81	19.69(500mm)
CAD-D560(400x299mm)	15.75x11.81	22.05(560mm)
CAD-D630(400x299mm)	15.75x11.81	24.8(630mm)
CAD-D710(400x299mm)	15.75x11.81	27.95(710mm)
CAD-D800(400x299mm)	15.75x11.81	31.5(800mm)
CAD-D900(400x299mm)	15.75x11.81	35.43(900mm)

DIVIDER BARS AND CAPS


Usages:

Restaurant and Hood back walls protection covering



Applications

- Suitable for low, medium and high-pressure applications
- Suitable for high temperature appliances



Installation

1

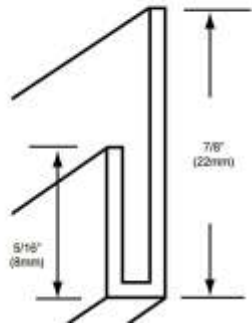
Glue to the wall

2

Accepts 1/16" (1.6mm) Stainless Steel Sheets

3

Let the glue dry overnight or per glue recommendations

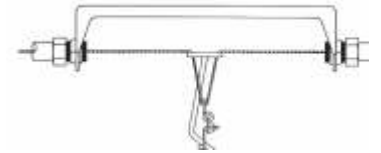


MODEL NO. J63-1451

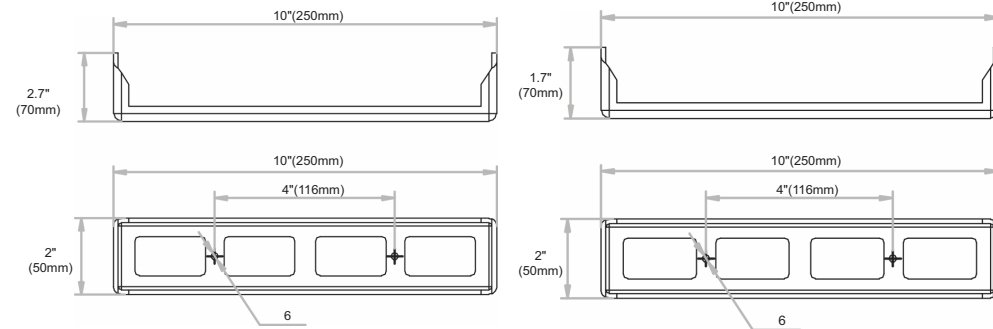
Bracket

Applications

- No deformation and corrosion protection
- High wear resistance
- Externally sprayed with anticorrosive paint, resistant to oxidation
- These brackets are formed by stamping iron plate
- Fine production, quality assurance
- 3mm high quality iron plate thickness



Structure chart



Model	a	b	c	d	e	
Bracket1	10"(250mm)	2.7"(70mm)	10"(250mm)	4"(116mm)	2"(50mm)	6
Bracket2	10"(250mm)	1.7"(45mm)	10"(250mm)	4"(116mm)	2"(50mm)	6

Model	FINISH	THICKNESS
Packed 100pcs CAP STRIP 8FT(2240mm)	BRIGHT FINISH	1/16" (1.5MM)
Packed 100pcs CAP STRIP 10FT(3050mm)	BRIGHT FINISH	1/16" (1.5MM)
Packed 50pcs CAP DIVIDER 8FT(2240mm)	BRIGHT FINISH	1/16" (1.5MM)
Packed 50pcs CAP DIVIDER 10FT(3050mm)	BRIGHT FINISH	1/16" (1.5MM)

BDFS 502 100% RTV Silicone

Aluminum Colored

Features

- 100% Acetoxy RTV Silicone
- Mold & Mildew Resistant
- Resistant to UV Degradation And Weathering
- Withstands Extreme Cold & Extreme Heat
- 25% Joint Movement Capability
- One-Component, Easy To Use Formulation

Additional Features

- Easy to Extrude At Cold Temperatures
- Non-Slump, Can Use On Overhead & Vertical Applications
- Excellent For Indoor & Outdoor Applications
- Creates A Waterproof Seal

Conforms, Meets & Exceeds

- ASTM C920 Class 25, Type S, Grade NS, Use NT, G, O
- TT-S-01543A
- TT-S-00230-C
- MIL-A-46106A
- NSF Standard 51
- FDA Regulation No. 21 CFR 177.2600
- UL Recognized
- VOC Compliant (23 grams/liter ASTM D2369)

- Packed 24 per case with 10.3 oz Cartridges

Physical Properties	Test Method	Result
Viscosity	ASI Test Method	582,000 cps (Spindle 7, 4rpm)
Skin Formation Time	ASI Test Method	10 minutes (70°F, 50% RH)
Density	ASTM D1475	8.5 lbs./gal
Hardness	ASTM C661	25 (Shore A)
Extrusion Rate	ASI Test Method	365 g/min
Tensile Strength	ASTM D412	264 psi
Elongation at Break	ASTM D412	500%
Application Temperature	ASI Test Method	-35°F to 150°F
Gun Grade	ASI Test Method	Pass (Non-Slump)
QUV Testing	ASTM G26	Pass (10,000 hrs)
Service Temperature	ASI Test Method	-50°F to 400°F
Typical Cure Rate	ASI Test Method	24 hrs. (1/8" bead)

Strength will start to develop immediately and continue increasing for 7 days after application. ASI recommends testing strength and adhesion on the 7th day. BDFS 502 suggested application temperature range: -35°F to 150°F. BDFS 502 can be used at temperatures higher than 400°F for intermittent periods. Testing should be done to confirm temperature requirements are met.



MADE
IN ★ THE ★ USA



600 HIGH-TEMP RESISTANT RTV SILICONE

TECHNICAL DATA SHEET



HEAT RESISTANT



UV RESISTANT



WATER TIGHT

ASI 600 Hi-Temp Resistant RTV Silicone is a one-component, moisture cure, 100% RTV silicone that cures to form an extremely durable rubber that can withstand extreme heat while maintaining its physical properties. Due to the formulation, ASI 600 can resist constant temperatures up to 500°F and intermittent temperatures up to 600°F. ASI 600 meets the requirements of FDA Regulation No. 21 CFR 177.2600 for food grade applications. ASI 600 Hi-Temp Resistant RTV Silicone can be applied to both vertical and overhead joints without sagging and is easy to extrude at both hot and cold temperatures. It will adhere to most common building materials (see list on back of TDS).

COMMON BONDING SUBSTRATES:

ASI 600 can be used on a variety of substrates. Please inquire or test your substrates before use. Substrates may vary with manufacturer. We have listed some common substrates:

- Glass
- Granite
- Marble
- Metal
- Most Types Of Woods
- Most Fiberglass
- Aluminum
- Ceramic
- Natural & Synthetic
- Fiber
- Most Painted Surfaces
- Some Plastics

Can be used on additional substrates not listed. End user is responsible for testing specific environment or substrate prior to use. Substrates may vary by manufacturer.

COMMON APPLICATIONS:

ASI 600 is an excellent sealant/adhesive for many Commercial, Industrial and Construction applications. Common applications include:

- Industrial Ovens
- RV & Trailer Manufacturing
- Sealing Heating Elements
- Formed-In-Place Gasket Applications
- Industrial Manufacturing Applications
- High Temperature Gasketing Applications
- HVAC Applications
- Fireplace Manufacturing
- Appliance Manufacturing
- Sheet Metal Work & Sealing
- Encapsulating & Coating Temperature Sensitive Parts
- General Sealing & Bonding Applications

Can be used for other various applications depending upon substrate. Test all substrates before use.

FEATURES

- 100% Acetoxy RTV Silicone
- Mold & Mildew Resistant
- Resistant to UV Degradation And Weathering
- Withstands Extreme Cold & Extreme Heat
- 25% Joint Movement Capability
- One-Component, Easy To Use Formulation
- Easy to Extrude At Cold Temperatures
- Non-Slump, Can Use On Overhead & Vertical Applications
- Excellent For Indoor & Outdoor Applications
- Creates A Waterproof Seal

CONFORMS, MEETS & EXCEEDS

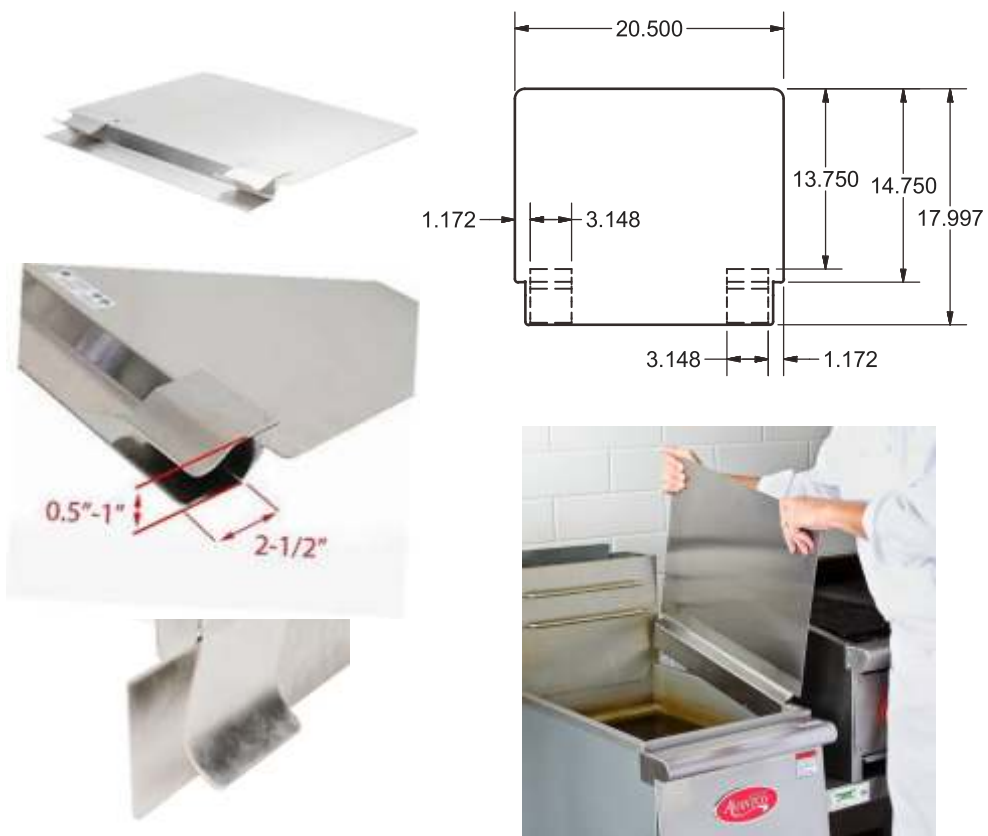
- ASTM C920 Class 25, Type S, Grade NS, Use NT, G, O
- TT-S-01543A
- TT-S-00230-C
- MIL-A-46106A
- FDA Regulation No. 21 CFR 177.2600
- VOC Compliant (23 grams/liter ASTM D2369)



Physical Properties	Test Method	Result
Viscosity	ASI Test Method	976,000 cps (Spindle 7, 4rpm)
Skin Formation Time	ASI Test Method	13 minutes (70°F, 50% RH)
Density	ASTM D1475	8.5 lbs./gal
Hardness	ASTM C661	25 (Shore A)
Extrusion Rate	ASI Test Method	362 g/min
Tensile Strength	ASTM D412	265 psi
Elongation at Break	ASTM D412	509%
Application Temperature	ASI Test Method	-35°F to 150°F
Gun Grade	ASI Test Method	Pass (Non-Slump)
QUV Testing	ASTM G154	Pass (10,000 hrs)
Service Temperature*	ASI Test Method	-50 °F to 500°F
Typical Cure Rate	ASI Test Method	24 hrs. (1/8" bead)

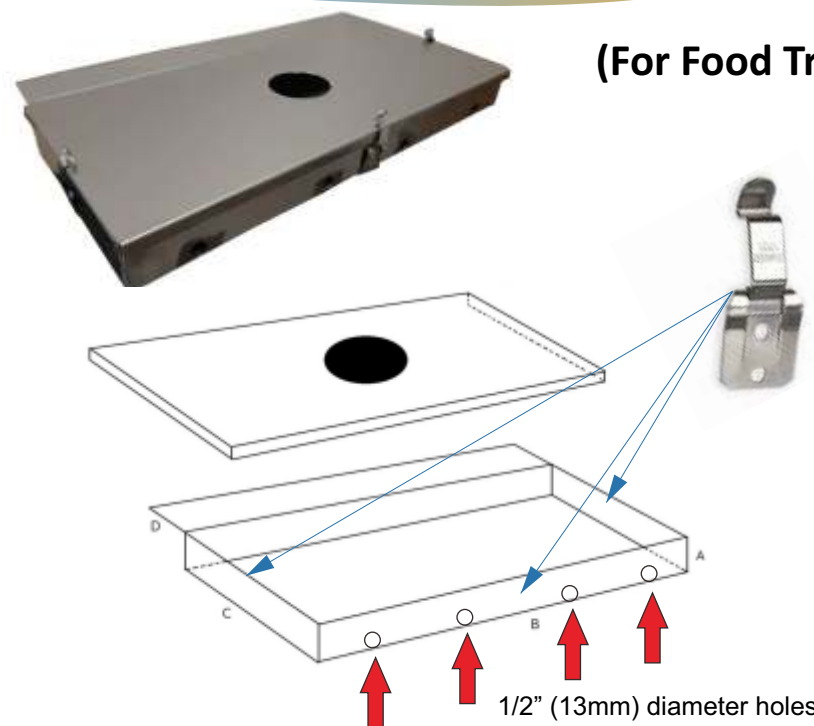
*Intermittent temperature up to 550°F. Strength will start to develop immediately and continue increasing for 7 days after application. ASI recommends testing strength and adhesion on the 7th day. ASI 600 suggested application temperature range: -35°F to 150°F. Testing should be done to confirm temperature requirements are met. Information on this data sheet can change without notice and it is therefore not recommended that these figures be used in spec writing. If you have any questions contact manufacturer's sales and technical service department.

STAINLESS STEEL FRYER SPLASH GUARD



Low Profile Grease Box

(For Food Trucks)



MODEL #	A	B	C	D
12-9090	2"	18"	8"	2"

- Low profile design, ideal for food trucks
- Provides grease collection for exhaust units
- Removable lid for easy access to grease filter
- Includes hardware for mounting to fan base and curb

SS304-Stainless Steel 3/8" Schedule 40 Fire System Drops



12" (305mm)
18" (457mm)
24" (609mm)
custom cuts



Hood-Seal Adapters



Type SS304
Pipe Size: 3/8" NPT
Hole Cut-Out : 1 1/8"
Pipe Finish: Polished



Your One-Stop Shop for Restaurant Hood Products

We are expanding!!!

We now sell Private-Label Exhaust Hoods

Add your company logo and sell as yours

All hoods are UL, NSF and ETL certified

Buy at a reduced price

We also sell the exhaust fans and make up air units from named manufacturers



Quick & Easy Guide to Measuring Hood Filters

Step 1 Prepare



Please grab ladder, tape measure and rubber gloves.



Take photograph from underneath hood.




Remove all filters from hood.

Step 2 Measure



Measure **height** (up & down with the baffles) and record below.



Measure **width** (across the baffles) and record below.



Measure **depth** and record below.


Use a New Chart for Each Hood - Hood Name:

	Height	Width	Depth		Height	Width	Depth
Filter 1				Filter 8			
Filter 2				Filter 9			
Filter 3				Filter 10			
Filter 4				Filter 11			
Filter 5				Filter 12			
Filter 6				Filter 13			
Filter 7				Filter 14			

Are there any clips to the top or bottom of the filters? Y/N

☐

Denote Hook Locations below if Applicable



Pollution Control Unit

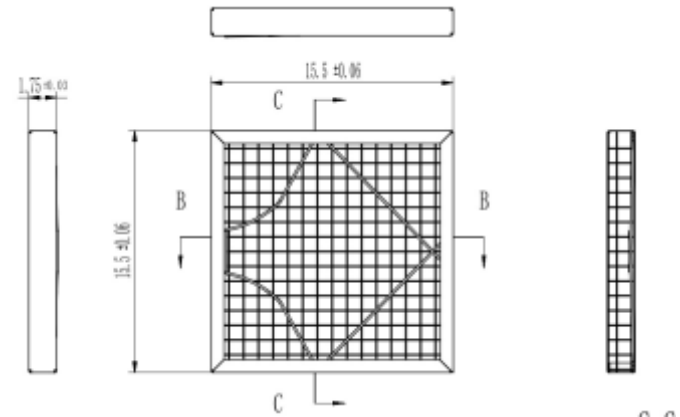

HEPA and Merv 15
16x20x4 or 20x25x4



HVAC Media Frames

Nominal Sizes
16x16x2 - 16x16x1
16x20x2 - 16x20x1
16x25x2 - 16x25x1
20x16x2 - 20x16x1
20x20x2 - 20x20x1
20x25x2 - 20x25x1

Any Custom Size Available



Fire Protection Products

3M™ Fire Barrier Duct Wrap 615+



Product Features

- Two-layer wrap for grease ducts rated as a shaft alternative per ASTM E2336
- Zero clearance to combustibles throughout the entire enclosure system for congested spaces
- Butted inner layer in 2-layer Grease Duct Applications
- One-layer wrap for fire-resistive ventilation ducts per ISO 6944 Type A
- High flexibility for installation ease
- Foil encapsulated for blanket protection, less dust, and high wrap strength
- Widest range of penetration seal systems
- Available in 24 in. x 25 ft. (609.6 mm x 7.62 m) and 48 in. x 25 ft. (1219.2 mm x 7.62 m) rolls
- Blanket adhered to foil scrim

Product Description

3M™ Fire Barrier Duct Wrap 615+ is a flexible fire-resistant wrap consisting of an inorganic fiber blanket encapsulated with a scrim-reinforced foil. The product is 11/2 in. thick, 6pcf density¹. It is used to fire rate commercial kitchen grease ducts as well as ventilation ducts. 3M™ Fire Barrier Duct Wrap 615+ is a proven alternative to 1-or 2-hour fire-resistant rated shaft enclosures for grease ducts (ICC-ES ESR-1255)



LIGHTWEIGHT FIREPROOFING FOR DUCTS

Product Description

Name	Fyrewrap Elite® 1.5 Duct Wrap.
Application	Single-layered and double-layered application around metal ducts.
Orientation	Horizontal and vertical systems.
Purpose	To achieve a fire-rate and provide a fire rating of up to 2 hours, for the following duct types: <ul style="list-style-type: none">General ventilation ductsSmoke spill/smoke exhaust ductsKitchen exhaust ductsCarpark exhaust systemsChemical/fume exhaust ductsZone pressurisation ducts
Appearance	Reinforced aluminium foil with distinctive Fyrewrap Elite® 1.5 logos printed for ease of identification.
Key Benefits	<ul style="list-style-type: none">Lightweight—up to 5 times lighter than fire sprayClean and aesthetic appearanceClean and easy installation—no meshing required.Off-site installation assisting in effective project co-ordinationNo masking requiredQuick and efficient constructionSimple repair—Tape up or replace sectionTested for mould-resistanceClear identification for fire certifying/auditing purposes



Fyrewrap Elite® 1.5 Duct Wrap Systems—Quick, clean and easy.

Introduction

Fyrewrap Elite® 1.5 duct fireproofing systems—a single layer flexible duct wrap solution for 2-hour fire-rated duct requirements. Simply put, this is the only way to go when it comes to providing passive fire protection for ductwork in commercial buildings.

Fyrewrap Elite comes ready to use as a foil finished roll to wrap around the ductwork of all configuration. It eliminates the need for messy spray applied materials, which are known to require hours of masking to avoid resulting overspray. Fyrewrap Elite results in fast, simple, cost effective and clean fireproofing while providing pleasing aesthetics. Fyrewrap Elite is beneficial for project work and planning, as it allows for other trades to be working in close vicinity to the contractors doing the duct wrapping and with careful planning, large quantities of the duct fireproofing can be completed off-site. Being up to 5 times lighter than fire sprays, this is a new revolution in duct fireproofing so insist on Fyrewrap Elite lightweight fireproofing for your next project.



Global Solutions, Direct to Your Business

joseph@globalsourcingdirect.us



INTUMESCENT SEALANT FOR PENETRATIONS AND CONSTRUCTION JOINTS

Intumescent Firestop Sealant

SpecSeal® LCI Firestop Sealant is a water-based intumescent sealant intended for a wide range of penetration and construction joint applications. LCI Sealant has excellent



ORDERING INFORMATION

Catalog Number	UPC Number	Description	(UOM) Qty.	Case Qty.	Weight (Each)
LCI300	730573011706	SpecSeal® Series LCI Intumescent Sealant 10.1 oz Tube	1	12	1.05 lbs (0.48 kg) 18.2 Cu In (300 ml)
LCI305	730573011751	SpecSeal® Series LCI Intumescent Sealant 5 Gallon Pail	1	1	61.39 lbs (27.84 kg) 1,155 Cu In (19.0L)
LCI320	730573011720	SpecSeal® Series LCI Intumescent Sealant 20 oz Sausage	1	12	1.96 lbs (0.89 kg) 36 Cu In (592 ml)
LCI329	730573011799	SpecSeal® Series LCI Intumescent Sealant 29 oz Quart Tube	1	12	2.94 lbs (1.33 kg) 52 Cu In (858 ml)

TEST STANDARDS: ASTM E814 (UL 1479), ASTM E1966 (UL 2079), CAN/ULC-S115



Fire Barrier Accessories



Product Description 1525CW

3M™ Venture Tape™ FSK Facing Tape 1525CW is a foil/scrim/kraft (FSK) lamination coated with a cold weather solvent acrylic pressure sensitive adhesive. 3M™ Venture Tape™ 1528CW is a FSK 2.5" disc version of 1525CW.

Product Features

- Cold weather adhesive performs well over a wide temperature range
- Excellent performance in demanding heat and humidity conditions
- Conforms well to irregular surfaces



Wing Seals

RPR Products manufactures its wing seals in Stainless Steel (T304, T316), Aluminum and Galvanized Steel to match the strapping being used. Our seals are precision made in house, for exact fit, ease of application and maximum binding and tensioning on strapping. Wing seals are manufactured to the follow ASTM Standards. Aluminum (ASTM B209), Stainless Steel (ASTM A-240), Galvanized (ASTM- A-653)



STRAPPING

Insul-Mate® strapping is slit from T304 and T316 (ASTM A-240), Aluminum alloy 3003, 3105 (ASTM B209) and Galvanized Steel G90 LFG (ASTM A-653). The edges are conditioned for safe handling. Aluminum in 3/8", 1/2" and 3/4" widths. Stainless Steel (T304 & T316) in 3/8", 1/2" and 3/4", T304 in 5/8" widths x .015" and .020" thickness. Galvanized in 1/2" and 3/4" widths x .020" thickness. Available in ribbon wound or 100# oscillated coils.