

Voter Turnout Levels by Race, Region, and Age

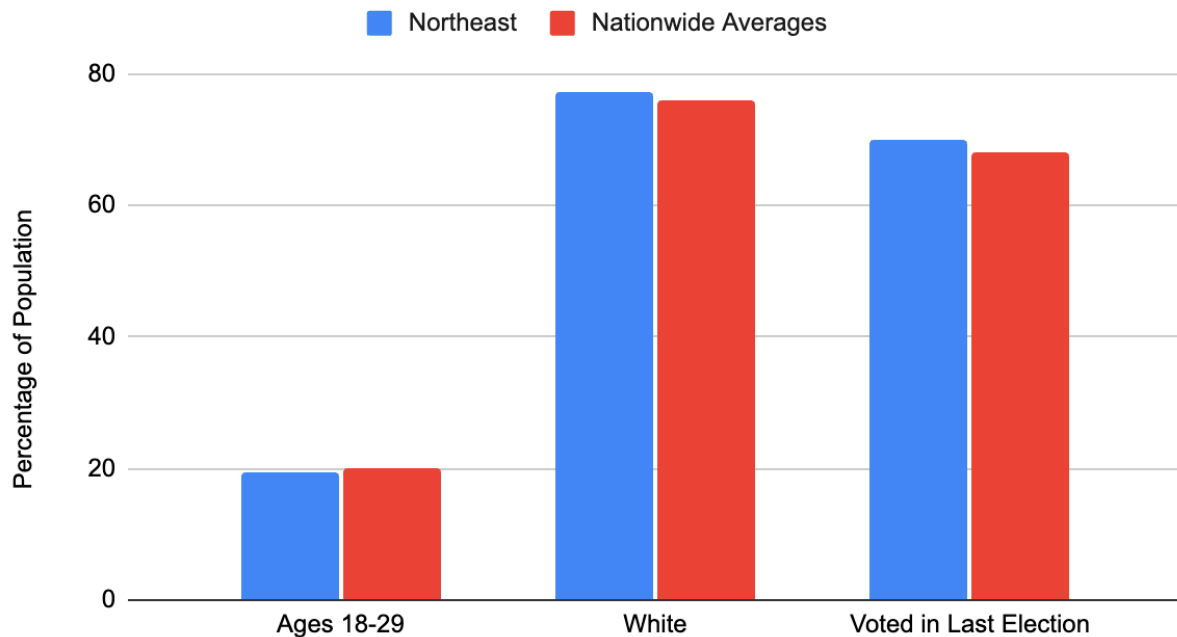
Overview: An important nationwide question is whether race and age serve as factors that impact a person's choice to vote in elections. To test the role of race and age on voter turnout, the research center at Voters2Be conducted a study looking at:

- Percentage of people by age and race in all 50 states
- Percentage of people in each state who voted in the 2020 election (last census data)
- Average percent in the 50 states of the population aged 18-29
- Average percent in the 50 states of the population that is white
- Average percent in the 50 states of the population that voted in the 2020 election

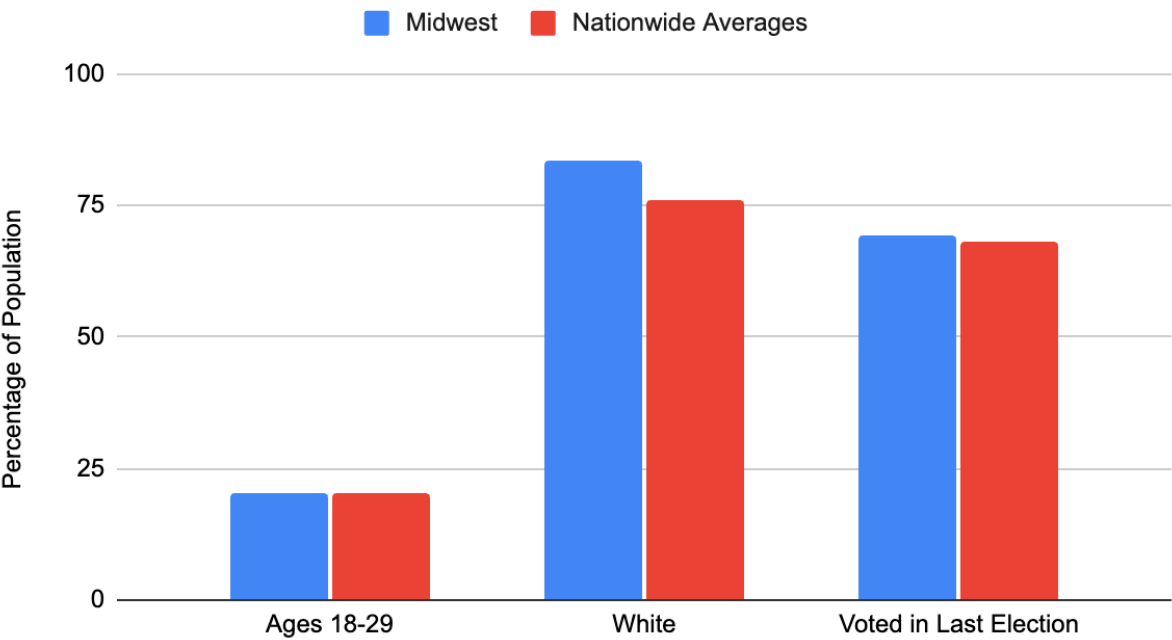
Data Analytics: With these calculations and information, averages for different regions of the United States (Northeast, Southeast, Midwest, Southwest, and West) were calculated and compared to the nationwide averages graphically. Below are the comparisons between these regions and the nationwide average for people aged 18-29, white people, and people who voted in the last presidential election. These graphs and data aim to conclude important trends that will impact Voters2Be's program strategy.

Graphs:

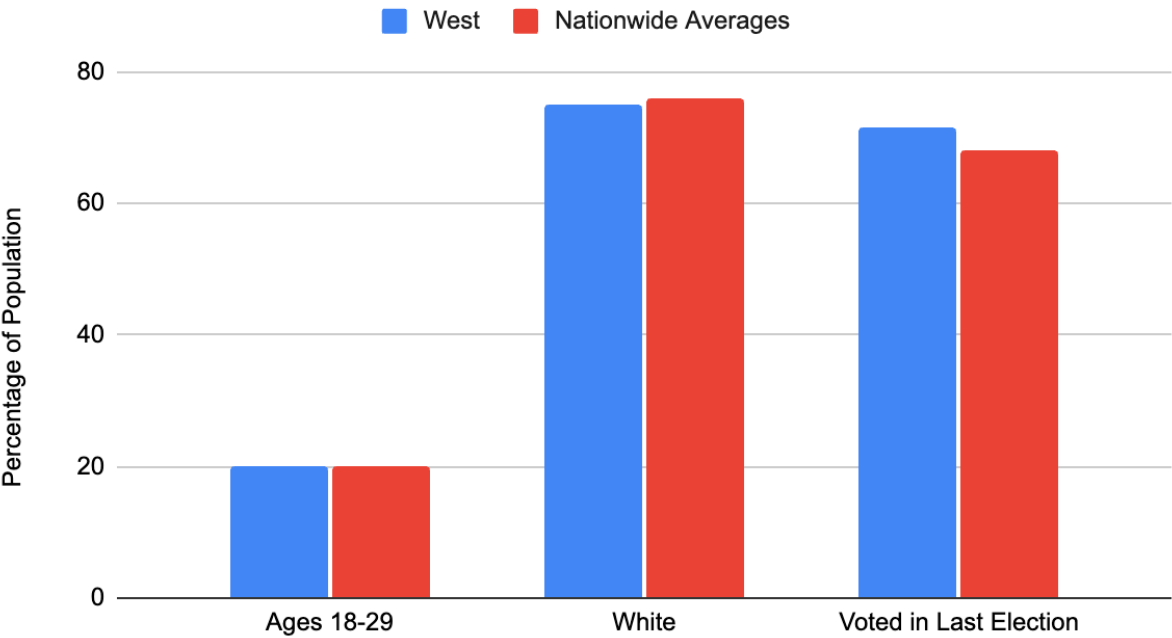
Northeast and Nationwide Averages



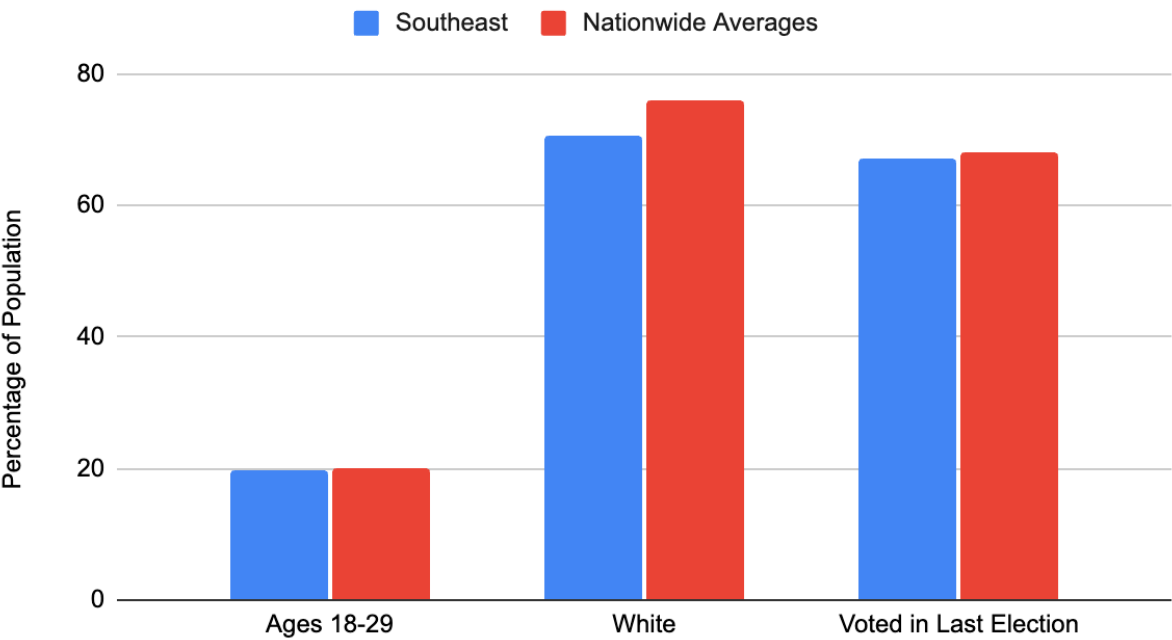
Midwest and Nationwide Averages



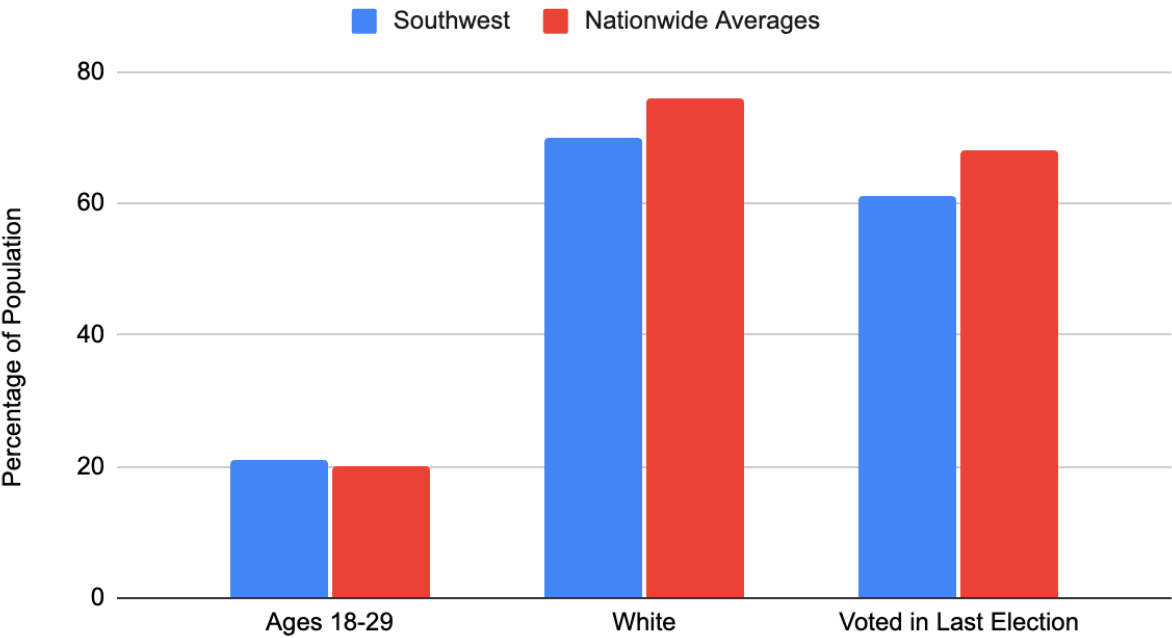
West and Nationwide Averages



Southeast and Nationwide Averages



Southwest and Nationwide Averages



Trends:

- The percentage of young voters in an area does not have a strong or direct impact on the number of people who vote in an area
- In areas with more white people than the national average, a greater percentage of people in that area voted in the last election than the percentage who did across the country
- In areas with fewer white people than the national average, a lower percentage of people in that area voted in the last election than the percentage who did across the country
- Race does have a direct impact on voter turnout

How this research impacts our work:

- We will continue to target key demographic areas with lots of diversity since data shows that these areas vote the least in elections
- We will continue to target young voters and kids with our programming
- We will expand our programming beyond teaching young voters about civic engagement. We will aim to reach other age groups since age does not have a direct impact on voter turnout
- We will expand our programming to key geographic areas and focus on creating programming in the Southwest and Southeast since these areas have lower voter turnout rates than the national average



Voters2Be

BOOSTING POLITICAL PARTICIPATION

Contact asher.voters2be@gmail.com or visit <https://voters2be.org> for more information.