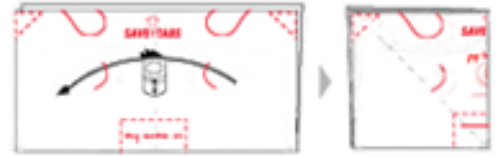
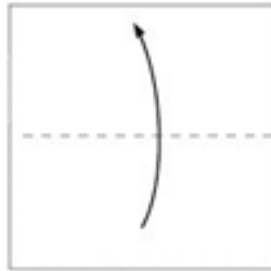


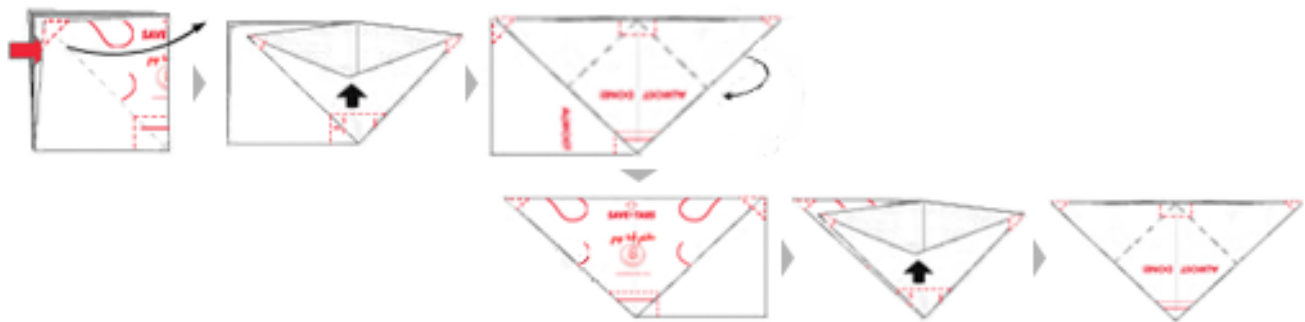
ORIGAMI BOX - INSTRUCTIONS



CUT OUT BOX FIRST

1. with the blank side up, fold box in half to make a rectangle

2. fold box in half to make a square

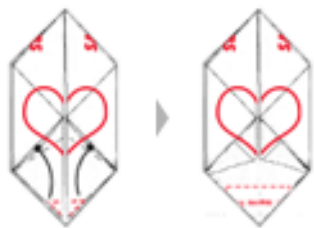


3. open square from the corner; flatten square to make a triangle; turn over and repeat

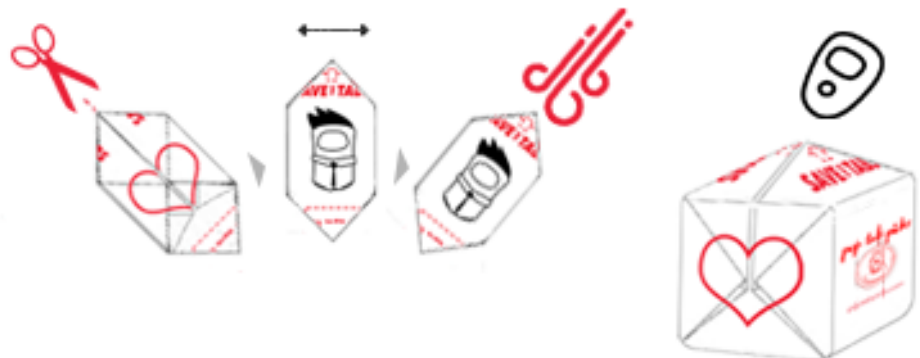


4. fold dotted corners downward to make a diamond; turn over and repeat

5. fold in the sides to complete the heart; turn over and repeat



6. fold the bottom corners upward and tuck them into the side folds; turn over and repeat



7. cut the top down the seam; fold the box to hide the side seams; and blow into the top of the box to inflate

YOU'RE READY!