

## Grove Inc


1710 Whitney Mesa Dr.  
Henderson, NV 89014  
molly@cbd.io  
(702) 489-8555  
Lic. #201999H

## Sample: 2102CNS0111.0970

Strain: 5000mg BS Cinnamon + Caffeine  
Lot #: 03321-2Q;  
Sample Received: 02/08/2021; Report Created: 02/11/2021  
Harvest Process Lot:  
METRC Batch: ; METRC Sample:

## 5000mg BS Cinnamon + Caffeine

Ingestible, Tincture



ND Total THC	5,314.7640 mg/unit Total CBD	Not Tested <i>NT</i> Water Activity	PH
-----------------	------------------------------------	---	----


### Cannabinoids

### Complete

Analyte	LOD	LOQ	Mass	Mass
	%	%	mg/unit	mg/g
CBDV	0.01300	0.01400	25.8850	0.8350
THCV	0.01000	0.01400	<LOQ	<LOQ
CBD	0.04500	0.05600	5314.7640	171.4440
CBG	0.00890	0.01400	<LOQ	<LOQ
CBDa	0.01000	0.01400	<LOQ	<LOQ
CBGa	0.00700	0.01400	<LOQ	<LOQ
CBN	0.00440	0.01400	35.4330	1.1430
Δ9-THC	0.00970	0.30000	<LOQ	<LOQ
Δ8-THC	0.01200	0.30000	<LOQ	<LOQ
CBC	0.00440	0.01400	<LOQ	<LOQ
THCa	0.00510	0.30000	<LOQ	<LOQ
CBCa	0.01100	0.01400	<LOQ	<LOQ
<b>Total</b>			<b>5376.0820</b>	<b>173.4220</b>

1 Unit = .31g  
Total THC = THCa \* 0.877 + Δ9-THC + Δ8-THC. Total CBD = CBDa \* 0.877 + CBD. LOQ = Limit of Quantitation; ND = Not Detectable, NR = Not Reported, NT = Not Tested.  
Cannabinoids analyzed per Canalysis SOP-06/SOP-14 on an Agilent 1220 HPLC-DAD.  
Unless otherwise stated all quality control samples performed within specifications established by the Laboratory.  
Notes:

2952 Meade Ave  
Las Vegas, NV  
(702) 304-7878  
<http://www.canalysislab.com>



Accreditation #101469

*Trevor Low*  
Trevor Low  
Lab Director

Confident Cannabis  
All Rights Reserved  
[support@confidentcannabis.com](mailto:support@confidentcannabis.com)  
(866) 506-5866



This product has been tested by Canalysis Laboratories using valid testing methodologies and a quality system as required by state law. Values reported relate only to the product tested. Canalysis Laboratories makes no claims as to the efficacy, safety or other risks associated with any detected or non-detected levels of any compounds reported herein. This Certificate shall not be reproduced except in full, without the written approval of Canalysis Laboratories.

## Grove Inc


1710 Whitney Mesa Dr.  
Henderson, NV 89014  
molly@cbd.io  
(702) 489-8555  
Lic. #201999H

## Sample: 2102CNS0111.0971

Strain: 5000mg BS Peppermint  
Lot #: 03321-3Q;  
Sample Received: 02/08/2021; Report Created: 02/11/2021  
Harvest Process Lot:  
METRC Batch: ; METRC Sample:

## 5000mg BS Peppermint

Ingestible, Tincture



ND Total THC	5,604.0560 mg/unit Total CBD	Not Tested NT Water Activity	PH
-----------------	------------------------------------	------------------------------------	----


### Cannabinoids

### Complete

Analyte	LOD	LOQ	Mass	Mass
	%	%	mg/unit	mg/g
CBDV	0.01300	0.01400	67.1150	2.1650
THCV	0.01000	0.01400	<LOQ	<LOQ
CBD	0.04500	0.05600	5604.0560	180.7760
CBG	0.00890	0.01400	<LOQ	<LOQ
CBDa	0.01000	0.01400	<LOQ	<LOQ
CBGa	0.00700	0.01400	<LOQ	<LOQ
CBN	0.00440	0.01400	39.8040	1.2840
Δ9-THC	0.00970	0.30000	<LOQ	<LOQ
Δ8-THC	0.01200	0.30000	<LOQ	<LOQ
CBC	0.00440	0.01400	<LOQ	<LOQ
THCa	0.00510	0.30000	<LOQ	<LOQ
CBCa	0.01100	0.01400	<LOQ	<LOQ
<b>Total</b>			<b>5710.9750</b>	<b>184.2250</b>

1 Unit = .31g  
 Total THC = THCa \* 0.877 + Δ9-THC + Δ8-THC. Total CBD = CBDa \* 0.877 + CBD. LOQ =  
 Limit of Quantitation; ND = Not Detectable, NR = Not Reported, NT = Not Tested.  
 Cannabinoids analyzed per Canalysis SOP-06/SOP-14 on an Agilent 1220 HPLC-DAD.  
 Unless otherwise stated all quality control samples performed within specifications  
 established by the Laboratory.  
 Notes: LOQs for 9THC, 8THC, and THCA comply with hemp/CBD regulatory limits.

2952 Meade Ave  
Las Vegas, NV  
(702) 304-7878  
<http://www.canalysislab.com>



*Trevor Low*  
Trevor Low  
Lab Director

Confident Cannabis  
All Rights Reserved  
support@confidentcannabis.com  
(866) 506-5866

