

# Want to know if Balloon Sinuplasty IS RIGHT FOR YOU?



The following questionnaire is intended to help define your symptoms and provide valuable information and insights for your doctor. Answer the questions, rating to the best of your ability the problems you have experienced over the past two weeks.

Patient Name: \_\_\_\_\_

Sino-Nasal Outcome Test (SNOT-22) Patient Phone: \_\_\_\_\_ Date: \_\_\_\_\_

1. Consider how severe the problem is when you experience it and how often it happens, please rate each item below on how "bad" it is by circling the number that corresponds with how you feel using this scale.	No problem	Very mild problem	Mild or slight problem	Moderate problem	Severe problem	Problem as bad as it can be		5 most important items
1. Need to blow nose	0	1	2	3	4	5		<input type="radio"/>
2. Nasal Blockage	0	1	2	3	4	5		<input type="radio"/>
3. Sneezing	0	1	2	3	4	5		<input type="radio"/>
4. Runny nose	0	1	2	3	4	5		<input type="radio"/>
5. Cough	0	1	2	3	4	5		<input type="radio"/>
6. Post-nasal discharge	0	1	2	3	4	5		<input type="radio"/>
7. Thick nasal discharge	0	1	2	3	4	5		<input type="radio"/>
8. Ear fullness	0	1	2	3	4	5		<input type="radio"/>
9. Dizziness	0	1	2	3	4	5		<input type="radio"/>
10. Ear pain	0	1	2	3	4	5		<input type="radio"/>
11. Facial pain/pressure	0	1	2	3	4	5		<input type="radio"/>
12. Decreased sense of smell/taste	0	1	2	3	4	5		<input type="radio"/>
13. Difficulty falling asleep	0	1	2	3	4	5		<input type="radio"/>
14. Wake up at night	0	1	2	3	4	5		<input type="radio"/>
15. Lack of a good night's sleep	0	1	2	3	4	5		<input type="radio"/>
16. Wake up tired	0	1	2	3	4	5		<input type="radio"/>
17. Fatigue	0	1	2	3	4	5		<input type="radio"/>
18. Reduced productivity	0	1	2	3	4	5		<input type="radio"/>
19. Reduced concentration	0	1	2	3	4	5		<input type="radio"/>
20. Frustrated/restless/irritable	0	1	2	3	4	5		<input type="radio"/>
21. Sad	0	1	2	3	4	5		<input type="radio"/>
22. Embarrassed	0	1	2	3	4	5		<input type="radio"/>

# SINUS RELIEF IS HERE.

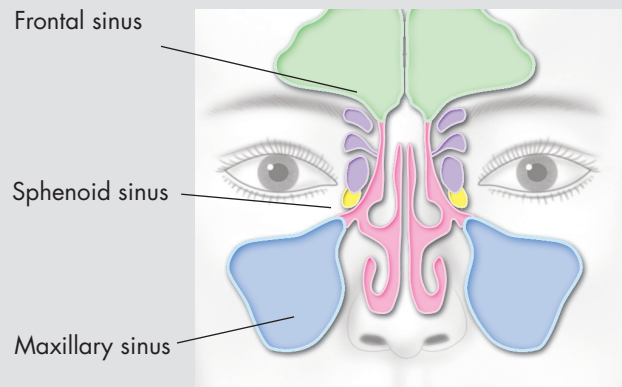
Balloon Sinuplasty (BSP) is a safe and effective sinus procedure for chronic sinusitis patients seeking relief from uncomfortable sinus pain symptoms.

## WHAT IS SINUSITIS?

Sinusitis is an inflammation of the sinus lining often caused by infections and/or blockage of the sinus openings, altering normal mucus drainage.

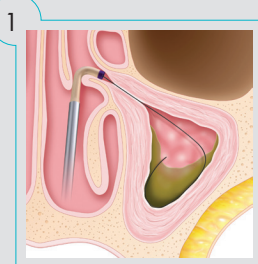
## SYMPTOMS!:

- Nasal obstruction or nasal congestion
- Thick and discolored drainage
- Decreased smell or taste
- Facial pressure, discomfort or fullness
- Headache
- Fatigue
- Bad breath
- Fever
- Upper tooth pain
- Cough
- Ear pressure

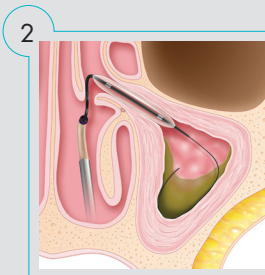


Sinus Area Close-up

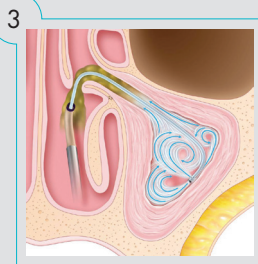
## HOW DOES BALLOON SINUPLASTY WORK?



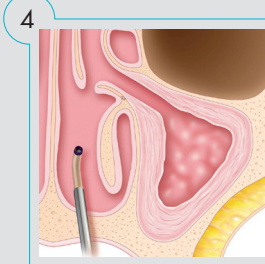
**Step 1:** A soft, flexible guidewire is inserted into the blocked sinus.



**Step 2:** The balloon is advanced over the guidewire and is inflated to gently expand the sinus opening.



**Step 3:** Fluid is sprayed into the infected sinus to flush out pus and mucus.



**Step 4:** The system is removed, leaving the sinuses open.

- SAFE -** More than 510,000 patients have been treated by physicians using Balloon Sinuplasty technology.<sup>2</sup>
- FAST RECOVERY -** While recovery time varies with each patient, many people quickly return to normal activities.<sup>3</sup>
- PROVEN -** Over 70% of patients who have the procedure say they would have it again.<sup>3</sup>
- IN-OFFICE -** Available to some patients as a procedure conducted in a doctor's office under local anesthesia.<sup>3</sup>

For more information on sinusitis or Balloon Sinuplasty, please visit [www.balloonsinuplasty.com](http://www.balloonsinuplasty.com).

1. *Adult Sinusitis*. (2016). Retrieved from [http://care.american-rhinologic.org/adult\\_sinusitis](http://care.american-rhinologic.org/adult_sinusitis) on August 23, 2016.

2. *Acclarent Procedural Data Documented on September 1, 2016*.

3. *Karanfilov B, Silvers S, Pasha R. (2013). Office-based balloon sinus dilation: a prospective, multicenter study of 203 patients. Int Forum Allergy Rhinol. 3(5):404-411.*

Balloon Sinuplasty Technology is intended for use by or under the direction of a physician. It has associated risks, including tissue and mucosal trauma, infection, or possible optic injury. Consult your physician for a full discussion of risks and benefits to determine if this procedure is right for you.