

2019 CRSK Apparel Sizing Charts

Retro T-shirts

ATC0822 - ATC™ / EUROSPUN® Ring Spun Baseball Tee

GARMENT MEASUREMENTS

Size	XS	S	M	L	XL	2XL
Chest - <i>Half Measure</i>	16 1/2"	18"	19 1/2"	21"	22 1/2"	24"
Chest - <i>Full Measure</i>	33"	36"	39"	42"	45"	48"
Body Length from HPS	27 1/2"	28 1/2"	29 1/2"	30 1/2"	31 1/2"	32 1/2"
Sleeve Length from HPS	22 1/4"	23"	23 3/4"	24 1/2"	25 1/4"	26"


Finished measurements in inches. Refer to "How to Measure" guide for detailed information on measurement instructions.

ATC0822Y - ATC™ / EUROSPUN® Ring Spun Baseball Youth Tee


GARMENT MEASUREMENTS

Size	XS	S	M	L	XL
Chest - <i>Half Measure</i>	16"	17"	18"	19"	20"
Chest - <i>Full Measure</i>	32"	34"	36"	38"	40"
Body Length from HPS	20 1/2"	22"	23 1/2"	25"	26 1/2"
Sleeve Length from HPS	16"	17"	18"	19"	20"

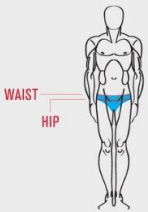
Swimsuits



SIZING CHART

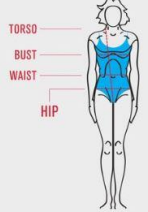


HOW TO MEASURE YOUR SUIT



WAIST
MEASURE NARROWEST PART OF TORSO

HIP
MEASURE AROUND THE FULLEST POINT OF THE HIP, KEEPING TAPE PARALLEL TO FLOOR.



BUST
MEASURE THE FULLEST PART OF THE CHEST. BE SURE TO GO OVER THE SHOULDER BLADES AT BACK.

WAIST
MEASURE NARROWEST PART OF TORSO.

HIP
MEASURE AROUND THE FULLEST POINT OF THE HIP, KEEPING TAPE PARALLEL TO FLOOR.

TORSO
START AT HIGH POINT OF SHOULDER, RUN TAPE THROUGH LEGS AND BACK UP TO STARTING POINT.

Women's suits



WOMEN

SIZE	CLASSIC STRAP, SKINNY STRAP								
	24	26	28	30	32	34	36	38	40
CHEST	27	29	31	33	35	37	39	40	43
WAIST	21	22	23	24	26	27	29	30	32
HIPS	30	31	33	35	37	38	40	41	43
TORSO	54	56	57	59	61	63	64	66	68

Jammers/Briefs

All dimensions are in Inches (in)

BOYS

SIZE	JAMMER, CLASSIC BRIEF			
	20	22	24	26
WAIST	21	23	25	27
HIPS	25	27	29	31



MEN

SIZE	JAMMER, CLASSIC BRIEF						
	28	30	32	34	36	38	40
WAIST	29	30	32	34	36	38	40
HIPS	33	35	36	38	40	42	44

Hoodies

ATCF2500 - ATC™ Everyday Fleece Hooded Sweatshirt

GARMENT MEASUREMENTS							
Size	S	M	L	XL	2XL	3XL	4XL
Chest - Half Measure	20"	22"	24"	26"	28"	30"	32"
Chest - Full Measure	40"	44"	48"	52"	56"	60"	64"
Body Length from HPS (At back)	27 1/2"	28 1/2"	29 1/2"	30 1/2"	31 1/2"	32 1/2"	33 1/2"
Sleeve Length-CB	34 1/2"	35 1/4"	36"	36 3/4"	37 1/2"	38 1/4"	39"

Finished measurements in inches. Refer to "How to Measure" guide for detailed information on measurement instructions.

ADULT General Sizing Guide							
Size	S	M	L	XL	2XL	3XL	4XL
Chest	34"-36"	38"-40"	42"-44"	46"-48"	50"-52"	54"-55"	56"-57"
Waist	29"-32"	32"-35"	35"-38"	38"-41"	41"-44"	44"-47"	47"-50"
Sleeve Length-CB	32"-33 1/2"	34"-35"	35"-36"	36"-37"	37"-38"	38"-39"	38 1/2"-39"