



RIDER SKILL TRACKS

SELF ASSESSMENT

Beginner

	Ground Skills	Riding Skills	Horse Care/ Management	Behavior & Training
Level 1	<input type="checkbox"/> Approach and halter horse <input type="checkbox"/> Basic leading skills: walk, stop, turn, back	<input type="checkbox"/> Put on saddle and bridle <input type="checkbox"/> Ride walk, sitting trot on lead or lunge line	<input type="checkbox"/> Fully groom a horse	<input type="checkbox"/> Demonstrate knowledge of basic horse body language <input type="checkbox"/> Describe basic communication with the horse (reinforcement)
Level 2	<input type="checkbox"/> Demonstrate ability to create and maintain connection with horse at liberty	<input type="checkbox"/> Ride walk and trot independently <input type="checkbox"/> Ride posting trot	<input type="checkbox"/> Identify external parts of a horse <input type="checkbox"/> Identify parts of the saddle and bridle, and show how to take apart and clean both <input type="checkbox"/> Clean a stall <input type="checkbox"/> Identify common feedstuffs for horses	<input type="checkbox"/> Describe two ways a problem behavior could be changed
Level 3	<input type="checkbox"/> Improve leading skills – starting basic training <input type="checkbox"/> Show a turn on the forehand and a turn on the haunch while leading	<input type="checkbox"/> Ride canter on lunge line or straight lines <input type="checkbox"/> Ride basic patterns at walk: circle, figure 8, and diagonals <input type="checkbox"/> Demonstrate two-point at walk and trot	<input type="checkbox"/> Describe average horse diet <input type="checkbox"/> Make adjustments to saddle and bridle to correctly fit	<input type="checkbox"/> Describe example of classical conditioning <input type="checkbox"/> Complete horse behavior observation log <input type="checkbox"/> Identify signs of a horse in pain

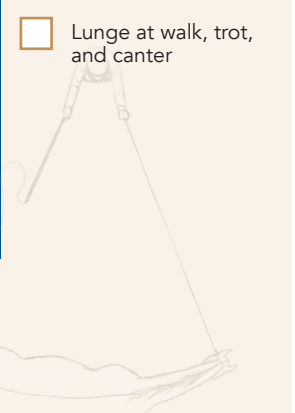
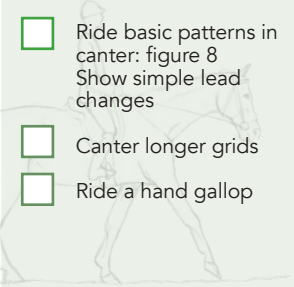
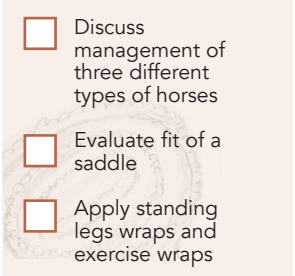

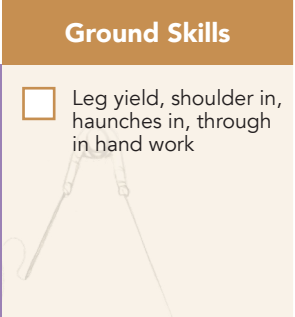


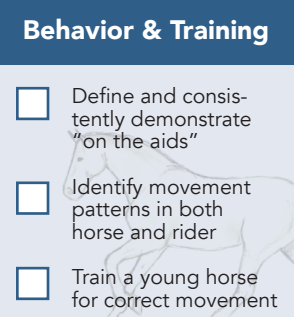

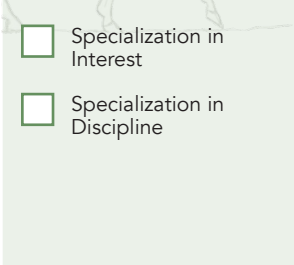
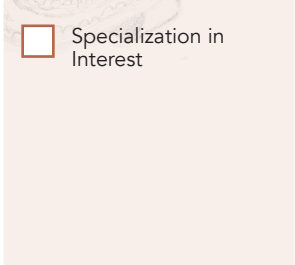
Intermediate

	Ground Skills	Riding Skills	Horse Care/ Management	Behavior & Training
Level 1	<input type="checkbox"/> Lunge a horse at walk <input type="checkbox"/> Demonstrate basic inhand work	<input type="checkbox"/> Ride patterns at posting trot <input type="checkbox"/> Show ability to maintain two-point at trot <input type="checkbox"/> Ride back up <input type="checkbox"/> Walk and trot ground poles	<input type="checkbox"/> Identify skeletal anatomy <input type="checkbox"/> Take horse vital signs <input type="checkbox"/> Describe common illnesses and their symptoms	<input type="checkbox"/> Identify movement patterns in a horse (recognizing lameness, good posture for weight bearing, etc) <input type="checkbox"/> Teach a new behavior using positive and negative reinforcement
Level 2	<input type="checkbox"/> Lunge in walk and trot	<input type="checkbox"/> Ride canter patterns: circle, change of direction across arena <input type="checkbox"/> Show ability to ride outside arena <input type="checkbox"/> Jump crossrail in a grid <input type="checkbox"/> Steadiness of position and hand to maintain contact <input type="checkbox"/> Ride "beginner leg yield" <input type="checkbox"/> Show a turn on the forehand and a turn on the haunch	<input type="checkbox"/> Discuss equine perception, differences in brain and behavior of humans and horses <input type="checkbox"/> Identify parts of the hoof and discuss common problems <input type="checkbox"/> Explain three potential problems caused by dental problems	<input type="checkbox"/> Desensitize a horse to "something scary" – <input type="checkbox"/> Discuss methods of desensitization



RIDER SKILL TRACKS

SELF ASSESSMENT

		Ground Skills	Riding Skills	Horse Care/ Management	Behavior & Training	
Intermediate	Level 3	<input type="checkbox"/> Lunge at walk, trot, and canter 	<input type="checkbox"/> Ride basic patterns in canter: figure 8 Show simple lead changes <input type="checkbox"/> Canter longer grids <input type="checkbox"/> Ride a hand gallop 	<input type="checkbox"/> Discuss management of three different types of horses <input type="checkbox"/> Evaluate fit of a saddle <input type="checkbox"/> Apply standing legs wraps and exercise wraps <input type="checkbox"/> Administer basic veterinary procedures: oral meds, ophthalmic meds, IM injection 	<input type="checkbox"/> Demonstrate ability to improve horse's movement <input type="checkbox"/> Discuss training scale <input type="checkbox"/> Show ability to improve a "problem behavior" 	
		<th>Ground Skills</th> <th>Riding Skills</th> <th>Horse Care/ Management</th> <th>Behavior & Training</th>	Ground Skills	Riding Skills	Horse Care/ Management	Behavior & Training
		<input type="checkbox"/> Leg yield, shoulder in, haunches in, through in hand work 	<input type="checkbox"/> Ride shoulder fore, shoulder in, and haunches in <input type="checkbox"/> Ride a leg yield and sidepass 	<input type="checkbox"/> Able to create full management plans for multiple types of horses 	<input type="checkbox"/> Define and consistently demonstrate "on the aids" <input type="checkbox"/> Identify movement patterns in both horse and rider <input type="checkbox"/> Train a young horse for correct movement 	
Advanced	Level 2	<input type="checkbox"/> Specialization in Interest <input type="checkbox"/> Specialization in Discipline 	<input type="checkbox"/> Specialization in Interest <input type="checkbox"/> Specialization in Discipline 	<input type="checkbox"/> Specialization in Interest 	<input type="checkbox"/> Specialization in Interest 