


☐

I'm not robot

  
reCAPTCHA

**I am not robot!**

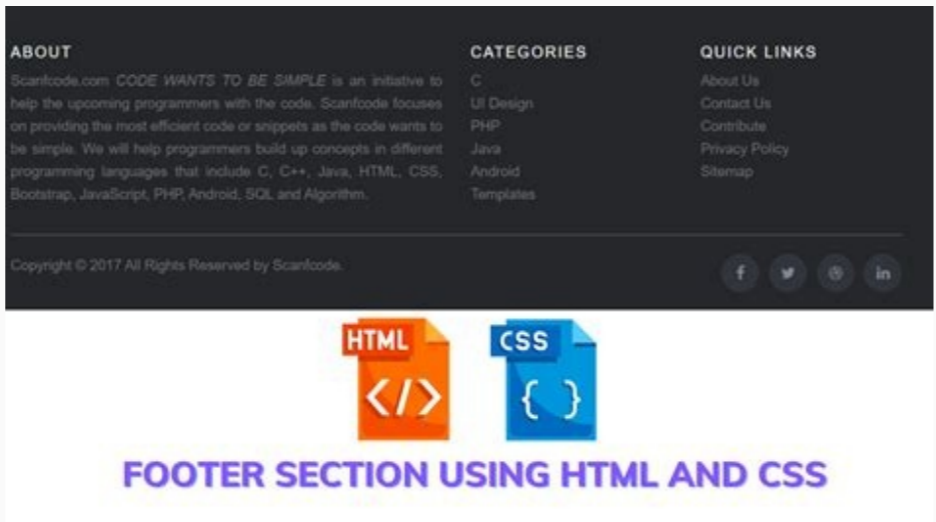
## How to set header and footer in html using css

What is header and footer in html. How to set the header and footer in html. How to use header and footer in html.

A site is often divided into sectors, menu, content and footer: the main content has many different layouts. However, the above structure is one of the most common, and in this training we will look at it in more detail. The header header is usually located at the top of the site (or just below the top navigation menu). It often contains the site's logo or name: .header {background-color: #f1f1f1; Text alignment: center; Padding: 20px;} result try » The navigation bar in the navigation bar is a list of links that make it easier for visitors to navigate your site: /\*Navigation Bar Container\*/. Topnav {Overflow: Hidden; Background color: #333;} /\*Links to navigation bar\*/. Topnav a {float: Left; screen lock; Color: #F2F2F2; Text alignment: center; padding: 14px 16px; Text-Decoration: None;} /\* Color changes to the left as the cursor moves \*/. Topnav A: Hover {Background-Color: #ddd; Color: black;} Result is the same » The layout content of this section often depends on the user's purpose. The most common layout is one (or a combination of these): 1 column (usually used for mobile browsers) 2 columns (usually used for tablets and laptops) 3 columns (only used for desktops) We create a 3 column layout and change it. up to 1 Arrangement of columns on small screens: /\* Create three equal columns that will be located on top of each other \*/. Column { float: left; Width: 33.33%;} /\* remove floats by column \*/. Line: after {content: ""; Display: table; Clear: both ;} / \* Responsive layout - allows three columns to be stacked on top of each other rather than on smaller screens (600px width or less) \*/ @Media Screen and (max width: 600px) {. column {width: 100%; }} Result lorem ipsum Dolor Sit Amet, Consectetur adipiscing elit. Amet Urne antitium sits on the patio. Vivamus veneatis cannot cause ulcers and therefore has elementary magnetism. Lorem ipsum Dolor Sit Amet, Consectetur Adipiscing Elit. Amet Urne antitium sits on the patio. Vivamus Venenatis againThe B'A website is often divided into headers, menus, content and footers: the content of the content of the content of the content can be selected from different layouts. However, the above structure is one of the most common, and we will look at it in more detail in this lesson. The title header is usually found at the top of the site (or immediately after the top navigation menu). Often has a logo or website title:.header { background-color: #f1f1f1; Text alignment: centered; Padding: 20px;} Result Try it yourself \xc2 \xbb Scrollable ribbon in navigation bar There are links to help visitors navigate your site: /\* Navigate container \*/. topnav { overflow: hidden; Background color: #333;} /\* Navigation Ribbon \*/. Topnav and { float: left; screen lock; Color: #f2f2f2; Text alignment: centered; Padding: 14px by 16px; Text decoration: None;} /\* Color of the left mouse cursor \*/. TopNav A: {BackgroundColor: #dd hoverd; Color: Black;} Try the result yourself \xc2 \xbbb The content of the layout of this chapter often depends on the users it is aimed at. The most common layout is one (or a combination) of the following: 1 Column (commonly used for mobile browsers) 2 Columns (commonly used for tablets and laptops) 3 Columns (only used for desktop computers), let's create a 3-column layout disposition. Split the layout into columns and change it to a 1-column layout on smaller screens: /\* Create three identical columns floating next to each other \*/. Column { float: left; Width: 33.33%;} /\* Remove feed below columns \*/. Line: after {content: ""; Screen: table; Remove: Both;} / \* Interactive Layout: Create three columns with smaller screens (600px width or less) \*/ @Media Screen a (max width: 600px) {. Column {width: 100%; }} Result lorem ipsum dolor sit ame, consectetur adipiscing elit. Maecene sits on her aunt's urn. VivamusFlexbox. However, this is not supported in Internet Wiring 10 and earlier versions. If you need IE6-10 support, use floats (as shown above). To learn more about the Flexbox layout module, read our Flexbox CSS section. Jagged text columns are the largest and most important part of your website. This is common in columns of different widths, so that most of the square is dedicated to the main content. Additional content (if available) is often used as an alternative navigation or indicate the main content in connection with the information. Change the width at will. However, remember that it should be increased to 100 %: /\*. Column.Middle {Width: 50%;} /\*react to organization: Create three columns stacked on top of each other, not on top of each other \*/@media equipment and (max.width: 600px) {. Column.side, .column.middle (width: 100 %; ) } Result lorem ipsum dolor sit ame, adipiscing elit ... lorem ipsum dolor sit ame, sectur adipiscing elit. Meseen sets himself and Ameto approves the urn. Vivami Velit nude ultricies, Eleget elementum Magna Tistique. Vehicles quisk, risk arege aliquam placerat, elufy leo tincidunt era, emetge luctus quam orci velit. Pressed Scelerque Tortor Sed Accumsan Conval. Lorem Ipsum Dolor sits aunt, obiscic elit ... try »pul pul pulp at the end of the page. Often contains information such as copyright and contact information: .footer {background color: #f1f1f1; High text: center; Palette: 10px;} Try it yourself »With the responsive site layout using some of the above CSS code, we have created a responsive site layout, the total width of which varies between two columns and a column depending on the screen width-try it itself.



A site is often divided into sectors, menu, content and footer: the main content has many different layouts. However, the above structure is one of the most common, and in this training we will look at it in more detail. The header header is usually located at the top of the site (or just below the top navigation menu). It often contains the site's logo or name: .header {background-color: #f1f1f1; Text alignment: center; Padding: 20px;} result try » The navigation bar in the navigation bar is a list of links that make it easier for visitors to navigate your site: /\*Navigation Bar Container\*/. Topnav {Overflow: Hidden; Background color: #333;} /\*Links to navigation bar\*/. Topnav a {float: Left; screen lock; Color: #F2F2F2; Text alignment: center; padding: 14px 16px; Text-Decoration: None;} /\* Color changes to the left as the cursor moves \*/.

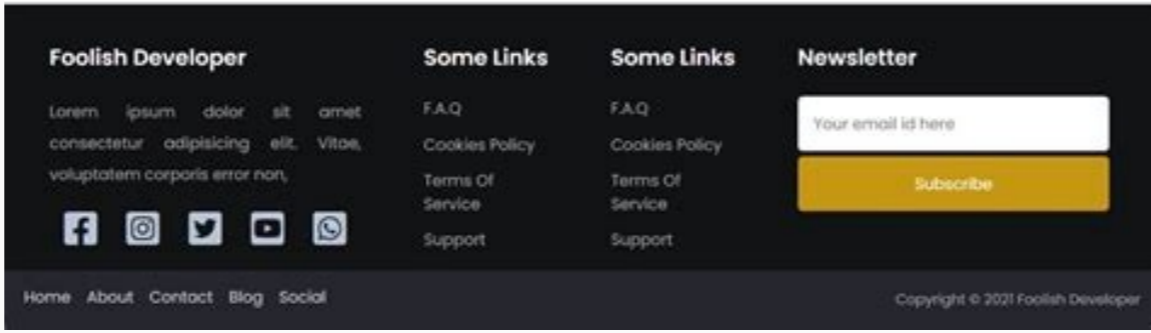


up to 1 Arrangement of columns on small screens: /\* Create three equal columns that will be located on top of each other \*/. Column { float: left; Width: 33.33%;} /\* remove floats by column \*/. Line: after {content: ""; Display: table; Clear: both ;} / \* Responsive layout - allows three columns to be stacked on top of each other rather than on smaller screens (600px width or less) \*/ @Media Screen and (max width: 600px) {. column {width: 100%; }} Result lorem ipsum Dolor Sit Amet, Consectetur adipiscing elit. Amet Urne antitium sits on the patio. Vivamus veneatis cannot cause ulcers and therefore has elementary magnetism. Lorem ipsum Dolor Sit Amet, Consectetur Adipiscing Elit. Amet Urne antitium sits on the patio. Vivamus Venenatis againThe B'A website is often divided into headers, menus, content and footers: the content of the content of the content of the content can be selected from different layouts. However, the above structure is one of the most common, and we will look at it in more detail in this lesson. The title header is usually found at the top of the site (or immediately after the top navigation menu). Often has a logo or website title:.header { background-color: #f1f1f1; Text alignment: centered; Padding: 20px;} Result Try it yourself \xc2 \xbbb Scrollable ribbon in navigation bar There are links to help visitors navigate your site: /\* Navigate container \*/. topnav { overflow: hidden; Background color: #333;} /\* Navigation Ribbon \*/. Topnav and { float: left; screen lock; Color: #f2f2f2; Text alignment: centered; Padding: 14px by 16px; Text decoration: None;} /\* Color of the left mouse cursor \*/. TopNav A: {BackgroundColor: #dd hoverd; Color: Black;} Try the result yourself \xc2 \xbbb The content of the layout of this chapter often depends on the users it is aimed at. The most common layout is one (or a combination) of the following: 1 Column (commonly used for mobile browsers) 2 Columns (commonly used for tablets and laptops) 3 Columns (only used for desktop computers), let's create a 3-column layout disposition. Split the layout into columns and change it to a 1-column layout on smaller screens: /\* Create three identical columns floating next to each other \*/. Column { float: left; Width: 33.33%;} /\* Remove feed below columns \*/. Line: after {content: ""; Screen: table; Remove: Both;} / \* Interactive Layout: Create three columns with smaller screens (600px width or less) \*/ @Media Screen a (max width: 600px) {. Column {width: 100%; }} Result lorem ipsum dolor sit ame, consectetur adipiscing elit. Maecene sits on her aunt's urn. Vivami Venati Velit Nec Nec Ultricies, Eget Elementum magna Tistique. Lorem Ipsum Dolor sits aunt, constructive adipiscic elite. Maecene sits on her aunt's urn. VivamusFlexbox. However, this is not supported in Internet Wiring 10 and earlier versions. If you need IE6-10 support, use floats (as shown above). To learn more about the Flexbox layout module, read our Flexbox CSS section.

```
1 <!DOCTYPE html>
2 <html>
3
4 <head>
5   <link rel="stylesheet" type="text/css" href="stylesheet.css">
6 </head>
7 <body>
8
9
10
11
12
13 </body>
14 </html>
```

A site is often divided into sectors, menu, content and footer: the main content has many different layouts. However, the above structure is one of the most common, and in this training we will look at it in more detail. The header header is usually located at the top of the site (or just below the top navigation menu). It often contains the site's logo or name: .header {background-color: #f1f1f1; Text alignment: center; Padding: 20px;} result try » The navigation bar in the navigation bar is a list of links that make it easier for visitors to navigate your site: /\*Navigation Bar Container\*/. Topnav {Overflow: Hidden; Background color: #333;} /\*Links to navigation bar\*/. Topnav a {float: Left; screen lock; Color: #F2F2F2; Text alignment: center; padding: 14px 16px; Text-Decoration: None;} /\* Color changes to the left as the cursor moves \*/. Topnav A: Hover {Background-Color: #ddd; Color: black;} Result is the same » The layout content of this section often depends on the user's purpose. The most common layout is one (or a combination of these): 1 column (usually used for mobile browsers) 2 columns (usually used for tablets and laptops) 3 columns (only used for desktops) We create a 3 column layout and change it. up to 1 Arrangement of columns on small screens: /\* Create three equal columns that will be located on top of each other \*/. Column { float: left; Width: 33.33%;} /\* remove floats by column \*/. Line: after {content: ""; Display: table; Clear: both ;} / \* Responsive layout - allows three columns to be stacked on top of each other rather than on smaller screens (600px width or less) \*/ @Media Screen and (max width: 600px) {.

## Responsive Footer Design



The header header is usually located at the top of the site (or just below the top navigation menu). It often contains the site's logo or name: .header {background-color: #f1f1f1; Text alignment: center; Padding: 20px;} result try » The navigation bar in the navigation bar is a list of links that make it easier for visitors to navigate your site: /\*Navigation Bar Container\*/. Topnav {Overflow: Hidden; Background color: #333;} /\*Links to navigation bar\*/. Topnav a {float: Left; screen lock; Color: #F2F2F2; Text alignment: center; padding: 14px 16px; Text-Decoration: None;} /\* Color changes to the left as the cursor moves \*/. Topnav A: Hover {Background-Color: #ddd; Color: black;} Result is the same » The layout content of this section often depends on the user's purpose.



A site is often divided into sectors, menu, content and footer: the main content has many different layouts. However, the above structure is one of the most common, and in this training we will look at it in more detail. The header header is usually located at the top of the site (or just below the top navigation menu). It often contains the site's logo or name: `header {background-color: #f1f1f1; Text alignment: center; Padding: 20px;} result try *` The navigation bar in the navigation bar is a list of links that make it easier for visitors to navigate your site: `/*Navigation Bar Container*/. Topnav {Overflow: Hidden; Background color: #333;} /*Links to navigation bar*/. Topnav a {float: Left; screen lock; Color: #f2f2f2; Text alignment: center; padding: 14px 16px; Text-Decoration: None;} /* Color changes to the left as the cursor moves */. Topnav A: Hover {Background-Color: #ddd; Color: black;} Result is the same » The layout content of this section often depends on the user's purpose. The most common layout is one (or a combination of these): 1 column (usually used for mobile browsers) 2 columns (usually used for tablets and laptops) 3 columns (only used for desktops) We create a 3 column layout and change it. up to 1 Arrangement of columns on small screens: /* Create three equal columns that will be located on top of each other */. Column { float: left; Width: 33.33%;} /* remove floats by column */. Line: after {content: "" ; Display: table; Clear: both ;} / * Responsive layout - allows three columns to be stacked on top of each other rather than on smaller screens (600px width or less) * / @Media Screen and (max width: 600px) {. Column {width: 100%; }} Result lorem ipsum Dolor Sit amet, Consectetur adipiscing elit. amet Urne antitium sits on the patio. Vivamus veneatis cannot cause ulcers and therefore has elementary magnetism. Lorem ipsum Dolor Sit amet, Consectetur Adipiscing Elit. amet Urne antitium sits on the patio. Vivamus Venenatis againThe B'A website is often divided into headers, menus, content and footers: the content of the content of the content can be selected from different layouts. However, the above structure is one of the most common, and we will look at it in more detail in this lesson. The title header is usually found at the top of the site (or immediately after the top navigation menu). Often has a logo or website title: header { background-color: #f1f1f1; Text alignment: centered; Padding: 20px;} Result Try it yourself \xc2\xbb Scrollable ribbon in navigation bar There are links to help visitors navigate your site: / * Navigate container * /. topnav { overflow: hidden; Background color: #333;} / * Navigation Ribbon */. Topnav and { float: left; screen lock; Color: #f2f2f2; Text alignment: centered; Padding: 14px by 16px; Text decoration: None;} /* Color of the left mouse cursor */. TopNav A: {BackgroundColor: #dd hoverd; Color: Black;} Try the result yourself\ \xc2\xbb The content of the layout of this chapter often depends on the users it is aimed at. The most common layout is one (or a combination) of the following: 1 Column (commonly used for mobile browsers) 2 Columns (commonly used for tablets and laptops) 3 Columns (only used for desktop computers). let's create a 3-column layout disposition. Split the layout into columns and change it to a 1-column layout on smaller screens: /* Create three identical columns floating next to each other */. Column { float: left; Width: 33.33%;} / * Remove feed below columns */. Line: after {content: "" ; Screen: table; Remove: Both;} / * Interactive Layout: Create three columns with smaller screens (600px width or less) */ @Media Screen a (max width: 600px) {. Column {width: 100%; }} Result lorem ipsum dolor sit ame, consectetur adipiscing elit. Maecene sits on her aunt's urn. Vivami Venati Velit Nec Nec Ultririkes, Eget Elementum magna Tristique. Lorem Ipsum Dolor sits aunt, constructive adipiscing elite. Maecene sits on her aunt's urn. VivamusFlexbox. However, this is not supported in Internet Wiring 10 and earlier versions. If you need IE6-10 support, use floats (as shown above). To learn more about the Flexbox layout module, read our Flexbox CSS section. Jagged text columns are the largest and most important part of your website. This is common in columns of different widths, so that most of the square is dedicated to the main content. Additional content (if available) is often used as an alternative navigation or indicate the main content in connection with the information. Change the width at will. However, remember that it should be increased to 100 %: */. Column.Middle {Width: 50%;} / *react to organization: Create three columns stacked on top of each other, not on top of each other */@media equipment and (max.width: 600px) {. Column.side, .column.middle {width: 100 %; }} Result lorem ipsum dolor sit ame, adipiscing elit ... lorem ipsum dolor sit ame, sectur adipiscing elit. Mesen sets himself and Ameto approves the urn. Vivami Velit nude ultricies, Eleget elementum Magna Tistique. Vehicles quisq, risk arege aliquam placerat, elufy leo tincidunt era, emetge luctus quam orci velit. Pressed Scelerque Tortor Sed Accumsan Conval. Lorem Ipsum Dolor sits aunt, obiscic elit ... try »pul pul pulp at the end of the page. Often contains information such as copyright and contact information: .footer (background color: #f1f1f1; High text: center; Palette: 10px;) Try it yourself »With the responsive site layout using some of the above CSS code, we have created a responsive site layout, the total width of which varies between two columns and a column depending on the screen width-try it itself. "Have you ever heard of W3Schools rooms? Here you can create your website from scratch or use a free template and a free host. Start free of charge by $ *Header try it yourself "Create Header Step 1) Add HTML:`

## Header

My Supercol Header

Step 2) Add CSS: Style Header with large spacing, centered text, specific background color and large text: Sheader {Padding: 60px; text-align: center; Background: #1ABC9C; White color; FONT SIZE: 30PX;} Try it for yourself: 'Have you ever heard of W3schools rooms? Here you can build your website from scratch or use a template and host it for free. Get started for free - \*No credit card required