

PEQ Individual Nursing Registration Platform

Step By Step Guide

2025



Academic Operation Adminstration

 www.peq.app

 support@peq.app

 Riyadh Second Health Cluster

Introduction

Welcome to the PEQ Registration Platform. This guide is designed to assist individual nursing trainees, including interns and those seeking clinical attachments, in successfully registering for designated training programs. By carefully following the step-by-step instructions provided, you will be able to navigate the application process efficiently.

To ensure a smooth registration experience, please ensure you have all necessary documentation readily available before commencing the process. This includes, but is not limited to, the completed individual registration form, a request letter, academic transcripts, and your National ID.


Applicants seeking clinical attachments are additionally required to submit documentation such as SCFHS registration, malpractice insurance, and a no-objection letter from their current employer (if applicable).


Should you encounter any difficulties or have questions during the registration process, please utilize the platform's help section or contact the PEQ support team for assistance.

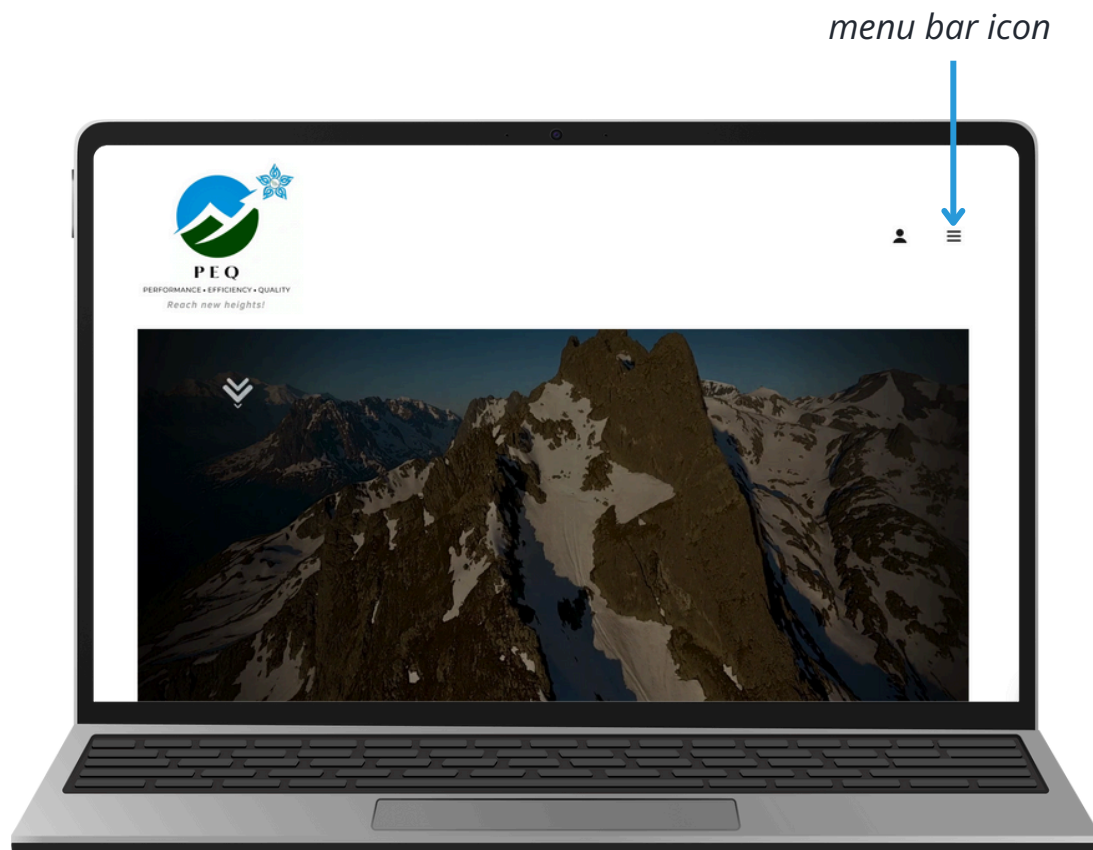


1. Accessing the Platform

- Open a web browser and navigate to www.peq.app.

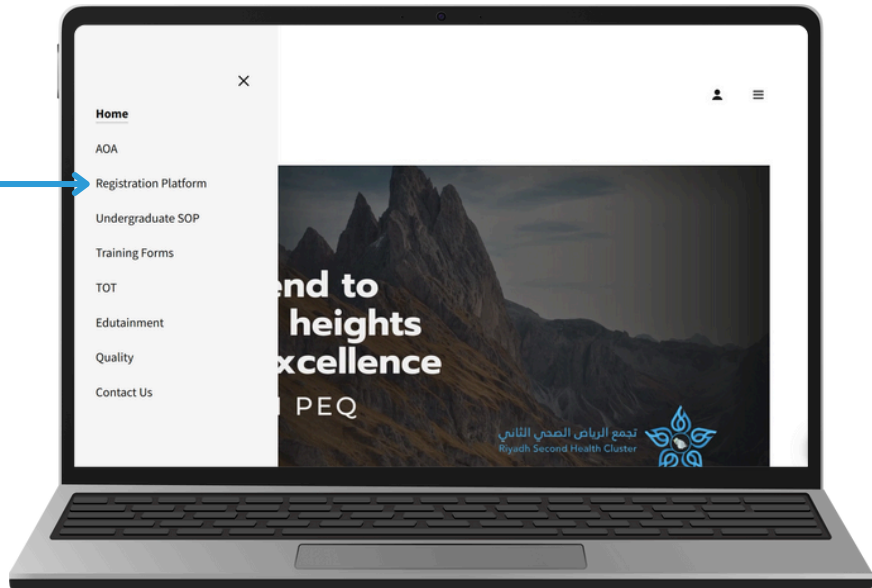


- Locate the menu bar icon  situated in the top right corner of the webpage and click on it.

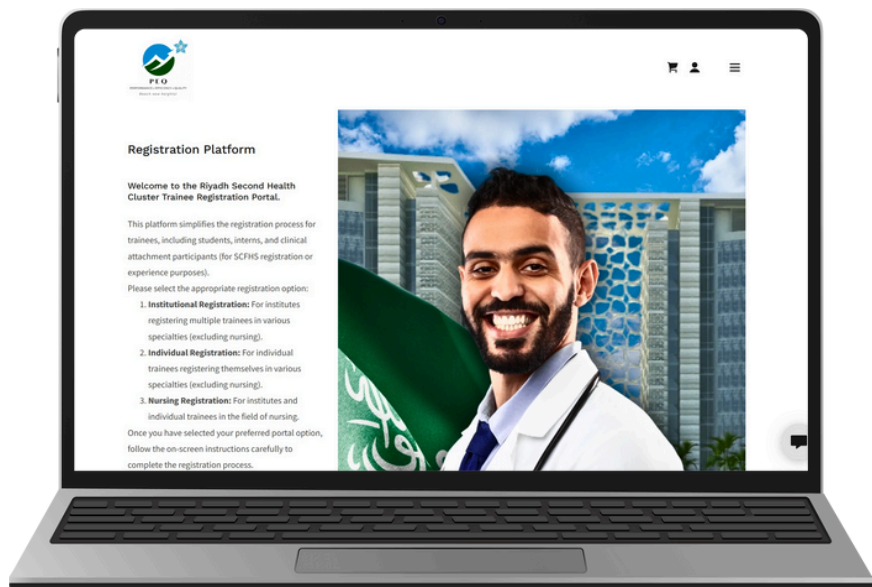


2. Registration Portal

From the displayed menu, select "Registration Platform."

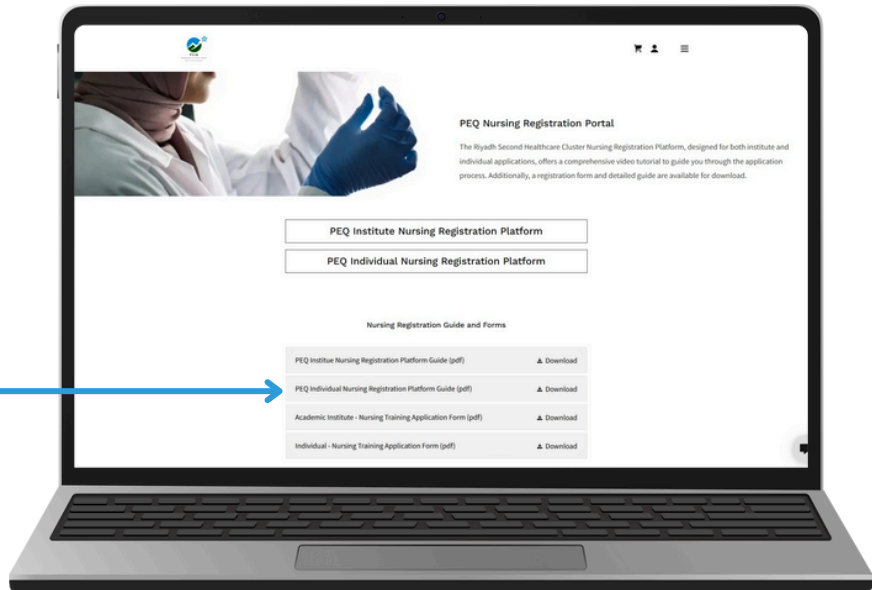


Follow the on-screen instructions to familiarize yourself with the various platforms available and the corresponding application procedures.

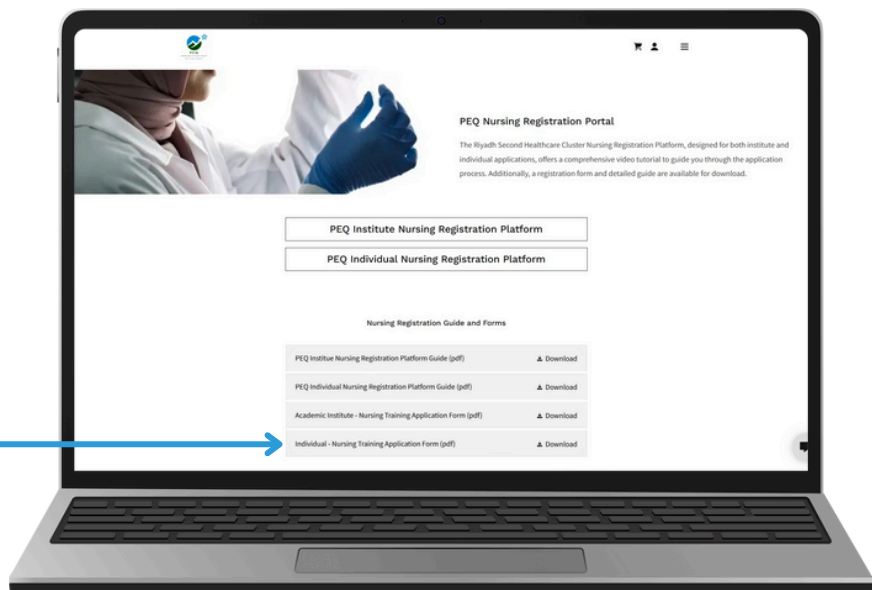


3. Review Instruction Guide

Scroll down to the "Nursing Registration Platform" and carefully review the individual instruction guide before completing the registration form.

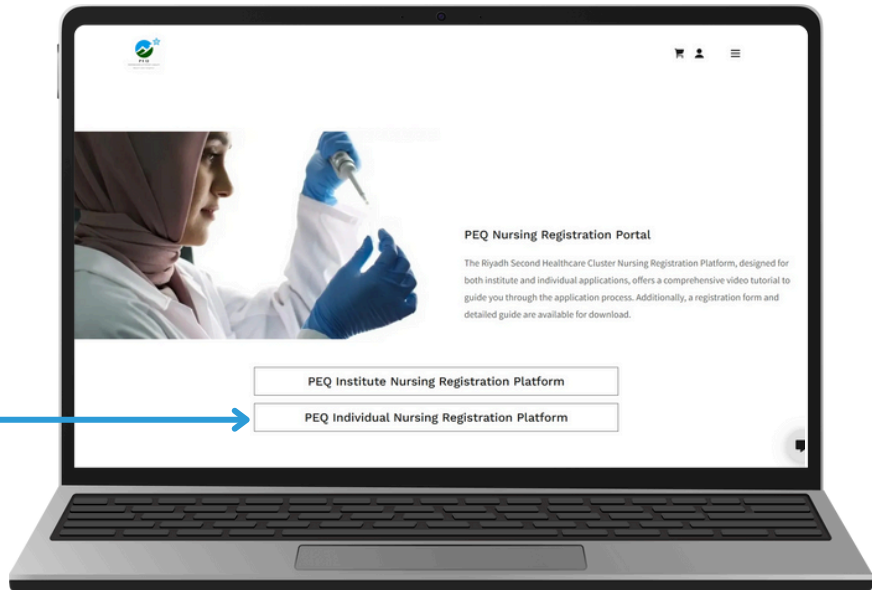


Download the "Individual Registration Form" and complete it accurately. This form will be required as part of the upload process on our platform.

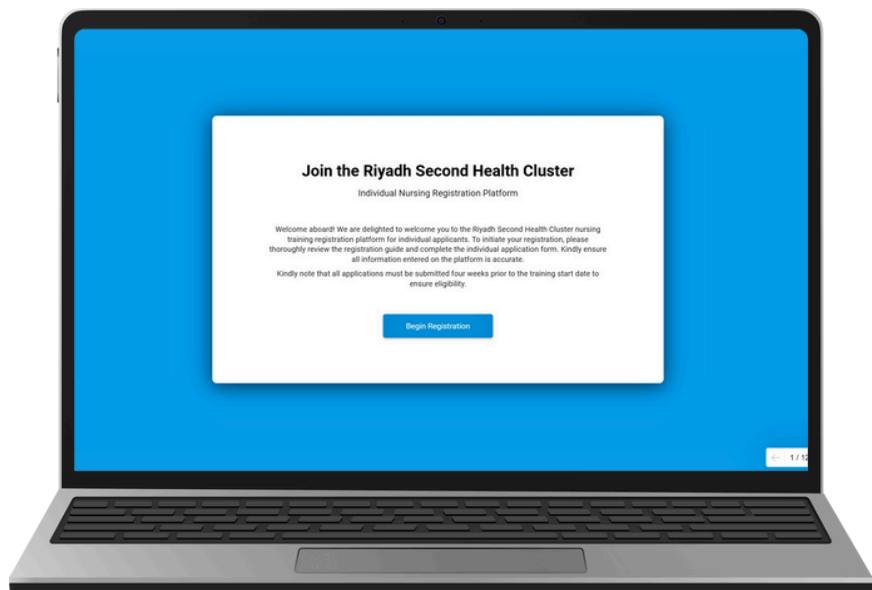


4. Start Registration

Initiate the registration process by clicking the "PEQ Individual Nursing Registration Platform" button on the designated PEQ registration page.




The registration process begins by downloading the registration form and guide then proceed by clicking on the "Begin Registration" button on the welcome page of the platform.

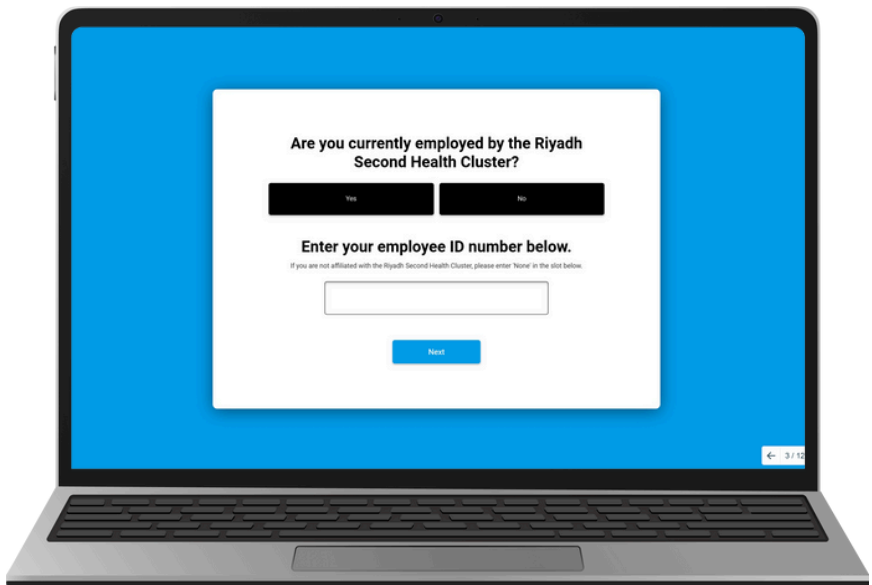


4. *cont'* Start Registration

Select the trainee category student, intern or clinical attachment then click "Next."

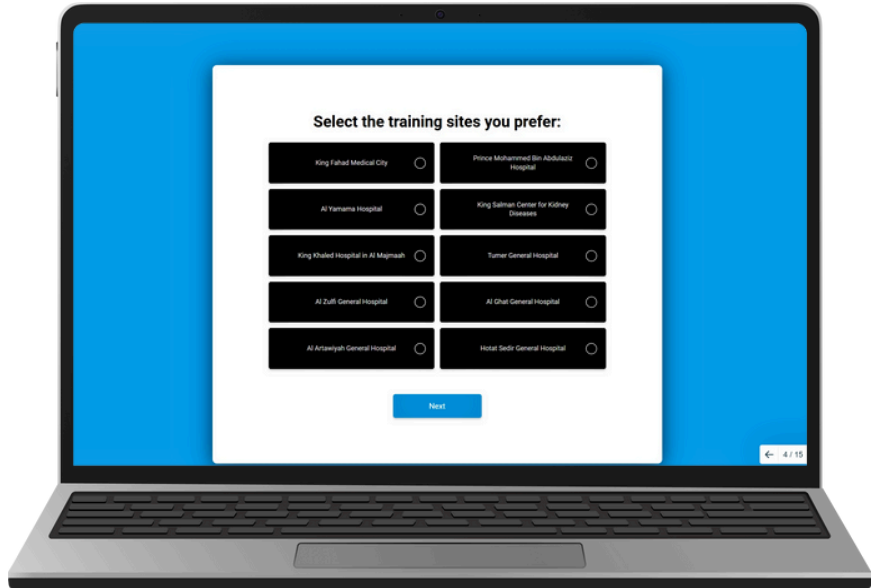


Indicate if you are a Riyadh Second Health Cluster employee and provide your Employee ID Number if applicable. Click "Next".



4. *cont'* Start Registration

Specify the Riyadh Second Health Cluster training site you are submitting the request to from the list. Click "Next."



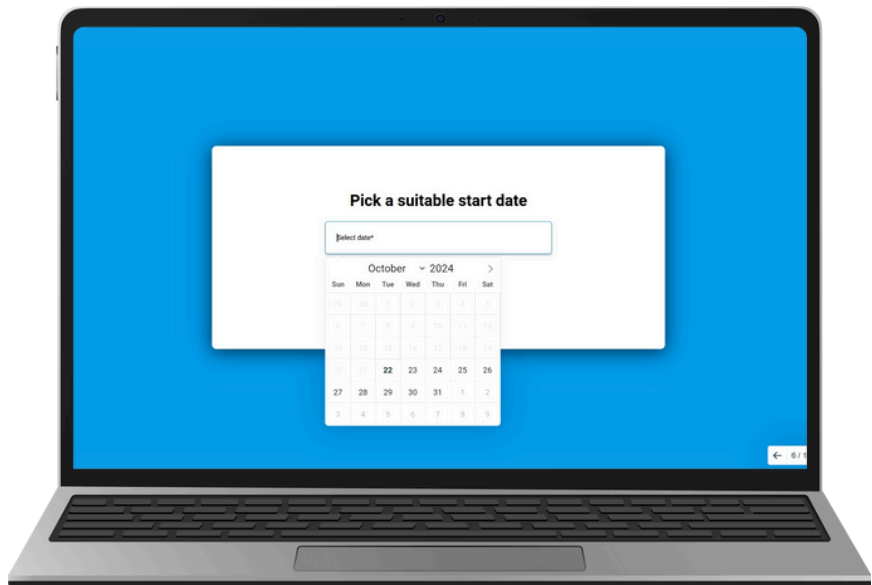
Select the training sites you prefer:

| | |
|--|--|
| King Fahad Medical City <input type="radio"/> | Prince Mohammed Bin Abdulaziz Hospital <input type="radio"/> |
| Al Yamama Hospital <input type="radio"/> | King Salman Center for Kidney Diseases <input type="radio"/> |
| King Khalid Hospital in Al Masmash <input type="radio"/> | Tumor General Hospital <input type="radio"/> |
| Al Zulf General Hospital <input type="radio"/> | Al Othai General Hospital <input type="radio"/> |
| Al Arsanayeh General Hospital <input type="radio"/> | Mohat Bader General Hospital <input type="radio"/> |

Next

← 4 / 15

Select the appropriate start date for the training program and click "Next."



Pick a suitable start date

Select date*

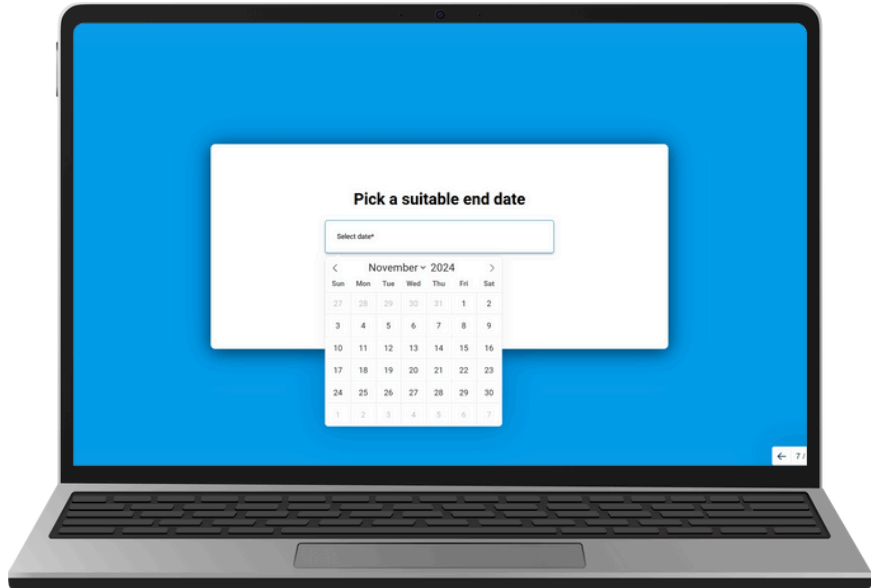
October 2024

| Sun | Mon | Tue | Wed | Thu | Fri | Sat |
|-----|-----|-----|-----|-----|-----|-----|
| 23 | 24 | 25 | 26 | 27 | 28 | 29 |
| 30 | 31 | 1 | 2 | 3 | 4 | 5 |
| 6 | 7 | 8 | 9 | 10 | 11 | 12 |
| 13 | 14 | 15 | 16 | 17 | 18 | 19 |
| 20 | 21 | 22 | 23 | 24 | 25 | 26 |
| 27 | 28 | 29 | 30 | 31 | 1 | 2 |
| 3 | 4 | 5 | 6 | 7 | 8 | 9 |

← 5 / 15

4. *cont'* Start Registration

Choose the corresponding end date for the training program and click "Next".



Pick a suitable end date

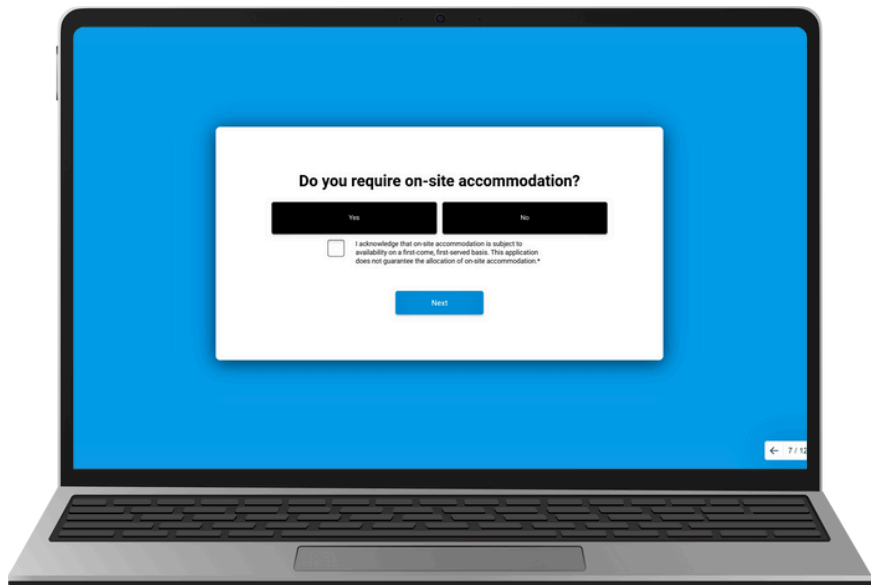
Select date*

< November ~ 2024 >

| Sun | Mon | Tue | Wed | Thu | Fri | Sat |
|-----|-----|-----|-----|-----|-----|-----|
| 27 | 28 | 29 | 30 | 31 | 1 | 2 |
| 3 | 4 | 5 | 6 | 7 | 8 | 9 |
| 10 | 11 | 12 | 13 | 14 | 15 | 16 |
| 17 | 18 | 19 | 20 | 21 | 22 | 23 |
| 24 | 25 | 26 | 27 | 28 | 29 | 30 |
| 1 | 2 | 3 | 4 | 5 | 6 | 7 |

← 7 / 12

Indicate if on-site accommodation is required. Kindly review and acknowledge the accommodation statement.



Do you require on-site accommodation?

Yes No

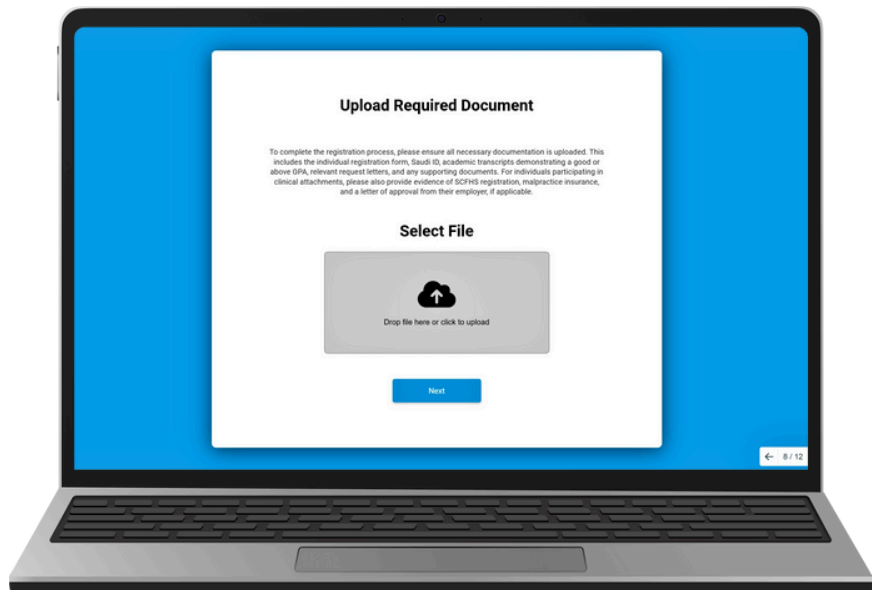
☐ I acknowledge that on-site accommodation is subject to availability on a first-come, first-served basis. This application does not guarantee the allocation of on-site accommodation.

Next

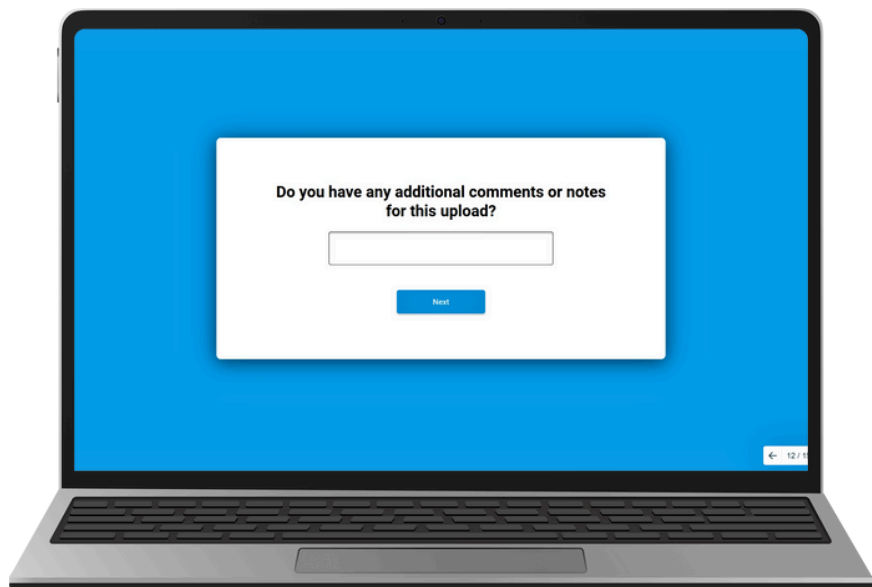
← 7 / 12

4. *cont'* Start Registration

Upload the completed registration form and any additional relevant documents. Once uploaded, a checkmark will appear to confirm successful submission. Click "Next" to proceed. You can upload a maximum of 10 files, each with a size limit of 20 MB.

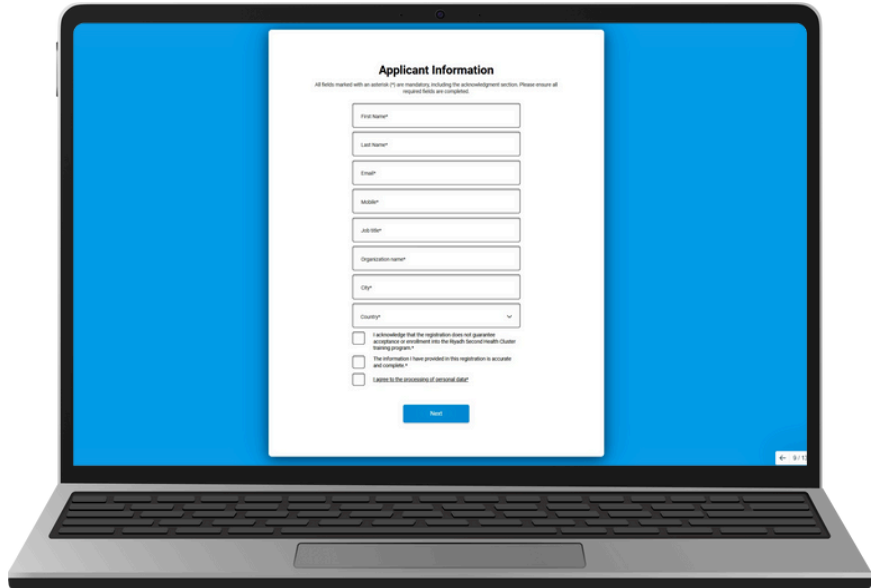


Add any relevant notes to your submission and uploaded documents before clicking "Next" to proceed.



4. *cont'* Start Registration

Complete the mandatory applicant information fields. Do not forget to carefully review the acknowledgment statements at the bottom of the page before proceeding. Click "Next" to confirm.

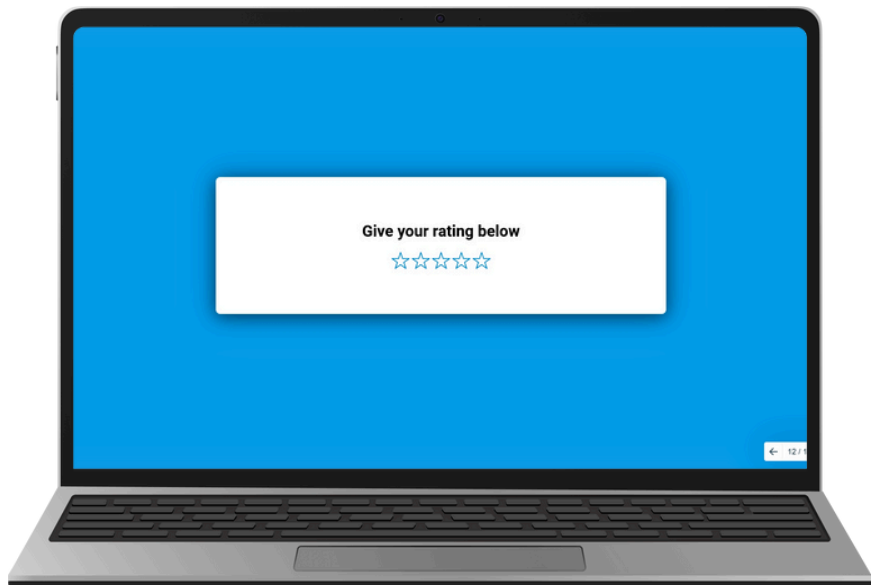


Applicant Information
All fields marked with an asterisk (*) are mandatory, including the acknowledgment section. Please ensure all required fields are completed.

First Name*
Last Name*
Email*
Mobile*
Job Title*
Organization name*
City*
Country*
☐ I acknowledge that the registration does not guarantee acceptance or employment into the Riyadh Second Health Cluster training program.
☐ The information I have provided in this registration is accurate and complete.
☐ I agree to the processing of personal data.

Next

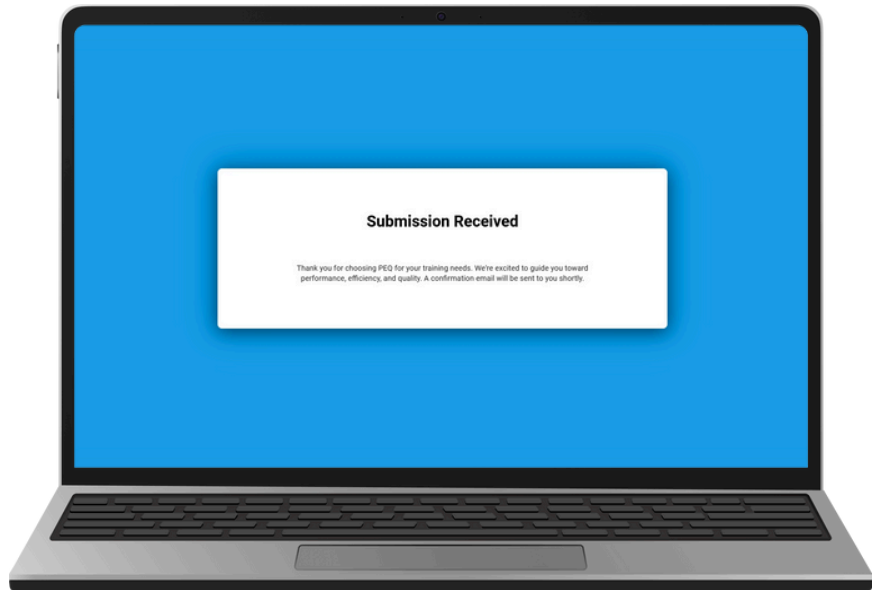
Provide your feedback by rating the platform's user-friendliness.



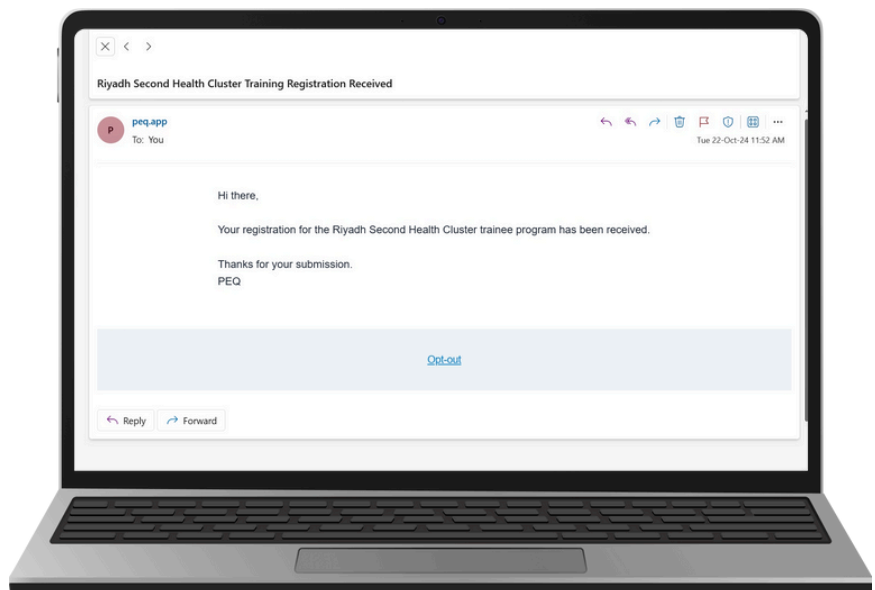
Give your rating below
☆☆☆☆☆

5. Registration Confirmation

A confirmation message will appear, indicating your submission is complete.



An automated email confirming receipt of your submission will be sent to your registered email address.



Registration Guidelines

- **Enrollment Selection:** Submission of your application does not guarantee enrollment in the program.
- **Accurate Contact Information:** Providing accurate and up-to-date contact details is essential for efficient communication throughout the application process.
- **Complete Application:** To ensure timely processing, please upload all required documents as outlined in the registration instructions.
- **Early Application Submission:** We recommend submitting your application at least four weeks before your desired program start date.
- **Academic Requirements:** The Riyadh Second Health Cluster Nursing Training Department requires a minimum GPA of "good" or above for application approval.
- **Accommodation:** On-site accommodation is limited and offered on a first-come, first-served basis. Availability will be confirmed upon enrollment.
- **Application Status Update:** The training site will contact you regarding your application status within 3-7 business days.
- **Technical Support:** Should you encounter any technical difficulties during the application process, please feel free to contact the PEQ support team through the platform's "Contact Us" page or by email at support@peq.app.





PEQ

PERFORMANCE • EFFICIENCY • QUALITY

Reach new heights!



تجمع الرياض الصحي الثاني
Riyadh Second Health Cluster



Thank You

 www.peq.app

 support@peq.app

 Riyadh Second Health Cluster