



Energy generation



Product Catalogue

The philosophy behind PRAMAC power solutions is to offer a product that finds its ideal application every time and everywhere high performances are needed. Dedicated to the POWER division, this catalogue provides PRAMAC customers with a complete range of solutions suitable for any kind of energy request.






MATERIAL
HANDLING
EQUIPMENT

PRAMAC
RACING
TEAM

BUSINESS AREAS

Pramac

PRAMAC GROUP operates through a proprietary distribution network of several branches providing global coverage. PRAMAC can trace its roots back to 1966, when the Campinoti family started a construction equipment business company focused mainly in the Italian market. From then onwards PRAMAC has been expanding its activity in the energy and material handling sector, continuously growing globally with a wide and flexible product range to satisfy our customers' needs around the world.



SERVICE & PARTS

POWER

Power

In the field of power generation PRAMAC offers solutions for every kind of power supply demand: from the portable to the industrial power supply either for stand by and prime power applications.

PRAMAC not only designs, manufactures and installs a complete range of portable and stationary generators from one to 3360 kVA as standard production, but can also provide tailored solutions that can be adapted to every specific requirement.

Product range



PORTABLE

p. 6

Generators

E-MES Series	p. 8
ES Series	p. 10
X Series	p. 12
PX Series	p. 14
LP Series	p. 18
S Series	p. 20
P Series	p. 24
P Inverter Series	p. 30

TG Series p. 32

W Series p. 34

MP Series p. 36

PW Series p. 38



LIGHTING EQUIPMENT p. 40

LSW6K	p. 42
LSW9Y	p. 43
LIGHT Globes	p. 45
LIGHT Tower for Portable	p. 46
HLT Series	p. 47



STATIONARY

p. 48

Main Applications p. 50

GX SERIES p. 52

GXW 18-45	p. 53
Electrical equipments	p. 55
Optionals	p. 56

GB SERIES p. 58

GBA 7-17	p. 59
GBW 15-45	p. 61
Electrical equipments	p. 64
Optionals	p. 65

GS SERIES p. 66

GSL 22-65	p. 67
GSW 10-220	p. 69
Electrical equipments	p. 76
Optionals	p. 77

GSW 275-830 p. 79

Electrical equipments	p. 86
Optionals	p. 87
GSW 815-3360	p. 89
Electrical equipments	p. 96
Optionals	p. 97

CUSTOMIZED SOLUTIONS p. 98

Icons



Air Cooled Engine



Water Cooled Engine



Oil Cooled Engine



Light Weight



11L Tank Capacity



18L Tank Capacity



19L Tank Capacity



24L Tank Capacity



25,5L Tank Capacity



26,5L Tank Capacity



No Assembly



Soundproof



Inverter Technology



Analogic Instrumentation



Digital Instrumentation



Digital Display



Automatic Voltage Regulation



Protection Oil Guard



Portability



Diesel Fuel



Petrol Fuel



Lpg Fuel



Open Version



Canopy Version



Container Version




Portable

PRAMAC portable division meets the needs of both professional and amateur users, offering a wide product range: from electric generator sets to water pumps, from pressure washers to welder generators. Quality, efficiency and high product standards are achieved through the use of modern design and manufacturing techniques, exceeding international regulations for noise and environmental pollution.



E-MES Series

Light compact generators with a basic configuration and very easy to transport: the best balance between price and performance for the professional use.



Optional



PETROL



DIESEL

PROPERTIES ADVANTAGES



Robust protective tubular frame (roll bar)



Easy access for inspection and maintenance



- Compact design
- Easy to transport



- Easy to use
- Start plug and work


OPTIONALS



- Extra protection with:
- differential protection 30mA
 - circuit breaker
 - hourmeter
 - ASCOFDIFF (supplement)



Manual transfer switch 40A (for manual control versions 230V)



Transportation kit with fixed handles



Transportation kit with height-adjustable folding handles

E-MES SERIES PETROL

GENERATING SET	E 3200 E 4000 MES 5000 MES 8000				MES 5000 MES 8000	
	SINGLE PHASE				THREE PHASE	
POWER SUPPLY						
POWER THREE PHASE						
STAND BY POWER LTP	kW / kVA				5,0 / 6,3 6,6 / 8,3	
CONTINUOUS POWER COP	kW / kVA				4,3 / 5,4 5,6 / 7,0	
POWER SINGLE PHASE						
STAND BY POWER LTP	kW / kVA		2,6 / 2,9 3,1 / 3,4 4,6 / 5,1 6,4 / 7,2		3,4 / 3,8 3,6 / 4,0	
CONTINUOUS POWER COP	kW / kVA		2,2 / 2,5 2,6 / 2,9 3,9 / 4,2 5,5 / 6,0		3,2 / 3,5 3,3 / 3,7	
POWER SPECIFICATIONS						
VOLTAGE	Volt		230		400 / 230 400 / 230	
FREQUENCY	Hz		50		50 50	
POWER FACTOR	cos Φ		0,9		0,8 / 0,9 0,8 / 0,9	
ENGINE						
BRAND	Honda		Honda		Honda Honda	
MODEL	GX160		GX200		GX270 GX390	
FUEL	Petrol		Petrol		Petrol Petrol	
DISPLACEMENT	cc		163 196		270 389	
SPEED	rpm		3000		3000 3000	
CYLINDER	1 inclined		1 inclined		1 inclined 1 inclined	
COOLING SYSTEM	Air		Air		Air Air	
STARTING SYSTEM	Recoil		Recoil		Recoil Recoil	
CONSUMPTION						
FUEL CONSUMPTION at 75% of load	L/h		0,88 1,18		1,66 2,15	
FUEL TANK CAPACITY	L		3,1 3,1		5,3 6,1	
RUNNING TIME at 75% of load	h		3,52 2,63		3,19 2,84	
DIMENSION AND WEIGHT						
LENGTH	mm		640		715 750	
WIDTH	mm		458		540 578	
HEIGHT	mm		400		490 531	
WEIGHT (DRY)	kg		38		74 75	
STANDARD EQUIPMENTS**						
FUEL TANK MATERIAL	Metal		Metal		Metal Metal	
SOCKETS	2 x 230V Schuko 16A IP54		1 x 230V Schuko 16A IP54		1 x 230V Schuko 16A IP54	
			1 x 230V CEE 16A IP44 1 x 230V CEE 32A IP44		1 x 230V CEE 16A IP44	
					1 x 400V CEE 16A IP44	
PROTECTIONS**						
OIL GUARD	√		√		√ √	
THERMAL PROTECTION	√		√		√ √	
ALTERNATOR PROTECTION	IP		23		23 23	
OPTIONALS						
DIFFERENTIAL PROTECTION + HOURMETER (ASCOFDIFF)	s		s		- -	
MTS- MANUAL TRANSFER SWITCH	o		o		- -	
TRANSPORTATION KIT With fixed handles	o		o		o o	
TRANSPORTATION KIT With folding handles	o		o		o o	

E SERIES DIESEL

GENERATING SET	E 4500 *		E 6500 *		E 4500 * E 6000 *	
	SINGLE PHASE				THREE PHASE	
POWER SUPPLY						
POWER THREE PHASE						
STAND BY POWER LTP	kW / kVA				3,7 / 4,7 5,5 / 6,9	
CONTINUOUS POWER COP	kW / kVA				3,2 / 4,0 4,5 / 5,7	
POWER SINGLE PHASE						
STAND BY POWER LTP	kW / kVA		3,5 / 3,9 5,3 / 5,9		2,8 / 3,1 3,6 / 4,0	
CONTINUOUS POWER COP	kW / kVA		3,0 / 3,3 4,4 / 4,9		2,0 / 2,3 3,2 / 3,5	
POWER SPECIFICATIONS						
VOLTAGE	Volt		230		400 / 230 400 / 230	
FREQUENCY	Hz		50		50 50	
POWER FACTOR	cos Φ		0,9		0,8/0,9 0,8/0,9	
ENGINE						
BRAND	Yanmar		Yanmar		Yanmar Yanmar	
MODEL	L70N		L100N		L70N L100N	
FUEL	Diesel		Diesel		Diesel Diesel	
DISPLACEMENT	cc		320		320 435	
SPEED	rpm		3000		3000 3000	
CYLINDER	1 vertical		1 vertical		1 vertical 1 vertical	
COOLING SYSTEM	Air		Air		Air Air	
STARTING SYSTEM	Recoil		Recoil		Recoil Recoil	
CONSUMPTION						
FUEL CONSUMPTION at 75% of load	L/h		0,93		0,93 1,46	
FUEL TANK CAPACITY	L		3,5		3,5 5,5	
RUNNING TIME at 75% of load	h		3,76		3,76 3,77	
DIMENSION AND WEIGHT						
LENGTH	mm		760		760 760	
WIDTH	mm		540		540 540	
HEIGHT	mm		560		560 560	
WEIGHT (DRY)	kg		54		70 96	
STANDARD EQUIPMENTS**						
FUEL TANK MATERIAL	Metal		Metal		Metal Metal	
SOCKETS	1 x 230V Schuko 16A IP54		1 x 230V Schuko 16A IP54		1 x 230V Schuko 16A IP54	
	1 x 230V CEE 16A IP44		1 x 230V CEE 32A IP44		1 x 230V CEE 16A IP44	
					1 x 400V CEE 16A IP44	
PROTECTIONS**						
THERMAL PROTECTION	√		√		√ √	
ALTERNATOR PROTECTION	IP		23		23 23	
OPTIONALS						
DIFFERENTIAL PROTECTION + HOURMETER (ASCOFDIFF)	s		s		- -	
MTS- MANUAL TRANSFER SWITCH	o		o		- -	
TRANSPORTATION KIT With fixed handles	o		o		o o	
TRANSPORTATION KIT With folding handles	o		o		o o	

- = Not available - o = Accessory available - s = Supplement (version available when ordered) - √ = standard - * = Equipment only for stationary installations - ** = Other configurations and detailed specifications are available on www.pramac.com

ES Series

Compact generators with long run tank and a basic configuration. The perfect economic solution when you need a long lasting professional power supply.



Optional



PETROL

PROPERTIES ADVANTAGES



Protective carter made of sheet steel



Compact design
Easy to use and transport



Big fuel integrated tank (11L)
for an increased autonomy



Reachable fuel tap

OPTIONALS



Extra protection with:

- differential protection 30mA
- circuit breaker
- hourmeter
- ASCOFDIFF (supplement)



Manual transfer switch 40A
(for manual control versions
230V)



Transportation kit with fixed
handles



Transportation kit with
height-adjustable folding
handles

ES SERIES PETROL						
GENERATING SET	ES 3000	ES 4000	ES 5000	ES 8000	ES 5000	ES 8000
POWER SUPPLY	SINGLE PHASE				THREE PHASE	
POWER THREE PHASE						
STAND BY POWER LTP kW / kVA	-	-	-	-	5,0 / 6,3	6,6 / 8,3
CONTINUOUS POWER COP kW / kVA	-	-	-	-	4,3 / 5,4	5,6 / 7,0
POWER SINGLE PHASE						
STAND BY POWER LTP kW / kVA	2,6 / 2,9	3,1 / 3,4	4,6 / 5,1	6,4 / 7,2	3,4 / 3,8	3,6 / 4,0
CONTINUOUS POWER COP kW / kVA	2,2 / 2,5	2,6 / 2,9	3,9 / 4,2	5,5 / 6,0	3,2 / 3,5	3,3 / 3,7
POWER SPECIFICATIONS						
VOLTAGE Volt	230	230	230	230	400 / 230	400 / 230
FREQUENCY Hz	50	50	50	50	50	50
POWER FACTOR cos Φ	0,9	0,9	0,9	0,9	0,8 / 0,9	0,8 / 0,9
ENGINE						
BRAND	Honda	Honda	Honda	Honda	Honda	Honda
MODEL	GX160	GX200	GX270	GX390	GX270	GX390
FUEL	Petrol	Petrol	Petrol	Petrol	Petrol	Petrol
DISPLACEMENT cc	163	196	270	389	270	389
SPEED rpm	3000	3000	3000	3000	3000	3000
CYLINDER	1 inclined	1 inclined	1 inclined	1 inclined	1 inclined	1 inclined
COOLING SYSTEM	Air	Air	Air	Air	Air	Air
STARTING SYSTEM	Recoil	Recoil	Recoil	Recoil	Recoil	Recoil
CONSUMPTION						
FUEL CONSUMPTION at 75% of load L/h	0,88	1,18	1,67	2,14	1,66	2,15
FUEL TANK CAPACITY L	11	11	11	11	11	11
RUNNING TIME at 75% of load h	12,5	9,32	6,59	5,14	6,63	5,12
NOISE EMISSION						
NOISE PRESSURE LEVEL at 7 mt db(A)	68	67	69	69	69	69
GUARANTEED SOUND POWER LEVEL LWA db(A)	96	95	97	97	97	97
DIMENSION AND WEIGHT						
LENGTH mm	623	623	729	729	729	729
WIDTH mm	409	409	500	500	500	500
HEIGHT mm	500	500	536	536	536	536
WEIGHT (DRY) kg	41	43	61	73	75	81
STANDARD EQUIPMENTS **						
FUEL TANK MATERIAL	Plastic	Plastic	Plastic	Plastic	Plastic	Plastic
SOCKETS	2 x 230V Schuko 16A IP54		1 x 230V Schuko 16A IP54		1 x 230V Schuko 16A IP54	
			1 x 230V CEE 16A IP44 1 x 230V CEE 32A IP44		1 x 230V CEE 16A IP44	
					1 x 400V CEE 16A IP44	
PROTECTIONS**						
OIL GUARD	√	√	√	√	√	√
THERMAL PROTECTION	√	√	√	√	√	√
ALTERNATOR PROTECTION IP	23	23	23	23	23	23
OPTIONALS						
DIFFERENTIAL PROTECTION + HOURMETER (ASCODIFF)	s	s	s	s	-	-
AVR - AUTOMATIC VOLTAGE REGULATOR	s	s	s	s	s	s
MTS - MANUAL TRANSFER SWITCH	o	o	o	o	-	-
TRANSPORTATION KIT With fixed handles	o	o	o	o	o	o
TRANSPORTATION KIT With folding handles	o	o	o	o	o	o

- = Not available - o = Accessory available - s = Supplement (version available when ordered) - √ = standard - ** = Other configurations and detailed specifications are available on www.pramac.com

X Series

Combining a robust frame with a fully equipped control panel and a long run tank, these generators are developed for unregulated countries when looking for autonomy and efficiency at a competitive price.



X12000

X5000
X8000

V Hz h

X3000
X5000
X8000



PETROL

X12000



PETROL

X3000

X5000

X8000

PROPERTIES ADVANTAGES



- Ready to use; no tools required
- With integrated wheel and folding handle



Automatic Voltage Regulation (AVR) – as standard - for stabilizing the output voltage



Practical and user-friendly Instruction Guide, located below the control panel



Control panel with CE sockets and 3 functions digital screen available (hourmeter, voltmeter, frequency meter)

OPTIONALS



Manual transfer switch 40A (for manual control versions 230V)



Transportation kit with fixed handles (for X12000)



Transportation kit with height-adjustable folding handles (for X12000)


X SERIES PETROL

GENERATING SET		X 3000				X 5000				X 8000				X 12000																			
		SINGLE PHASE								THREE PHASE																							
POWER SUPPLY		SINGLE PHASE																THREE PHASE															
POWER THREE PHASE																																	
STAND BY POWER LTP	kW / kVA	-								-								11,1 / 13,9															
CONTINUOUS POWER COP	kW / kVA	-								-								9,5 / 11,8															
POWER SINGLE PHASE																																	
STAND BY POWER LTP	kW / kVA	2,3 / 2,6				4,1 / 4,5				6,2 / 6,9				10,7 / 11,9				5,0 / 5,6															
CONTINUOUS POWER COP	kW / kVA	1,8 / 2,0				3,3 / 3,7				5,4 / 5,9				9,1 / 10,0				4,5 / 5,0															
POWER SPECIFICATIONS																																	
VOLTAGE	Volt	230				230				230				230				400 / 230															
FREQUENCY	Hz	50				50				50				50				50															
POWER FACTOR	cos Φ	0,9				0,9				0,9				0,9				0,8 / 0,9															
ENGINE																																	
BRAND		Honda				Honda				Honda				Honda				Honda															
MODEL		GX160				GX270				GX390				GX630				GX630															
FUEL		Petrol				Petrol				Petrol				Petrol				Petrol															
DISPLACEMENT	cc	163				270				389				688				688															
SPEED	rpm	3000				3000				3000				3000				3000															
CYLINDER		1 inclined				1 inclined				1 inclined				2 V angle				2 V angle															
COOLING SYSTEM		Air				Air				Air				Air				Air															
STARTING SYSTEM		Recoil				Recoil				Recoil		Electric (+Recoil)		Electric				Electric															
CONSUMPTION																																	
FUEL CONSUMPTION at 75% of load	L/h	0,88				1,36				2,00				4,23				4,16															
FUEL TANK CAPACITY	L	19				25,5				25,5				24				24															
RUNNING TIME at 75% of load	h	21,02				18,75				12,75				5,67				5,12															
DIMENSION AND WEIGHT																																	
LENGTH	mm	600				727				727				960				960															
WIDTH	mm	439				515				515				638				638															
HEIGHT	mm	588				670				670				655				655															
WEIGHT (DRY)	kg	53				79				94		100		147				151															
STANDARD EQUIPMENTS **																																	
DISPLAY DIGITAL		V - Hz - h				V - Hz - h				V - Hz - h				V - Hz - h				V - Hz - h															
FUEL TANK MATERIAL	Type	Metal				Metal				Metal				Plastic				Plastic															
ANALOG INSTRUMENTS		Fuel gauge				Fuel gauge				Fuel gauge				-				-															
SOCKETS		2 x 230V Schuko 16A IP 54				1 x 230V Schuko 16A IP54				3 x 230V Schuko 16A IP54				3 x 230V Schuko 16A IP54				3 x 230V Schuko 16A IP54															
		1 x 230V CEE 16A IP44				1 x 230V CEE 16A IP44				1 x 230V CEE 16A IP44				1 x 230V CEE 16A IP44				1 x 230V CEE 16A IP44															
										1 x 230V CEE 32A IP44		1 x 230V CEE 32A IP44		1 x 400V CEE 16A IP44				1 x 400V CEE 16A IP44															
AVR - AUTOMATIC VOLTAGE REGULATOR		√				√				√		-		-				-															
PROTECTIONS**																																	
OIL GUARD		√				√				√				√				√															
MAGNETO THERMAL PROTECTION		-				-				-				√				√															
THERMAL PROTECTION		√				√				√				√				√															
PROTECTION 12V DC		Fuse 10A				Fuse 10A				Fuse 10A				-				-															
ALTERNATOR PROTECTION	IP	23				23				23				23				23															
OPTIONALS																																	
MTS- MANUAL TRANSFER SWITCH		0				0				0				0				0															
TRANSPORTATION KIT With folding handles		√				√				√				0				0															
TRANSPORTATION KIT With fixed handles		-				-				-				0				0															

 -- = Not available - 0 = Accessory available - ** = Other configurations and detailed specifications are available on www.pramac.com - √ = Standard

PX Series

Simple portable generator. Designed to offer a reliable and powerful machine at an attractive price.



Optional



PETROL

PROPERTIES ADVANTAGES



Robust protective tubular frame (roll bar)



Easy access for inspection and maintenance



Compact design, easy to use and transport



- Honda GP engine
- Start plug and work

OPTIONALS



Extra protection with:

- differential protection 30mA
- circuit breaker
- hourmeter
- ASCODIFF (supplement)



Manual transfer switch 40A (for manual control versions 230V)



Transportation kit with fixed handles



Transportation kit with height-adjustable folding handles

PX SERIES PETROL	
GENERATING SET	PX 3250
POWER SUPPLY	SINGLE PHASE
POWER SINGLE PHASE	
STAND BY POWER LTP	kW / kVA
	2,6 / 2,8
CONTINUOUS POWER COP	kW / kVA
	2,2 / 2,3
POWER SPECIFICATIONS	
VOLTAGE	Volt
	230
FREQUENCY	Hz
	50
POWER FACTOR	cos Φ
	0,9
ENGINE	
BRAND	Honda
MODEL	GP160
FUEL	Petrol
DISPLACEMENT	cc
	163
SPEED	rpm
	3000
CYLINDER	1 inclined
COOLING SYSTEM	Air
STARTING SYSTEM	Recoil
CONSUMPTION	
FUEL CONSUMPTION at 75% of load	L/h
	0,88
FUEL TANK CAPACITY	L
	3,1
RUNNING TIME at 75% of load	h
	3,52
NOISE EMISSION	
NOISE PRESSURE LEVEL at 7 mt	db(A)
	67
GUARANTEED SOUND POWER LEVEL	LWA db(A)
	95
DIMENSION AND WEIGHT	
LENGTH	mm
	625
WIDTH	mm
	455
HEIGHT	mm
	455
WEIGHT (DRY)	kg
	38
STANDARD EQUIPMENTS **	
FUEL TANK MATERIAL	Metal
SOCKETS	2 x 230V Schuko 16A IP54
TRANSPORTATION KIT	0
PROTECTIONS**	
OIL GUARD	√
THERMAL PROTECTION	√
ALTERNATOR PROTECTION	IP
	23
OPTIONALS	
MTS- MANUAL TRANSFER SWITCH	0

SINGLE PHASE

 0 = Accessory available - √ standard - **= Other configurations and detailed specifications are available on www.pramac.com

PX Series

Engineered for intensive applications and designed with protective side rails, these generators combine endurance and functionality, being compact, efficient and reliable.



PETROL

PROPERTIES ADVANTAGES



- Ready to use; no tools required
- With integrated wheel and folding handle



Automatic Voltage Regulation (AVR) - as standard - for stabilizing the output voltage



Extractable Instruction Guide, located below the control panel



Control panel with CE sockets and 3 functions digital screen available (hourmeter, voltmeter, frequency meter)

OPTIONALS



Manual transfer switch 40A (for manual control versions 230V)

PX SERIES PETROL				
GENERATING SET	PX 4000	PX 5000	PX 8000	PX 8000
POWER SUPPLY	SINGLE PHASE			THREE PHASE
POWER THREE PHASE				
STAND BY POWER LTP	-	-	-	4,8 / 6,0
CONTINUOUS POWER COP	-	-	-	4,0 / 5,0
POWER SINGLE PHASE				
STAND BY POWER LTP	2,7 / 3,0	3,6 / 4,0	5,4 / 6,0	1,8 / 2,0
CONTINUOUS POWER COP	2,3 / 2,5	2,7 / 3,0	4,5 / 5,0	1,3 / 1,5
POWER SPECIFICATIONS				
VOLTAGE	230	230	230	400 / 230
FREQUENCY	50	50	50	50
POWER FACTOR	0,9	0,9	0,9	0,8 / 0,9
ENGINE				
BRAND	Pramac OHV	Pramac OHV	Pramac OHV	Pramac OHV
MODEL	AP170F	AP188F	AP190F	AP190F
FUEL	Petrol	Petrol	Petrol	Petrol
DISPLACEMENT	cc	208	389	420
SPEED	rpm	3000	3000	3000
CYLINDER	1 inclined	1 inclined	1 inclined	1 inclined
COOLING SYSTEM	Air	Air	Air	Air
STARTING SYSTEM	Recoil	Recoil	Electric (+ Recoil)	Electric (+ Recoil)
CONSUMPTION				
FUEL CONSUMPTION at 75% of load	L/h	0,96	1,44	2
FUEL TANK CAPACITY	L	18,5	25,5	25,5
RUNNING TIME at 75% of load	h	19,27	17,71	12,75
NOISE EMISSION				
NOISE PRESSURE LEVEL at 7 mt	db(A)	68	69	69
GUARANTEED SOUND POWER LEVEL	LWA db(A)	96	97	97
DIMENSION AND WEIGHT (with wheel kit assembled)				
LENGTH	mm	600	727	727
WIDTH	mm	439	515	515
HEIGHT	mm	588	670	670
WEIGHT (DRY)	kg	53	79	94
STANDARD EQUIPMENTS **				
DIGITAL DISPLAY	V - Hz - h	V - Hz - h	V - Hz - h	V - Hz - h
FUEL TANK MATERIAL	Metal	Metal	Metal	Metal
ANALOG INSTRUMENTS	Fuel gauge	Fuel gauge	Fuel gauge	Fuel gauge
SOCKETS	2 x 230V Schuko 16A IP54		1 x 230V Schuko 16A IP54	1 x 230V Schuko 16A IP54
		1 x 230V CEE 16A IP44	1 x 230V CEE 16A IP44	1 x 230V CEE 16A IP44
			1 x 230V CEE 32A IP44	1 x 400V CEE 16A IP44
AVR - Automatic Voltage Regulator	√	√	√	√
TRANSPORTATION KIT	√	√	√	√
PROTECTIONS**				
OIL GUARD	√	√	√	√
THERMAL PROTECTION	√	√	√	√
ALTERNATOR PROTECTION	IP	23	23	23
OPTIONALS				
MTS- MANUAL TRANSFER SWITCH	0	0	0	-

- = Not available - o = Accessory available - √ standard - ** = Other configurations and detailed specifications are available on www.pramac.com

LP Series

Price affordable solution maximizing portability and ease of use, the LP is a liquid propane-fueled portable generator suitable for plenty of applications such as market walking, camping, worksite and home emergency power.



LIQUID PROPANE GAS

PROPERTIES ADVANTAGES



Easily adaptable to every standard gas cylinder LPG up to 300 mm diameter, the LP generator works connected to a LPG tank or directly with the public net *



Extra filled cylinders can be stored without deterioration, so you can have extras on hand for emergencies. No fuel stabilizers are required



Control panel with CE sockets and 3 functions digital screen available (hourmeter, voltmeter, frequency meter)



Cylinders are usually readily available even during emergencies. They are commonly used by millions of power gas grills among other items

OPTIONALS



Practical belt to fit cylinders of lower dimensions



Manual transfer switch 40A (for manual control versions 230V)

* LPG or butane gas only. No natural gas

LP SERIES LPG		
GENERATING SET	LP 3200	LP 6200
POWER SUPPLY	SINGLE PHASE	SINGLE PHASE
POWER		
STAND BY POWER LTP	3,0 / 3,3	6,2 / 6,9
CONTINUOUS POWER COP	2,5 / 2,7	5,8 / 6,5
POWER SPECIFICATIONS		
VOLTAGE	230	230
FREQUENCY	50	50
POWER FACTOR	0,9	0,9
ENGINE		
BRAND	Pramac	Pramac
MODEL	DJ170F	DJ190F
FUEL	Liquid Propane Gas	Liquid Propane Gas
DISPLACEMENT	208	420
SPEED	3000	3000
CYLINDER	1 inclined	1 inclined
COOLING SYSTEM	Air	Air
STARTING SYSTEM	Recoil	Electric / Recoil
CONSUMPTION		
FUEL LPG CONSUMPTION at 75% of load	1	2,1
NOISE EMISSION		
NOISE PRESSURE LEVEL at 7 mt	66	*
GUARANTEED SOUND POWER LEVEL	94	*
DIMENSION AND WEIGHT (whit wheel mounted)		
LENGTH	718	815
WIDTH	586	655
HEIGHT	939	1085
WEIGHT (DRY)	58	98
STANDARD EQUIPMENTS **		
DIGITAL DISPLAY	V - Hz - h	V - Hz - h
SOCKETS	2 x Schuko 230V IP44	2 x Schuko 230V IP44 1 x CEE 230V 32A IP44
TRANSPORTATION KIT	√	√
AVR - AUTOMATIC VOLTAGE REGULATOR	√	√
PROTECTIONS**		
OIL GUARD	√	√
THERMAL MAGNETIC PROTECTION	1	1
ALTERNATOR PROTECTION	23	23
OPTIONALS		
MTS- MANUAL TRANSFER SWITCH	0	0

0 = Accessory available - * = Equipment only for stationary installations - ** = Other configurations and detailed specifications are available on www.pramac.com - √ standard

S Series

Premium professional machine with high quality components, these multi-configuration generators are equipped with digital display and a complete sockets set, giving you the possibility of adding differential or isolated protection to ensure your safety at work.



PETROL

PROPERTIES ADVANTAGES



One side working area; no need for the operator to move around the generator



Very compact design, easy to move and store



Integrated wheel kit with foam grip handle



Digital display with frequency, volt and hourmeter. CONNector for electric version and differential or isometer protection as option

OPTIONALS



Practical and user-friendly Instruction Guide



Metal fuel tank with 26,5 L capacity and fuel gauge



Automatic Mains Failure (AMF) panel and Remote Start/Stop



RSS Remote start/stop wireless for versions with CONNector (max open distance 90m)

S SERIES PETROL

GENERATING SET	S 5000				S 8000			
	SINGLE PHASE				THREE PHASE			
POWER SUPPLY								
POWER THREE PHASE								
STAND BY POWER LTP	kW / kVA		-	-	5,0 / 6,3	6,6 / 8,3		
CONTINUOUS POWER COP	kW / kVA		-	-	4,3 / 5,4	5,6 / 7,0		
POWER SINGLE PHASE								
STAND BY POWER LTP	kW / kVA		4,8 / 5,3	6,4 / 7,2	3,4 / 3,8	3,6 / 4,0		
CONTINUOUS POWER COP	kW / kVA		3,9 / 4,2	5,5 / 6,0	3,1 / 3,5	3,3 / 3,7		
POWER SPECIFICATIONS								
VOLTAGE	Volt		230	230	400 / 230	400 / 230		
FREQUENCY	Hz		50	50	50	50		
POWER FACTOR	cos φ		0,9	0,9	0,8 / 0,9	0,8 / 0,9		
ENGINE								
BRAND			Honda	Honda	Honda	Honda		
MODEL			GX270	GX390	GX270	GX390		
FUEL			Petrol	Petrol	Petrol	Petrol		
DISPLACEMENT	cc		270	389	270	389		
SPEED	rpm		3000	3000	3000	3000		
CYLINDER			1 inclined	1 inclined	1 inclined	1 inclined		
COOLING SYSTEM			Air	Air	Air	Air		
STARTING SYSTEM			Recoil	Electric (+Recoil)	Recoil	Electric (+Recoil)	Recoil	Electric (+Recoil)
CONSUMPTION								
FUEL CONSUMPTION at 75% of load	L/h		1,67	2,14	1,66	2,15		
FUEL TANK CAPACITY	L		26,5	26,5	26,5	26,5		
RUNNING TIME at 75% of load	h		15,87	12,38	15,96	12,33		
NOISE EMISSION								
NOISE PRESSURE LEVEL at 7 mt	db(A)		69	69	69	69		
GUARANTEED SOUND POWER LEVEL	LWA db(A)		97	97	97	97		
DIMENSION AND WEIGHT (whit wheel mounted)								
LENGTH	mm		840	840	840	840		
WIDTH	mm		615	615	615	615		
HEIGHT	mm		753	753	753	753		
WEIGHT (DRY)	kg		83	89	91	97	86	97
STANDARD EQUIPMENTS **								
DIGITAL DISPLAY			V - Hz - h	V - Hz - h	V - Hz - h	V - Hz - h		
FUEL TANK MATERIAL			Metal	Metal	Metal	Metal		
ANALOG INSTRUMENTS			Fuel gauge	Fuel gauge	Fuel gauge	Fuel gauge		
SOCKETS			1 x 230V Schuko 16A IP54		1 x 230V Schuko 16A IP54			
			1 x 230V CEE 16A IP44	1 x 230V CEE 16A IP44	1 x 230V CEE 16A IP44	1 x 230V CEE 16A IP44		
			1 x 230V CEE 32A IP44	1 x 230V CEE 32A IP44	1 x 400V CEE 16A IP44	1 x 400V CEE 16A IP44		
BATTERY CHARGER			12V DC 10A	12V DC 10A	12V DC 10A	12V DC 10A		
CONNector for AMF/RSS			-	√	-	√	-	√
TRANSPORTATION KIT			√	√	√	√		
PROTECTIONS**								
OIL GUARD			√	√	√	√		
MAGNETO THERMAL PROTECTION			s	s	√	√		
THERMAL PROTECTION			√	√	-	-		
PROTECTION 12V DC			Fuse 10A	Fuse 10A	Fuse 10A	Fuse 10A		
ALTERNATOR PROTECTION	IP		23	23	23	23		
OPTIONALS								
AVR - AUTOMATIC VOLTAGE REGULATOR			s	s	s	s		
DIFFERENTIAL PROTECTION	DPP		s	s	s	s		
ISOMETER PROTECTION	IPP		s	s	s	s		
AMF - AUTOMATIC CONTROL PANEL (CONN)			-	o	-	o	-	o
RSS - REMOTE START / STOP (CONN)			-	o	-	o	-	o
MTS- MANUAL TRANSFER SWITCH			o	o	-	-		

SINGLE PHASE

THREE PHASE

- = Not available - o = Accessory available - s = Supplement (version available when ordered) - √ standard - **= Other configurations and detailed specifications are available on www.pramac.com

S Series

Designed to ensure safety and reliability even in the most delicate situations, this range offers a robust package with a modern and economical fuel efficient diesel engine, showing the excellence of PRAMAC's professional equipment.



Optional

S6000
S6500
S15000
(S9000 analogic)



DIESEL

PROPERTIES ADVANTAGES



Protective carter made of sheet steel



Tubular frame with integrated battery box



Big fuel integrated tank for an increased autonomy (24L)



Reachable fuel tap

OPTIONALS



Automatic Mains Failure (AMF) panel



RSS Remote start/stop wireless for versions with CONNector (max open distance 90m)



Transportation kit with height-adjustable folding handles



Full range of customized control panels available. For all the possible configurations, visit www.pramac.com

S SERIES DIESEL						
GENERATING SET	S 6500	S 9000	S 15000	S 6000	S 9000	S 15000
POWER SUPPLY	SINGLE PHASE			THREE PHASE		
POWER THREE PHASE						
STAND BY POWER LTP	-	-	-	5,5 / 6,9	8,2 / 10,3	12,3 / 15,4
CONTINUOUS POWER COP	-	-	-	4,5 / 5,6	7,0 / 8,8	11,7 / 14,6
POWER SINGLE PHASE						
STAND BY POWER LTP	5,3 / 5,9	7,9 / 8,8	12,2 / 13,6	2,9 / 3,2	3,4 / 3,8	4,9 / 5,4
CONTINUOUS POWER COP	4,4 / 4,8	6,8 / 7,6	11,5 / 12,8	2,7 / 3,0	3,0 / 3,3	4,5 / 5
POWER SPECIFICATIONS						
VOLTAGE	230	230	230	400 / 230	400 / 230	400 / 230
FREQUENCY	50	50	50	50	50	50
POWER FACTOR	0,9	0,9	0,9	0,8 / 0,9	0,8 / 0,9	0,8 / 0,9
ENGINE						
BRAND	Yanmar	Lombardini	Lombardini	Yanmar	Lombardini	Lombardini
MODEL	L100N	25LD330	12LD477	L100N	25LD330	12LD477
FUEL	Diesel	Diesel	Diesel	Diesel	Diesel	Diesel
DISPLACEMENT	435	654	954	435	654	954
SPEED	3000	3000	3000	3000	3000	3000
CYLINDER	1 vertical	2 in line	2 in line	1 vertical	2 in line	2 in line
COOLING SYSTEM	Air	Air	Air	Air	Air	Air
STARTING SYSTEM	Electric (+Recoil)	Electric	Electric	Electric (+Recoil)	Electric	Electric
CONSUMPTION						
FUEL CONSUMPTION at 75% of load	1,46	2,17	2,79	1,45	2,17	2,84
FUEL TANK CAPACITY	24	24	24	24	24	24
RUNNING TIME at 75% of load	16,44	11,06	8,6	16,55	11,06	8,45
DIMENSION AND WEIGHT						
LENGTH	840	960	960	840	960	960
WIDTH	641	641	641	641	641	641
HEIGHT	696	667	807	696	667	807
WEIGHT (DRY)	114	157	193	124	160	200
STANDARD EQUIPMENTS **						
DIGITAL DISPLAY	V - Hz - h	-	V - Hz - h	V - Hz - h	-	V - Hz - h
ANALOG INSTRUMENTS	-	-	-	-	Voltmeter	-
FUEL TANK MATERIAL	Plastic	Plastic	Plastic	Plastic	Plastic	Plastic
SOCKETS	1 x 230V Schuko 16A IP54 1 x 230V CEE 16A IP44 1 x 230V CEE 32A IP44	1 x 230V CEE 32A IP44	3 x 230V Schuko 16A IP54 1 x 230V CEE 16A IP44 1 x 230V CEE 32A IP44	1 x 230V Schuko 16A IP54 2 x 230V CEE 16A IP44 1 x 400V CEE 16A IP44	3 x 230V Schuko 16A IP54 1 x 400V CEE 16A IP44	1 x 400V CEE 16A IP44 1 x 400V CEE 32A IP44
BATTERY CHARGER	12V DC 10A	-	-	12V DC 10A	-	-
DIFFERENTIAL PROTECTION	√	-	-	√	√	-
CONNector for AMF/RSS	√	-	-	√	-	-
PROTECTIONS**						
OIL GUARD	√	√	√	√	√	√
MAGNETO THERMAL PROTECTION	√	-	√	√	√	√
THERMAL PROTECTION	√	√	√	-	√	√
PROTECTION 12V DC	Fuse 10A	-	-	Fuse 10A	-	-
ALTERNATOR PROTECTION	23	23	23	23	23	23
OPTIONALS						
AMF - AUTOMATIC CONTROL PANEL (CONN)	0	-	-	0	-	-
RSS - REMOTE START / STOP (CONN)	0	-	-	0	-	-
MTS- MANUAL TRANSFER SWITCH	0	0	0	-	-	-
TRANSPORTATION KIT With fixed handles	0	0	0	0	0	0
TRANSPORTATION KIT With folding handles	0	0	0	0	0	0

- = Not available - o = Accessory available - √ standard - **= Other configurations and detailed specifications are available on www.pramac.com

P Series

Air-cooled generators engineered to give you the best performance with low noise levels. Available both in diesel and petrol version.



P6000
P9000
P12000

P6000
P9000
P12000

only on
P4500

Optional
Standard
P9000



PETROL

P12000

DIESEL

P6000

P9000



DIESEL

P4500

PROPERTIES ADVANTAGES



Prewired CONNector for remote control



Robust protective frame with integrated battery box



Protection oil guard: low oil shutdown system



Digital Display (Voltmeter, Frequency meter, hourmeter) available on P6000, P9000, P12000

OPTIONALS



Automatic Mains Failure (AMF) panel



Remote Start/Stop (RSS) wireless for versions with CONNector (max open distance 90m)



Manual transfer switch 40A (for manual control versions 230V)



Transportation kit with folding handles

P SERIES DIESEL

GENERATING SET	P 4500			P 6000			P 9000		
	SINGLE PHASE			SINGLE PHASE			THREE PHASE		
POWER SUPPLY									
POWER THREE PHASE									
STAND BY POWER LTP	-			-			-		
CONTINUOUS POWER COP	-			-			-		
POWER SINGLE PHASE									
STAND BY POWER LTP	3,7 / 4,1			5,3 / 5,9			7,9 / 8,8		
CONTINUOUS POWER COP	3,1 / 3,5			4,3 / 4,8			6,8 / 7,6		
POWER SPECIFICATIONS									
VOLTAGE	230			230			230		
FREQUENCY	50			50			50		
POWER FACTOR	0,9			0,9			0,9		
ENGINE									
BRAND	Yanmar			Yanmar			Lombardini		
MODEL	L70N			L100N			25LD330		
FUEL	Diesel			Diesel			Diesel		
DISPLACEMENT	320			435			654		
SPEED	3000			3000			3000		
CYLINDER	1 vertical			1 vertical			2 in line		
COOLING SYSTEM	Air			Air			Air		
STARTING SYSTEM	Recoil			Electr. (+ Recoil)			Electric		
CONSUMPTION									
FUEL CONSUMPTION at 75% of load	0,93			1,45			2,17		
FUEL TANK CAPACITY	18,0			24,0			24,0		
RUNNING TIME at 75% of load	19,35			16,55			11,06		
NOISE EMISSION									
NOISE PRESSURE LEVEL at 7 mt	68			65			69		
GUARANTEED SOUND POWER LEVEL	96			93			97		
DIMENSION AND WEIGHT									
LENGTH	800			990			990		
WIDTH	520			602			602		
HEIGHT	690			826			826		
WEIGHT (DRY)	94			99			186		
STANDARD EQUIPMENTS **									
DIGITAL DISPLAY	-			V - Hz- h			V - Hz- h		
ANALOG INSTRUMENTS	-			-			-		
FUEL TANK MATERIAL	Plastic			Plastic			Plastic		
SOCKETS	1 x 230V Schuko 16A IP54 1 x CEE 230V 16A IP44 1 x CEE 230V 32A IP44			1 x 230V Schuko 16A IP54 1 x CEE 230V 16A IP44 1 x CEE 230V 32A IP44			1 x 230V Schuko 16A IP54 1 x CEE 230V 16A IP44 1 x CEE 230V 32A IP44		
AVR - AUTOMATIC VOLTAGE REGULATOR	-			s			s		
CONNector for AMF/RSS	-			√			√		
PROTECTIONS**									
OIL GUARD	-			√			√		
MAGNETO THERMAL PROTECTION	√			√			√		
THERMAL PROTECTION	-			√			√		
DIFFERENTIAL PROTECTION	√			√			√		
ALTERNATOR PROTECTION	IP			23			23		
OPTIONALS									
AMF - AUTOMATIC CONTROL PANEL (CONN)	-			0			0		
RSS - REMOTE START / STOP (CONN)	-			0			0		
MTS- MANUAL TRANSFER SWITCH	0			0			0		
TRANSPORTATION KIT With fixed handles	0			-			-		
TRANSPORTATION KIT With folding handles	0			0			0		

P SERIES PETROL

GENERATING SET	P 12000			P 12000		
	SINGLE PHASE			THREE PHASE		
POWER SUPPLY						
POWER THREE PHASE						
STAND BY POWER LTP	-			11,1 / 13,9		
CONTINUOUS POWER COP	-			9,5 / 11,8		
POWER SINGLE PHASE						
STAND BY POWER LTP	-			10,7 / 11,9		
CONTINUOUS POWER COP	-			9,1 / 10,0		
POWER SPECIFICATIONS						
VOLTAGE	230			400 / 230		
FREQUENCY	50			50		
POWER FACTOR	0,9			0,8 / 0,9		
ENGINE						
BRAND	Honda			Honda		
MODEL	GX630			GX630		
FUEL	Petrol			Petrol		
DISPLACEMENT	688			688		
SPEED	3000			3000		
CYLINDER	2 V angle			2 V angle		
COOLING SYSTEM	Air			Air		
STARTING SYSTEM	Electric			Electric		
CONSUMPTION						
FUEL CONSUMPTION at 75% of load	4,23			4,23		
FUEL TANK CAPACITY	24,0			24,0		
RUNNING TIME at 75% of load	5,67			5,67		
NOISE EMISSION						
NOISE PRESSURE LEVEL at 7 mt	61			61		
GUARANTEED SOUND POWER LEVEL	89			89		
DIMENSION AND WEIGHT						
LENGTH	990			990		
WIDTH	602			602		
HEIGHT	826			826		
WEIGHT (DRY)	188			188		
STANDARD EQUIPMENTS **						
DIGITAL DISPLAY	-			V - Hz- h		
ANALOG INSTRUMENTS	-			-		
FUEL TANK MATERIAL	Plastic			Plastic		
SOCKETS	1 x 230V Schuko 16A IP54 1 x CEE 230V 16A IP44 1 x CEE 230V 32A IP44			1 x 230V Schuko 16A IP54 2 x CEE 230V 16A IP44 1 x 400V CEE 16A IP44		
AVR - AUTOMATIC VOLTAGE REGULATOR	-			s		
CONNector for AMF/RSS	-			√		
PROTECTIONS**						
OIL GUARD	-			√		
MAGNETO THERMAL PROTECTION	√			√		
THERMAL PROTECTION	-			√		
DIFFERENTIAL PROTECTION	√			√		
ALTERNATOR PROTECTION	IP			23		
OPTIONALS						
AMF - AUTOMATIC CONTROL PANEL (CONN)	0			0		
RSS - REMOTE START / STOP (CONN)	0			0		
MTS- MANUAL TRANSFER SWITCH	0			-		
TRANSPORTATION KIT With fixed handles	0			-		
TRANSPORTATION KIT With folding handles	0			0		

- = Not available - o = Accessory available - s = Supplement (version available when ordered) - √ standard - ** = Other configurations and detailed specifications are available on www.pramac.com

P Series

Super silent air-cooled generators engineered to give you the best performance meeting the lowest noise levels.



DIESEL

PROPERTIES ADVANTAGES



High-level noise suppression, (noise tested in our own dedicated semi anechoic chamber)



Fully equipped control panel with sockets and CONNector (prewired for remote control RSS or AMF)



Protection oil guard: low oil shutdown system



Engine protection unit: High engine temperature; Low oil pressure; Low Fuel Level; Battery Charger alternator failure

OPTIONALS



Visual fuel level indicator and lateral fuel refilling (no need to open the generator)



Automatic Mains Failure (AMF) panel



Remote Start/Stop (RSS) wireless for versions with CONNector (max open distance 90m)



Transportation kit with folding handles

P SERIES DIESEL

GENERATING SET		P 6000 s		P 6000 s	
POWER SUPPLY		SINGLE PHASE		THREE PHASE	
POWER THREE PHASE					
STAND BY POWER LTP	kW / kVA		-		5,5 / 6,9
CONTINUOUS POWER COP	kW / kVA		-		4,5 / 5,6
POWER SINGLE PHASE					
STAND BY POWER LTP	kW / kVA		5,4 / 5,9		2,9 / 3,2
CONTINUOUS POWER COP	kW / kVA		4,4 / 4,9		2,7 / 3,0
POWER SPECIFICATIONS					
VOLTAGE	Volt		230		400 / 230
FREQUENCY	Hz		50		50,00
POWER FACTOR	cos Φ		0,9		0,8 / 0,9
ENGINE					
BRAND			Yanmar		Yanmar
MODEL			L100N		L100N
FUEL			Diesel		Diesel
DISPLACEMENT	cc		435		435
SPEED	rpm		3000		3000
CYLINDER			1 vertical		1 vertical
COOLING SYSTEM			Air		Air
STARTING SYSTEM			Electric		Electric
CONSUMPTION					
FUEL CONSUMPTION at 75% of load	L/h		1,45		1,46
FUEL TANK CAPACITY	L		19,0		19
RUNNING TIME at 75% of load	h		13,1		13,01
NOISE EMISSION					
NOISE PRESSURE LEVEL at 7 mt	db(A)		56		56
GUARANTEED SOUND POWER LEVEL	LWA db(A)		84		84
DIMENSION AND WEIGHT					
LENGTH	mm		970		970
WIDTH	mm		580		580
HEIGHT	mm		927		927
WEIGHT (DRY)	kg		203		203
STANDARD EQUIPMENTS **					
ANALOG INSTRUMENTS			Voltmeter		Voltmeter
FUEL TANK MATERIAL			Plastic		Plastic
SOCKETS			1 x 230V Schuko 16A IP54 1 x CEE 230V 16A IP44 1 x CEE 230V 32A IP44		1 x 230V Schuko 16A IP54 1 x CEE 230V 16A IP44 1 x CEE 400V 16A IP44
CONNector for AMF/RSS			√		√
PROTECTIONS**					
ENGINE PROTECTION UNIT			√		√
- OIL GUARD			√		√
- HIGH ENGINE TEMPERATURE			√		√
- LOW FUEL LEVEL			√		√
- BATTERY CHARGER ALTERNATOR FAILURE			√		√
MAGNETO THERMAL PROTECTION			√		√
THERMAL PROTECTION			√		√
DIFFERENTIAL PROTECTION	DPP		√		√
ALTERNATOR PROTECTION	IP		23		23
OPTIONALS					
AMF - AUTOMATIC CONTROL PANEL (CONN)			0		0
RSS - REMOTE START / STOP (CONN)			0		0
MTS- MANUAL TRANSFER SWITCH			0		-
TRANSPORTATION KIT With folding handles			0		0

- = Not available - 0 = Accessory available - √ standard - **= Other configurations and detailed specifications are available on www.pramac.com

P Series

Air-cooled and water-cooled generators engineered to give you the best performance meeting the lowest noise levels. Designed to be easily moved especially in construction yards.



DIESEL

P12000




DIESEL

P11000

PROPERTIES ADVANTAGES



Complete control panel with isometer. For other configurations and detailed specifications visit: www.pramac.com



Three phase versions with power selector DELTA STAR (P11000 / P12000 Hatz)



Canopy can be easily opened for inspection and maintenance operations (P11000)



Canopy can be easily opened for inspection and maintenance operations (P12000)

OPTIONALS



Automatic Mains Failure (AMF) panel



Coolant pre-heating system (PHS)



Transportation kit for construction site with strong handles and reinforced wheels (Standard on P12000 Hatz)



Transportation kit for construction site with strong handles and reinforced wheels (Optional on P11000)



Remote Start/Stop (RSS) wireless for versions with CONNector (max open distance 90m)

P SERIES DIESEL			
GENERATING SET	P 11000		P 11000 P 12000
	SINGLE PHASE		THREE PHASE
POWER SUPPLY			
POWER THREE PHASE			
STAND BY POWER LTP	kW / kVA	-	8,6 / 10,8 12,6 / 15,8
CONTINUOUS POWER COP	kW / kVA	-	8,0 / 10,0 9,6 / 12,0
POWER SINGLE PHASE			
STAND BY POWER LTP	kW / kVA	9,7 / 10,8	5,9 / 6,6* 8,2 / 9,1*
CONTINUOUS POWER COP	kW / kVA	9,0 / 10,0	5,4 / 6,0* 7,7 / 8,5*
POWER SPECIFICATIONS			
VOLTAGE	Volt	230	400 / 230 400 / 230
FREQUENCY	Hz	50	50 50
POWER FACTOR	cos Φ	0,9	0,8/0,9 0,8/0,9
ENGINE			
BRAND		Yanmar	Yanmar Hatz
MODEL		3TNV70-HGE	3TNV70-HGE 2G40
FUEL		Diesel	Diesel Diesel
DISPLACEMENT	cc	854	854 997
SPEED	rpm	3000	3000 3000
CYLINDER		3 in line	3 in line 2 in line
COOLING SYSTEM		Water	Water Air
STARTING SYSTEM		Electric	Electric Electric
CONSUMPTION			
FUEL CONSUMPTION at 75% of load	L/h	3,05	2,65 2,74
FUEL TANK CAPACITY	L	24	24 17
RUNNING TIME at 75% of load	h	7,87	9,06 6,2
NOISE EMISSION			
NOISE PRESSURE LEVEL at 7 mt	db(A)	68	68 69
GUARANTEED SOUND POWER LEVEL	LWA db(A)	96	96 97
DIMENSION AND WEIGHT			
LENGTH	mm	1400	1400 1270
WIDTH	mm	650	650 610
HEIGHT	mm	975	975 816
WEIGHT (DRY)	kg	325	325 275
STANDARD EQUIPMENTS **			
ANALOG INSTRUMENTS		Voltmeter	Voltmeter Voltmeter
		Hourmeter	Hourmeter Hourmeter
FUEL TANK MATERIAL		Plastic	Plastic Plastic
POWER SELECTOR DELTA STAR		-	√* √*
SOCKETS		2 x CEE 230V 16A IP44 1 x CEE 230V 32A IP44	1 x CEE 230V 16A IP44 1 x CEE 230V 16A IP44 1 x CEE 230V 32A IP44 1 x CEE 230V 32A IP44 1 x CEE 400V 16A IP44 1 x CEE 400V 16A IP44
CONNector for AMF/RSS		-	- s
PROTECTIONS**			
OIL GUARD		√	√ Lamp alert
HIGH ENGINE TEMPERATURE		√	√ -
MAGNETO THERMAL PROTECTION		√	√ √
THERMAL PROTECTION		√	√ √
ISOMETER PROTECTION	IPP	√	√ √
ALTERNATOR PROTECTION	IP	23	23 23
OPTIONALS			
AMF - AUTOMATIC CONTROL PANEL		s	s s
PHS - COOLANT PRE-HEATING SYSTEM		s (only for AMF)	s (only for AMF) -
RSS - REMOTE START / STOP (CONN)		-	- s
MTS- MANUAL TRANSFER SWITCH		0	- -
TRANSPORTATION KIT		0	0 √

- = Not available - 0 = Accessory available - s = Supplement (version available when ordered) - √ standard - * = Power 230V available with commutator DELTA STAR
 ** = Other configurations and detailed specifications are available on www.pramac.com

P Inverter Series

When your target is to provide clean and stable power for sensitive electronics, the P Inverter Series is a top performer: easy to carry, fuel efficient and with low-noise level.



PETROL

P3000i
P4500i



PETROL

P2000i



PROPERTIES ADVANTAGES



Electronic inverter technology ideal for applications requiring low noise and a high-quality, stable voltage



Auto power save for adjusting the motor speed according to the power required by the load. Reduced consumption. Low noise level



Control panel complete with command controls, instrumentation and service outlets. P2000i provided with parallel kit



Lightweight and compact, easily transportable by handles or four wheels

OPTIONALS



Easy to handle and transport



Yamaha MZ80 engine (P2000i)



- Robin-Subaru engine EX17 (P3000i)
- Robin-Subaru engine EX27 (P4500i)



Manual transfer switch 40A (for manual control versions 230V)

P SERIES INVERTER PETROL				
INVERTER		P 2000 i	P 3000 i	P 4500 i
POWER SUPPLY		SINGLE PHASE		
POWER SINGLE PHASE				
STAND BY POWER LTP	kW / kVA	2,0 / 2,0	2,8 / 2,8	4,3 / 4,3
CONTINUOUS POWER COP	kW / kVA	1,6 / 1,6	2,5 / 2,5	3,8 / 3,8
POWER SPECIFICATIONS				
VOLTAGE	Volt	230	230	230
FREQUENCY	Hz	50	50	50
POWER FACTOR	cos Φ	1	1	1
ENGINE				
BRAND		Yamaha	Robin-Subaru	Robin-Subaru
MODEL		MZ80	EX17	EX27
FUEL		Petrol	Petrol	Petrol
DISPLACEMENT	cc	79	169	265
SPEED	rpm	Variable	Variable	Variable
CYLINDER		1 vertical	1 inclined	1 inclined
COOLING SYSTEM		Air	Air	Air
STARTING SYSTEM		Recoil	Recoil	Electric
CONSUMPTION				
FUEL CONSUMPTION at 75% of load	L/h	0,79	1,25	1,66
FUEL TANK CAPACITY	L	4,2	10,8	12,8
RUNNING TIME at 75% of load	h	5,3	8,6	7,7
NOISE EMISSION				
NOISE PRESSURE LEVEL at 7 mt	db(A)	59	58	62
GUARANTEED SOUND POWER LEVEL	LWA db(A)	91	90	93
DIMENSION AND WEIGHT				
LENGTH	mm	498	537	580
WIDTH	mm	289	482	527
HEIGHT	mm	461	583	618
WEIGHT (DRY)	kg	22	54	74
STANDARD EQUIPMENTS **				
VOLTAGE REGULATION		Inverter	Inverter	Inverter
AUTO POWER SAVE		√	√	√
PARALLEL KIT		√	-	-
DIGITAL DISPLAY		-	V - Hz - h	V - Hz - h
FUEL TANK MATERIAL		Plastic	Metal	Metal
FUEL GAUGE		-	√	√
PILOT LAMP		√	-	-
SOCKETS		1 x 230V Schuko 16A IP54	2 x 230V Schuko 16A IP54	2 x 230V Schuko 16A IP54
BATTERY CHARGER		12V DC 8A	12V DC 8,3A	12V DC 8,3A
WHEELS AND HANDLES		-	√	√
PROTECTIONS**				
OIL GUARD		√	√	√
OVERLOAD		√	√	√
SHORT CIRCUIT		√	√	√
OVERSPEED SHUTDOWN		√	√	√
OVERTEMPERATURE		√	√	√
ALTERNATOR PROTECTION	IP	23	23	23
OPTIONALS				
MTS- MANUAL TRANSFER SWITCH		o	o	o

- = Not available - o = Accessory available - √ standard - ** = Other configurations and detailed specifications are available on www.pramac.com

TG Series

PTO generators are a safe and versatile power source able to generate low cost efficient power for any kind of agricultural use.



PROPERTIES ADVANTAGES



Easy and secure coupling



Control panel: Voltmeter, Frequency meter and sockets



PTO drive shaft holder for easy and safety coupling



Differential and thermomagnetic protection

VERSIONS



IP 23 Version - sturdy protective tubular frame (roll bar)



IP 23 Version - universal joint with protective cap



IP 44 Version - complete with RTE module (min and max V or Hz protection)



IP 44 Version - supplement with protection against solid objects larger than 1 mm and against liquid penetration

		TG SERIES										
PTO SHAFT GENERATORS		TG12/3	TG16/3	TG20/3	TG25/3	TG25/15	TG27/15	TG30/15	TG42/15	TG48/15	TG62/15	TG72/15
POWER THREE PHASE												
CONTINUOUS POWER COP	kVA	12,0	16,0	20,0	25,0	25,0	27,0	30,0	42,0	48,0	62,0	72,0
POWER SINGLE PHASE												
CONTINUOUS POWER COP	kVA	6,0	8,0	10,0	12,0	10,0	11,0	12,0	14,7	16,7	21,6	25,2
POWER SPECIFICATIONS												
VOLTAGE	V	400/230	400/230	400/230	400/230	400/230	400/230	400/230	400/230	400/230	400/230	400/230
FREQUENCY	Hz	50	50	50	50	50	50	50	50	50	50	50
POWER FACTOR	cos Φ	0,8/1,0	0,8/1,0	0,8/1,0	0,8/1,0	0,8/1,0	0,8/1,0	0,8/1,0	0,8/1,0	0,8/1,0	0,8/1,0	0,8/1,0
GEAR BOX REVOLUTION	rpm	3000	3000	3000	3000	1500	1500	1500	1500	1500	1500	1500
POWER (TRACTOR)	kW/HP	22/30	29/40	37/50	44/60	44/60	48/65	51/70	74/100	88/120	103/140	118/160
REVOLUTION PTO SHAFT	rpm	435	435	435	435	430	430	430	395	395	395	395
VOLTAGE REGULATION SYSTEM	Type	Compound	Compound	Compound	Compound	AVR	AVR	AVR	AVR	AVR	AVR	AVR
VOLTAGE ACCURACY	%	5	5	5	5	1,5	1,5	1,5	0,5	0,5	0,5	0,5
DIMENSION AND WEIGHT												
LENGTH	mm	746	746	958	958	958	958	958	1110	1110	1110	1110
WIDTH	mm	580	580	645	645	645	645	645	720	720	720	720
HEIGHT	mm	958	958	1003	1003	1003	1003	1003	1322	1322	1322	1322
WEIGHT (DRY)	kg	110	121	148	154	199	201	213	355	360	399	440
STANDARD EQUIPMENTS **												
THERMOMAGNETIC PROTECTION		√	√	√	√	√	√	√	√	√	√	√
DIFFERENTIAL PROTECTION		√	√	√	√	√	√	√	√	√	√	√
VOLTMETER		√	√	√	√	√	√	√	√	√	√	√
FREQUENCY METER		√	√	√	√	√	√	√	√	√	√	√
SOCKETS		1 x 230V Schuko 16A										
		1x 230V CEE 16A	1x 230V CEE 32A	1x 230V CEE 32A	1x 230V CEE 32A	1x 400V CEE 32A	1x 400V CEE 32A	1x 400V CEE 32A	1x 400V CEE 32A	1x 400V CEE 32A	1x 400V CEE 32A	1x 400V CEE 32A
		1x 400V CEE 16A	1x 400V CEE 32A	1x 400V CEE 32A	1x 400V CEE 32A	1x 400V CEE 63A	1x 400V CEE 63A	1x 400V CEE 63A	1x 400V CEE 63A	1x 400V CEE 63A	1x 400V CEE 125A	1x 400V CEE 125A
ALTERNATOR & SOCKET PROTECTION												
SOCKET PROTECTION		IP54	IP54	IP54	IP54	IP54	IP54	IP54	IP54	IP54	IP54	IP54
ALTERNATOR PROTECTION		IP23	IP23	IP23	IP23	IP23	IP23	IP23	IP23	IP23	IP23	IP23
OPTIONALS												
AVAILABLE VERSION IP44*		s	s	s	s	s	-	s	s	s	s	s

s = Supplement (version available when ordered) - √ standard - * = In the IP44 version, the power is reduced by 10% - ** = Other configurations and detailed specifications are available on www.pramac.com

W Series

Welder generators specifically designed for small repairs, or for more advanced applications. Up to 220A you can use rutile, basic or cellulosic electrode up to 5mm diameter.



Optional




PETROL

PROPERTIES ADVANTAGES



Different types of plugs available for welders



Fully equipped control panel for welder and genset

OPTIONALS



Transportation kit with fixed handles



Transportation kit with height-adjustable folding handles



Complete welding kit: mask, gloves, brush, box for electrodes, light glasses 90x110 mm (5x), dark glass, welding wire 35 mm² - 5m- with plug dia. 13mm, ground wire 35 mm² - 5m- with plug dia. 13mm

W SERIES PETROL

WELDER GENERATOR		W 220
WELDER PARAMETERS		
WELDING CURRENT	A	40 / 220
MIN/MAX WELDING VOLTAGE	V	21,6 / 28,8
WELDING SERVICE at 60%	A	170
MAX DIAMETER OF ELECTRODE		
RUTILE	mm	5
BASIC	mm	5
CELLULOSE	mm	5
POWER GENERATOR		
VOLTAGE	V	400 / 230
FREQUENCY	Hz	50
POWER THREE PHASE		
STAND BY POWER LTP	kW / kVA	5,5 / 6,1
CONTINUOUS POWER COP	kVA	5,2
POWER SINGLE PHASE		
STAND BY POWER LTP	kW / kVA	2,4 / 2,7
CONTINUOUS POWER COP	kVA	2,3
ENGINE		
BRAND		Honda
MODEL		GX390
FUEL		Petrol
DISPLACEMENT	cc	389
SPEED	rpm	3000
COOLING SYSTEM		Air
STARTING SYSTEM		Recoil
CONSUMPTION		
FUEL CONSUMPTION at 75% of load	L/h	2,2
FUEL TANK CAPACITY	L	6,1
FUEL TANK MATERIAL		Metal
RUNNING TIME at 75% of load	h	2,8
NOISE EMISSION		
NOISE PRESSURE LEVEL at 7 mt	db(A)	72
GUARANTEED SOUND POWER LEVEL	LWA db(A)	97
DIMENSION AND WEIGHT		
LENGTH	mm	875
WIDTH	mm	620
HEIGHT	mm	600
WEIGHT (DRY)	kg	80
STANDARD EQUIPMENTS**		
SOCKETS		2 x welding socket 1 x 230V Schuko 16A 1 x 230V CEE 16A 1 x 400V CEE 16A
ALTERNATOR AND SOCKET PROTECTION		
ALTERNATOR PROTECTION	IP	23
SOCKET PROTECTION	IP	44
OPTIONALS		
WELDING KIT		0
TRANSPORTATION KIT With fixed handles		0
TRANSPORTATION KIT With folding handles		0

** = Other configurations and detailed specifications are available on www.pramac.com - 0 = Accessory available

MP Series

Whenever it is necessary to move large quantities of water, facing a flood or simply filling a pond, these petrol powered pumps are your perfect ally.



PETROL

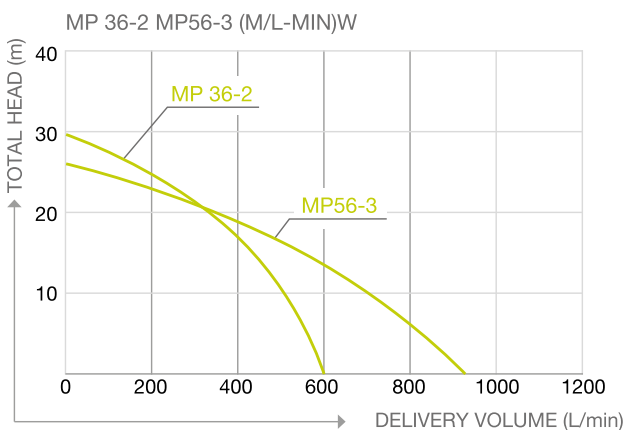
PROPERTIES ADVANTAGES



Standard equipment



- Durable like trash pump (for sandy and muddy water)
- Compact and light like clear water pump



OPTIONALS



Inlet, Outlet Pipes

MP SERIES PETROL			
MOTOR PUMPS		MP 36-2	MP 56-3
PUMP			
TYPE		Semitrash	Semitrash
MAX DELIVERY HEAD	m	30	26
FLOW	L/min	600	930
SPEED	rpm	3600	3600
INPUT/OUTPUT DIAMETER	inch	2	3
ENGINE			
BRAND		Honda	Honda
MODEL		GX120	GX160
FUEL		Petrol	Petrol
DISPLACEMENT	cc	118	163
COOLING SYSTEM		Air	Air
STARTING SYSTEM		Recoil	Recoil
CONSUMPTION			
FUEL CONSUMPTION at 75% of load	L/h	1,0	1,4
FUEL TANK CAPACITY	L	2	3,1
RUNNING TIME at 75% of load	h	2,0	2,2
NOISE EMISSION			
NOISE PRESSURE LEVEL at 7 mt	db(A)	78	80
GUARANTEED SOUND POWER LEVEL	LWA db(A)	103	105
DIMENSION AND WEIGHT			
LENGTH	mm	470	477
WIDTH	mm	365	416
HEIGHT	mm	390	466
WEIGHT (DRY)	kg	26	28
STANDARD EQUIPMENTS **			
OIL GUARD SYSTEM		√	√
FUEL TANK MATERIAL		Metal	Metal
HOSE BAND	n°	3	3
COUPLINGS SET	n°	2	2
FILTER	n°	1	1
SPARK PLUG TOOL		√	√
OPTIONALS			
INLET PIPES 2" or 3" LENGTH 8/25m		0	0
OUTLET PIPE 2" or 3" LENGTH 10/50/100m		0	0

o = Accessory available - √ standard - ** = Other configurations and detailed specifications are available on www.pramac.com

PW Series

Petrol and diesel driven cold water high pressure washers designed to meet your professional and recreational demands.



PW 240

PW 3000

PW 240



PETROL
DIESEL



PROPERTIES ADVANTAGES



First-class equipment easy to mount, designed with high grade materials



Pressure regulator knob PW 3000 with electric start key



User-friendly and robust high pressure washers, studied to assure high quality control of our appliances



Transportation kit

PW SERIES PETROL

HIGH PRESSURE WASHERS		PW 240	
PUMP			
MAX PRESSURE	bar		240
MAX PRESSURE	psi		3500
FLOW	L/min		13
SPEED	rpm		3400
TYPE			DIRECT DRIVE
ENGINE			
BRAND			Honda
MODEL			GX390
FUEL			Petrol
DISPLACEMENT	cc		389
CYLINDER			1 inclined
COOLING SYSTEM			Air
STARTING SYSTEM			Recoil
CONSUMPTION			
FUEL CONSUMPTION at 75% of load	L/h		2,0
FUEL TANK CAPACITY	L		6,1
RUNNING TIME at 75% of load	h		3,0
NOISE EMISSION			
NOISE PRESSURE LEVEL at 7 mt	db(A)		78
GUARANTEED SOUND POWER LEVEL	LWA db(A)		103
DIMENSION AND WEIGHT			
LENGTH	mm		951
WIDTH	mm		765
HEIGHT	mm		655
WEIGHT (DRY)	kg		64
STANDARD EQUIPMENTS			
TRANSPORTATION KIT			√
OIL GUARD			√
FUEL TANK MATERIAL			Metal
PRESSURE REGULATING VALVE			√
LANCE PRESSURE WASHER	Type		DOUBLE LANCE
PRESSURE HOSE	m		9
SUCTION TUBE	m		2
SUCTION FILTER			√
FLEXIBLE PIPE CLEANER	m		1
DETERGENT SUCTION FILTER			√


PW SERIES DIESEL

HIGH PRESSURE WASHERS		PW 3000	
PUMP			
MAX PRESSURE	bar		200
MAX PRESSURE	psi		2900
FLOW	L/min		15
SPEED	rpm		1450
TYPE			GEAR BOX 2:1
ENGINE			
BRAND			Yanmar
MODEL			L100N
FUEL			Diesel
DISPLACEMENT	cc		435
CYLINDER			1 vertical
COOLING SYSTEM			Air
STARTING SYSTEM			Electric
CONSUMPTION			
FUEL CONSUMPTION at 75% of load	L/h		1,45
FUEL TANK CAPACITY	L		5,5
RUNNING TIME at 75% of load	h		3,8
NOISE EMISSION			
NOISE PRESSURE LEVEL at 7 mt	db(A)		83
GUARANTEED SOUND POWER LEVEL	LWA db(A)		108
DIMENSION AND WEIGHT			
LENGTH	mm		1040
WIDTH	mm		590
HEIGHT	mm		790
WEIGHT (DRY)	kg		117
STANDARD EQUIPMENTS			
TRANSPORTATION KIT			√
FUEL TANK MATERIAL			Metal
PRESSURE REGULATING VALVE			√
LANCE PRESSURE WASHER	Type		DOUBLE LANCE
PRESSURE HOSE	m		9
SUCTION TUBE	m		2
SUCTION FILTER			√
FLEXIBLE PIPE CLEANER	m		1
DETERGENT SUCTION FILTER			√



Lighting equipment

If you need to illuminate a concert or a sport event, when you face emergency needs, or you want to supply lighting for construction sites, our range of mobile lighting solutions are ready to shine. PRAMAC offers professional solutions for outdoor needs, such as mobile and towable lighting towers, with site or road trailer and cost-effective lighting solutions, easy to install, transport and store.



LSW6K

Provided with manual or hydraulic lifting, these compact towable lighting towers are equipped with site or road trailer ideal for quick deployment and manoeuvrability. Thanks to their 4 - 1000 watt metal halide lights these towers cover more than 4,000 square meters being your perfect professional solution for outdoor needs, such as road and bridge construction, emergency and disaster relief, general construction, oil and gas work.

PROPERTIES ADVANTAGES



Metal Halide 4x1000W lamps



Four stabilizers with manual rotation for travel configuration



Manual cable winches for lift-up and tilt



Manual control panel and integrated fuel tank



MANUAL



LSW9Y

PROPERTIES ADVANTAGES




340° mast rotation by hand



Emergency stop and 16A-230V outlet socket



Metal halide 4x1000W lamps



Height-adjustable drawbar (option)

HYDRAULIC



LIGHT TOWER

LIGHTING FEATURES		LSW 6K	LSW 9Y	
FLOODLIGHTS	n° x Watt	4 x 1000W	4 x 1000W	
LAMPS	Type	Metal halide	Metal halide	
LIT UP AREA	m2	4000	4000	
LIGHTING CAPACITY	Lumen	404000	360000	
PROTECTION	IP	55	55	
LAMP AUTONOMY	hours	10000	9000	
MAST CHARACTERISTICS				
MAST		Galvanized steel	Galvanized steel	
MAXIMUM HEIGHT	m	9,15	9	
LIFTING SYSTEM		Manual	Hydraulic	
ANGLE OF PIVOTING		360°	340°	
PIVOTING SYSTEM	Type	Manual	Manual	
ANTI-PIVOTING SYSTEM	Type	Mechanical	Mechanical	
ADJUSTABLE STABILIZERS	n°	4	4	
ENGINE				
BRAND		Kohler	Yanmar	
MODEL		KDW1003	3TNV76-GPGE	
FUEL		Diesel	Diesel	
DISPLACEMENT	cc	1000	1116	
SPEED	rpm	1500	1500	
CYLINDER		3 in line	3 in line	
COOLING SYSTEM		Water	Water	
ASPIRATION		Natural	Natural	
ALTERNATOR				
INSULATION	Class	H	H	
ALTERNATOR PROTECTION	IP	21	21	
AUTONOMY				
FUEL TANK CAPACITY	L	110	120	
RUNNING TIME (light only)	h	66	76	
NOISE EMISSION				
NOISE PRESSURE LEVEL at 7 mt	db(A)	66	58	
GUARANTEED SOUND POWER LEVEL	LWA db(A)	91	87	
CONTROL PANEL				
MANUAL KEY START		√	√	
MAIN CIRCUIT BREAKER		√	√	
CIRCUIT BREAKER	n°	4 (individual for each lamp)	4 (individual for each lamp)	
PUSH BUTTON FOR LIFTING SYSTEM	n°	-	2 (up and down)	
HOUR METER		√	√	
FUEL LEVEL INDICATOR		(Visible from tank)	√	
LOW OIL PRESSURE (PROTECTION)		√	√	
HIGH ENGINE TEMPERATURE		√	√	
EMERGENCY STOP BUTTON		S	√	
SOCKETS	n° Type	1 Schuko 230V	1 CEE 230V 16A	
SYSTEMS TRAILERS AVAILABLE		TRAILER (ROAD EXTRA UE)	STR SITE TRAILER	RTR ROAD TRAILER
LENGHT (TRAVEL)	mm	4458	2584	3011
WIDTH (TRAVEL)	mm	1242	1342	1342
HEIGHT (TRAVEL)	mm	1837	2462	2468
LENGTH - OPERATING CONDITION	mm	3018	2584	3011
WIDTH - OPERATING CONDITION	mm	2776	2742	2742
HEIGHT - OPERATING CONDITION	mm	9522	8838	8838
WEIGHT (DRY)	kg	680	970	970
CONNECTION DRAWBAR	Type	BALL HITCH 50mm	DIN EYE 40mm	BALL HITCH 50mm
OPTIONALS				
HEIGHT-ADJUSTABLE DRAWBAR EYE		-	-	s
DRAWBAR EYES (available in different dimension)		-	s	s
ADDITIONAL INPUT PLUG (external power supply lamps)		-	s	s
MAST SAFETY SYSTEM		-	-	s

s = Supplement (version available when ordered) - √ =standard - = Not available

LIGHT Globes

PRAMAC Light Globes are the perfect solution when looking for fast high-powered light: nylon balloons automatically inflating with air in few minutes, easy to use, install and transport.

PROPERTIES ADVANTAGES



Protection grid



Transportation case

LIGHT GLOBE		750 H	2.0 H	1.0 HIT
GLOBE DIAMETER	cm	55	110	110
LIT UP AREA	m ²	310	1500	3000
LUMEN		11400	54000	80000
VOLTAGE/FREQUENCY	V / Hz	230 / 50	230 / 50	230 / 50
MAST		√	Optional	Optional
PROTECTION	IP	54	54	54
LAMP	W / Type	750W Halogen	2000W Halogen	1000 W HIT
MAX WIND SPEED	km/h	30	100	100
MAX HEIGHT	m	2,8	5*	5*
OPERATION TEMPERATURE	°C	-25 / +45	-25 / +45	-25 / +45
WEIGHT	kg	5	10	20

* = With optional mast tripod 5m - √ standard



LIGHTING Accessories

LIGHT TOWER FOR PORTABLE

The PORTABLE LIGHTING towers are designed to be assembled with our portable generators* and are an indispensable and multipurpose tool to operate on any kind of surface. Versatile, practical, lightweight, these accessories are equipped with 4000W lamps power and 4,2 meters high telescopic mast with pneumatic lifting.

PROPERTIES ADVANTAGES



Quick open/close system for legs



Mast support and four rings for lifting

LIGHT TOWER

LIGHT TOWER for portable *		500W x 4	1000W x 4
LAMPS	W x n°	500 x 4	1000 x 4
LIT UP AREA	m2	700	1500
LUMEN		38000	88000
VOLTAGE/FREQUENCY	V / Hz	230 / 50	230 / 50
ELEVATION	Type	Pneumatic	Pneumatic
PROTECTION	IP	65	65
LAMP	Type	Halogen	Halogen
LAMP AUTONOMY	hours	2000	2000
MAX HEIGHT	m	4,2	4,2
OPERATION TEMPERATURE	°C	-5 / +45	-5 / +45
WEIGHT	kg	9	15

* compatible with the following product series: ES, S Diesel



HLT SERIES

Mobile hydraulic lighting towers with incorporated trailer and without generator mainly designed for construction and mining environments.



PROPERTIES ADVANTAGES



6 x 1.500W quartz/iodine halogen lamps or 6 x 400W metal halide lamps



Steel box for placement of lamps once they have been removed from the tower



HLT (HYDRAULIC LIGHT TOWERS) TRAILERS

LIGHTING FEATURES	HLT 6 x 400W		HLT 6 x 1500W				
	6 x 400W	Metal halide	6 x 1500W	Halogen			
FLOODLIGHTS	n° x Watt						
LAMPS	Type						
LIT UP AREA	m2	2500	1200				
LIGHTING CAPACITY	Lumen	192000	200000				
PROTECTION	IP	55	55				
LAMP AUTONOMY	hours	5000	4000				
MAST CHARACTERISTICS							
MAST			Galvanized steel				
MAXIMUM HEIGHT	m		9				
LIFTING SYSTEM			Hydraulic				
ANGLE OF PIVOTING			355°				
PIVOTING SYSTEM	Type		Manual				
BLOCK SYSTEM	Type		Mechanical				
CONTROL PANEL							
CIRCUIT BREAKER	n°		3 (one for each two lamps)				
PUSH BUTTON FOR LIFTING SYSTEM	n°		2 (up and down)				
STANDARD EQUIPMENTS							
FRAME STRUCTURE	Type		Galvanized steel				
STABILIZER ADJUSTABLE	n°		4				
STEEL BOX FOR STORAGE OF THE LAMPS			√				
SYSTEMS TRAILERS AVAILABLE							
LENGHT	mm	STR SITE TRAILER: 4300	RTR ROAD TRAILER: 4800	STR SITE TRAILER: 4300	RTR ROAD TRAILER: 4800		
WIDTH	mm	1600	1800	1600	1800		
HEIGHT	mm	2100	2250	2100	2250		
LENGTH - OPERATING CONDITION	mm	4300	4800	4300	4800		
WIDTH - OPERATING CONDITION	mm	2420	2690	2420	2690		
HEIGHT - OPERATING CONDITION	mm	9700	8350	9700	8350		
WEIGHT (without genset)	kg	630	882	630	882		
CONNECTION DRAWBAR	Type	DIN EYE 40mm	BALL HITCH 50mm	DIN EYE 40mm	BALL HITCH 50mm		
POWER CONNECTION AVAILABLE (WITH PLUG 400 / 230V)							
OPTIONALS							
GENSET (MODELS COMPATIBILITY)	Type	32A	63A	32A	63A	32A	63A
DRAWBAR EYES (available in different dimension)		1	2	1	2	1	2
		s	s	s	s	s	s

1 = GSW10/15/22P - GSW10/15/22Y CANOPY (MCP/MPF/ACP) - 2 = GSW30/45P - GSW30/45Y CANOPY (MCP/MPF/ACP) - s = Supplement (version available when ordered) - √ = standard



B2

www.pramac.com

GSW 560
PowerEngineering

Stationary

PRAMAC Stationary division covers a wide range of generators up to 3360 kVA able to satisfy many requirements, regardless of the field of activity: industrial, medical, telecommunications or residential applications, among others. Available in open, container and soundproof versions, our stationary generators serve the most demanding customer needs with a range of control panel solutions and many optional features and accessories.



Main applications

Construction



Agriculture



Transport



Public & Utilities



Industry



Healthcare




Telecommunications



Data centers



Commercial & Retail



Sport & Recreation



GX Series



GXW 18-45

The GXW Series offers generators both for on-grid and off-grid applications. With a simple design and a standard equipment, these generators are the right choice for those customers wanting a professional product easy to use especially for starting operation tasks. Available both in open and soundproof version with automatic control panel.



OPEN



Easy oil draining (oil drain cap)



Industrial silencer delivered loose



Moving and rotating parts protections against accidental contacts



GXW 18-45

CANOPY



Visual fuel level indicator



Canopy noise attenuation with polyurethane foam



Easy fuel refilling through external cap



GXW 18-25

CANOPY



Single detachable lifting eye



Base frame with integrated feet



Visual fuel level indicator located in the base frame



GXW 35-45



GXW 18 - 45 DIESEL

GENERATING SET		THREE PHASE							
		GXW18W		GXW25W		GXW35W		GXW45W	
		THREE PHASE 400/230V**							
		kW	kVA	kW	kVA	kW	kVA	kW	kVA
POWER SUPPLY									
THREE PHASE									
STAND BY POWER LTP		14,5	18,1	19,2	24,0	26,4	33,0	34,0	42,5
PRIME POWER PRP		13,9	17,3	17,5	21,9	26,0	32,5	31,7	39,6
POWER SPECIFICATIONS									
VOLTAGE	Volt	400		400		400		400	
FREQUENCY	Hz	50		50		50		50	
POWER FACTOR	cos Φ	0,8		0,8		0,8		0,8	
ENGINE									
BRAND		Weichai		Weichai		Weichai		Weichai	
MODEL		WP2.1D18E2		WP2.5D22E2		WP3.9D33E2		WP4.3D38E2	
FUEL		Diesel		Diesel		Diesel		Diesel	
DISPLACEMENT	cc	2088		2540		3860		4330	
SPEED	rpm	1500		1500		1500		1500	
CYLINDER		4 in line		4 in line		4 in line		4 in line	
COOLING SYSTEM		Water		Water		Water		Water	
STARTING SYSTEM		Electric		Electric		Electric		Electric	
ELECTRIC CIRCUIT	Volt	12		12		12		12	
ASPIRATION		Natural		Natural		Natural		Natural	
SPEED GOVERNOR		Mechanical		Mechanical		Mechanical		Mechanical	
EMISSION STAGE COMPLIANCE EU		Stage II		Stage II		Stage II		Stage II	
STAND BY POWER LTP	kW	18,3		24,2		36,6		41,8	
PRIME POWER PRP	kW	17,5		22,0		33,3		38,0	
ALTERNATOR									
TYPE		Brushless		Brushless		Brushless		Brushless	
POLES		4		4		4		4	
VOLTAGE REGULATION SYSTEM		Electronic		Electronic		Electronic		Electronic	
ALTERNATOR PROTECTION	IP	22		22		22		22	
CONSUMPTION									
FUEL CONSUMPTION at 75% / 100% of load	L/h	3,68 / 4,90		4,62 / 6,16		6,51 / 8,63		7,93 / 10,49	
VERSION		OPEN	CANOPY	OPEN	CANOPY	OPEN	CANOPY	OPEN	CANOPY
NOISE EMISSION									
NOISE PRESSURE LEVEL at 7 mt	db(A)	*	67	*	67	*	67	*	67
GUARANTEED SOUND POWER LEVEL	LWA db(A)	*	96	*	96	*	96	*	96
DIMENSION AND WEIGHT									
LENGTH	mm	1650	1650	1650	1650	2200	2200	2200	2200
WIDTH	mm	1000	1000	1000	1000	1030	1030	1030	1030
HEIGHT	mm	1130	1130	1130	1130	1320	1320	1320	1320
WEIGHT (DRY)	kg	405	510	470	590	690	910	790	1010
FUEL TANK MATERIAL		Plastic		Plastic		Plastic		Plastic	
FUEL TANK CAPACITY	L	51		51		51		51	
RUNNING TIME at 75% of load	h	13,86		11,04		7,83		6,43	
CONTROL PANEL AVAILABLE									
AUTOMATIC CONTROL PANEL	ACP	④	⑤	④	⑤	④	⑤	④	⑤

● = Reference number; for descriptions and options see ELECTRICAL EQUIPMENT page 55 - **= Other configurations and detailed specifications are available on www.pramac.com - * Open version only for stationary applications

ELECTRICAL EQUIPMENT

GXW SERIES 18-45

CONTROL PANELS Type	ACP ④ Automatic Control Panel	ACP ⑤ Automatic Control Panel
Control panels with controls, instrumentations and protections to meet multiple applications. Designed for dedicated metallic box assembled and integrated into the generator.		
OPERATIONAL TYPES		
MANUAL START/STOP	√	√
AUTOMATIC MAIN FAILURE	√	√
AUTOMATIC START/STOP (REMOTE)	√	√
COMMAND		
OPERATION MODES	OFF Manual starting Automatic starting Automatic test	OFF Manual starting Automatic starting Automatic test
EMERGENCY STOP BUTTON	√	√
CIRCUIT BREAKER	√	√
INSTRUMENTATIONS		
TYPE	Digital control unit	Digital control unit
GENSET VOLTAGE	3 phases sensing	3 phases sensing
GENSET CURRENT INTENSITY	1 phase sensing	1 phase sensing
FREQUENCY METER	√	√
HOUR METER	√	√
OIL PRESSURE	√	√
ENGINE TEMPERATURE	√	√
GENERATING SET POWER	kVA - kW - kVA _r - Cos φ	kVA - kW - kVA _r - Cos φ
BATTERY VOLTAGE	√	√
MAINS VOLTAGE	√	√
ENGINE SPEED R.P.M.	√	√
PROTECTIONS		
LOW OIL PRESSURE	√	√
HIGH ENGINE TEMPERATURE	√	√
BATTERY CHARGER FAILURE	√	√
EARTH FAULT	√	√
CIRCUIT BREAKER PROTECTION	III Poles	III Poles
UNDER/OVER VOLTAGE	√	√
UNDER/OVER FREQUENCY	√	√
REVERSE POWER	√	√
OUTPUT**		
STANDARD SOCKETS FOR MODELS:	GXW 18-45	GXW 18-25 GXW 35-45
400V CEE 5P 32A	-	S -
400V CEE 5P 63A	-	- S
TERMINALS CONNECTION FOR LTS PANEL	√	√
PREDISPOSED FOR REMOTE CONTROL RCG	S	S
PREDISPOSED FOR REMOTE START	√	√
RS232 COMMUNICATION PORT	S	S
OPTIONALS **		
RCG - REMOTE CONTROLS	S	S
PHS - COOLANT PRE-HEATING SYSTEM	S	S
LTS - LOAD TRANSFER SWITCH	0	0

√ = Standard - 0 = Accessory available - S = Supplement (version available when ordered) - - = Not available - ** = Other configurations and detailed specifications are available on www.pramac.com

OPTIONALS

GXW SERIES 18-45

SUPPLEMENTS AND ACCESSORIES **

PHS - COOLANT PREHEATING SYSTEM

To maintain the engine at a temperature that ensures a quick start when required



LTS - LOAD TRANSFER SWITCH PANEL

To transfer the load from the mains to the generator and vice versa



RCG - REMOTE CONTROL

Large list of additional modules/devices for remote operation and control of the generating set



SKA - OUTPUT SOCKET

Output sockets sized to draw the entire genset power:
 - 32A 3P+N+T for GXW18-25W
 - 63A 3P+N+T for GXW35-45W



**= Other configurations and detailed specifications are available on www.pramac.com



GB Series



GBA 7-17



GBA is our air cooled entry series and offers the simplest way to fulfil specific power demands, mainly for isolated loads such as motor pumps and/or electrical tools. A simple design and a user-friendly interface make these generators easy to use and to maintain.

OPEN



Top mounted metal fuel tank (GBA7, GBA12)



Vertical plastic fuel tank (GBA 17)



Easy to use control panel complete with sockets



GBA 7



GBA 12



GBA 17

GBA 7 - 17 DIESEL

GENERATING SET		THREE PHASE					
POWER SUPPLY		THREE PHASE 400/230V**					
THREE PHASE		GBA7L		GBA12L		GBA17L	
		kW	kVA	kW	kVA	kW	kVA
STAND BY POWER LTP		5,3	6,7	8,8	11,0	14,1	17,6
PRIME POWER PRP		4,9	6,1	8,0	10,0	12,6	15,8
POWER SPECIFICATIONS							
VOLTAGE	Volt	400		400		400	
FREQUENCY	Hz	50		50		50	
POWER FACTOR	cos Φ	0,8		0,8		0,8	
ENGINE							
BRAND		Lombardini		Lombardini		Lombardini	
MODEL		4LD820		9LD625		11LD 626 3L	
FUEL		Diesel		Diesel		Diesel	
DISPLACEMENT	cc	817		1248		1870	
SPEED	rpm	1500		1500		1500	
CYLINDER		1 in line		2 in line		3 in line	
COOLING SYSTEM		Air		Air		Air	
STARTING SYSTEM		Electric		Electric		Electric	
ELECTRIC CIRCUIT	Volt	12		12		12	
ASPIRATION		Natural		Natural		Natural	
SPEED GOVERNOR		Mechanical		Mechanical		Mechanical	
EMISSION STAGE COMPLIANCE EU		Unregulated		Unregulated		Unregulated	
STAND BY POWER LTP	kW	6,6		10,7		16,7	
PRIME POWER PRP	kW	6,0		9,7		14,7	
ALTERNATOR							
TYPE		Brushes		Brushes		Brushes	
POLES		4		4		4	
VOLTAGE REGULATION SYSTEM		Compound		Compound		Compound	
ALTERNATOR PROTECTION	IP	21		21		21	
CONSUMPTION							
FUEL CONSUMPTION at 75% / 100% of load	L/h	1,54/ 2,06		1,97 / 2,64		3,11 / 4,17	
VERSION							
DIMENSION AND WEIGHT							
LENGTH	mm	1226		1226		1226	
WIDTH	mm	700		700		700	
HEIGHT	mm	1132		1132		1132	
WEIGHT (DRY)	kg	232		244		340	
FUEL TANK MATERIAL		Metal		Metal		Plastic	
FUEL TANK CAPACITY	L	7		10		51	
RUNNING TIME at 75% of load	h	4,55		5,08		16,40	
OPTIONALS **							
RES - RESIDENTIAL SILENCER		0		0		0	
FEC - FLEXIBLE EXHAUST COMPENSATOR		0		0		0	
CONTROL PANEL AVAILABLE							
MANUAL CONTROL PANEL	MCP	①		①		①	
AUTOMATIC START PANEL	ASP	②		②		②	

0 = Accessory; for equipment and descriptions see page 65 - ● = Reference number; for descriptions and options see ELECTRICAL EQUIPMENT page 64
 ** = Other configurations and detailed specifications are available on www.pramac.com - * Open version only for stationary applications



GBW 15-45

The GBW Series offers reliable and powerful machines designed for professional use to support electricity mains failure or serve isolated locations. Easy to transport, install and store thanks to their compact dimensions, these generators are ideal for home stand-by, construction sites, mobile workshops and small industrial applications. Available both in open and soundproof version.



OPEN



Easy oil draining (oil drain cap)



Industrial silencer delivered loose



Moving and rotating parts protections against accidental contacts

GBW 15-45



CANOPY



Integrated central lifting point



Easy fuel refilling through external tap



Canopy noise attenuation with polyurethane foam

GBW 15-22



CANOPY



Single detachable lifting eye



Base frame with integrated feet



Visual fuel level indicator located in the base frame

GBW 30-45



GBW 15 - 22 DIESEL

GENERATING SET		GBW15Y		GBW15P		GBW22Y		GBW22P	
POWER SUPPLY									
THREE PHASE									
STAND BY POWER LTP		10,6	13,2	11,5	14,3	14,9	18,6	17,2	21,5
PRIME POWER PRP		10,4	13,0	10,3	12,9	14,1	17,6	16,1	20,1
POWER SPECIFICATIONS									
VOLTAGE	Volt	400		400		400		400	
FREQUENCY	Hz	50		50		50		50	
POWER FACTOR	cos Φ	0,8		0,8		0,8		0,8	
ENGINE									
BRAND		Yanmar		Perkins		Yanmar		Perkins	
MODEL		3TNV88-BGPGEC		403D-15G		4TNV88-BGPGEC		404D-22G	
FUEL		Diesel		Diesel		Diesel		Diesel	
DISPLACEMENT		1642		1496		2190		2216	
SPEED		1500		1500		1500		1500	
CYLINDER		3 in line		3 in line		4 in line		4 in line	
COOLING SYSTEM		Water		Water		Water		Water	
STARTING SYSTEM		Electric		Electric		Electric		Electric	
ELECTRIC CIRCUIT		12		12		12		12	
ASPIRATION		Natural		Natural		Natural		Natural	
SPEED GOVERNOR		Mechanical		Mechanical		Mechanical		Mechanical	
EMISSION STAGE COMPLIANCE EU		Unregulated		Unregulated		Stage IIIA		Stage IIIA	
STAND BY POWER LTP		14,0		13,5		18,2		20,6	
PRIME POWER PRP		13,3		12,2		17,3		18,7	
ALTERNATOR									
TYPE		With brushes		With brushes		With brushes		With brushes	
POLES		4		4		4		4	
VOLTAGE REGULATION SYSTEM		Compound / Electronic		Compound / Electronic		Compound / Electronic		Compound / Electronic	
ALTERNATOR PROTECTION		22		22		22		22	
CONSUMPTION									
FUEL CONSUMPTION at 75% / 100% of load		2,88 / 3,94		2,74 / 3,60		3,75 / 5,05		3,98 / 5,28	
VERSION									
NOISE EMISSION									
NOISE PRESSURE LEVEL at 7 mt		* 67		* 66		* 67		* 66	
GUARANTEED SOUND POWER LEVEL		* 96		* 95		* 96		* 95	
DIMENSION AND WEIGHT									
LENGTH		1600		1640		1600		1645	
WIDTH		870		900		870		900	
HEIGHT		950		1075		1000		1060	
WEIGHT (DRY)		400		470		437		545	
FUEL TANK MATERIAL		Plastic		Plastic		Plastic		Plastic	
FUEL TANK CAPACITY		51		51		51		51	
RUNNING TIME at 75% of load		17,71		18,61		13,60		12,81	
CONTROL PANEL AVAILABLE									
MANUAL CONTROL PANEL		③		③		③		③	
AUTOMATIC CONTROL PANEL		④		④		④		④	

THREE PHASE

● = Reference number; for descriptions and options see ELECTRICAL EQUIPMENT page 64 - **= Other configurations and detailed specifications are available on www.pramac.com
 * Open version only for stationary applications

GBW 30 - 45 DIESEL




GENERATING SET		GBW 30 - 45 DIESEL							
		GBW30P		GBW30Y		GBW45Y		GBW45P	
THREE PHASE		kW	kVA	kW	kVA	kW	kVA	kW	kVA
POWER SUPPLY									
THREE PHASE									
STAND BY POWER LTP		26,0	32,5	26,4	33,0	35,8	44,8	38,4	48,0
PRIME POWER PRP		24,4	30,5	26,0	32,5	34,0	42,5	36,6	45,7
POWER SPECIFICATIONS									
VOLTAGE	Volt	400		400		400		400	
FREQUENCY	Hz	50		50		50		50	
POWER FACTOR	cos Φ	0,8		0,8		0,8		0,8	
ENGINE									
BRAND		Perkins		Yanmar		Yanmar		Perkins	
MODEL		1103A-33G		4TNV98-IGPGE		4TNV98T-GPGEC		1103A-33TG1	
FUEL		Diesel		Diesel		Diesel		Diesel	
DISPLACEMENT	cc	3300		3319		3319		3300	
SPEED	rpm	1500		1500		1500		1500	
CYLINDER		3 in line		4 in line		4 in line		3 in line	
COOLING SYSTEM		Water		Water		Water		Water	
STARTING SYSTEM		Electric		Electric		Electric		Electric	
ELECTRIC CIRCUIT	Volt	12		12		12		12	
ASPIRATION		Natural		Natural		Turbocharged		Turbocharged	
SPEED GOVERNOR		Mechanical		Mechanical		Mechanical		Mechanical	
EMISSION STAGE COMPLIANCE EU		Stage II		Stage IIIA		Stage II		Stage II	
STAND BY POWER LTP	kW	31,0		34,6		41,8		46,5	
PRIME POWER PRP	kW	28,2		32,9		39,7		42,2	
ALTERNATOR									
TYPE		Brushless		Brushless		Brushless		Brushless	
POLES		4		4		4		4	
VOLTAGE REGULATION SYSTEM		Electronic		Electronic		Electronic		Electronic	
ALTERNATOR PROTECTION	IP	22		22		22		22	
CONSUMPTION									
FUEL CONSUMPTION at 75% / 100% of load	L/h	5,41 / 7,10		6,27 / 8,39		8,08 / 10,92		8,21 / 10,70	
VERSION									
NOISE EMISSION									
NOISE PRESSURE LEVEL at 7 mt	db(A)	*	68	*	67	*	68	*	68
GUARANTEED SOUND POWER LEVEL	LWA db(A)	*	97	*	96	*	97	*	97
DIMENSION AND WEIGHT									
LENGTH	mm	2000		2000		2000		2000	
WIDTH	mm	920		920		920		920	
HEIGHT	mm	1100		1269		1100		1269	
WEIGHT (DRY)	kg	700		743		580		778	
FUEL TANK MATERIAL		Plastic		Plastic		Plastic		Plastic	
FUEL TANK CAPACITY	L	51		51		51		51	
RUNNING TIME at 75% of load	h	9,43		8,13		6,31		6,21	
CONTROL PANEL AVAILABLE									
MANUAL CONTROL PANEL	MCP	③		③		③		③	
AUTOMATIC CONTROL PANEL	ACP	④		④		④		④	

● = Reference number; for descriptions and options see ELECTRICAL EQUIPMENT page 64 - * = Other configurations and detailed specifications are available on www.pramac.com
 * Open version only for stationary applications



ELECTRICAL EQUIPMENT

GB SERIES

CONTROL PANELS Type	MCP ① Manual Control Panel		ASP ② Automatic Start Panel		MCP ③ Manual Control Panel		ACP ④ Automatic Control Panel	
Control panels with controls, instrumentations and protections to meet multiple applications. Designed for dedicated metallic box assembled and integrated into the generator.								
OPERATIONAL TYPES								
MANUAL START/STOP	√		√		√		√	
AUTOMATIC MAIN FAILURE							√ (with LTS)	
AUTOMATIC START/STOP (remote)			√				√	
COMMAND								
OPERATION MODES	OFF Manual starting		OFF Manual starting		OFF Manual starting		OFF Manual starting Automatic starting Automatic test	
EMERGENCY STOP BUTTON	-		√		√		√	
CIRCUIT BREAKER	√		√		√		√	
INSTRUMENTATIONS								
TYPE	Analogue		Analogue		Analogue		Digital control unit	
GENSET VOLTAGE	1 phase sensing		1 phase sensing		1 phase sensing		3 phases sensing	
GENSET CURRENT INTENSITY	-		-		-		1 phase sensing	
FREQUENCY METER	-		-		-		√	
HOURLY METER	√		√		√		√	
OIL PRESSURE	-		-		-		√	
ENGINE TEMPERATURE	-		-		-		√	
GENERATING SET POWER	-		-		-		kVA - kW - kVAr - Cos Φ	
BATTERY VOLTAGE	-		-		-		√	
MAINS VOLTAGE	-		-		-		√	
ENGINE SPEED R.P.M.	-		-		-		√	
PROTECTIONS								
LOW OIL PRESSURE	√		√		√		√	
HIGH ENGINE TEMPERATURE	-		-		√		√	
BATTERY CHARGER FAILURE	√		√		√		√	
EARTH FAULT	-		-		√		√	
CIRCUIT BREAKER PROTECTION	III Poles		III Poles		III Poles		III Poles	
UNDER/OVER VOLTAGE	-		-		-		√	
UNDER/OVER FREQUENCY	-		-		-		√	
REVERSE POWER	-		-		-		√	
OUTPUT**								
STANDARD SOCKETS FOR MODELS:	GBA7-12	GBA17	GBA7-12	GBA17	GBW15-22	GBW30-45	GBW15-22	GBW30-45
400V CEE 5P 63A	-	-	-	-	-	1	-	1
400V CEE 5P 32A	-	1	-	1	1	1	1	-
400V CEE 5P 16A	1	-	1	-	1	-	-	-
230V CEE 3P 16A	1	1	1	1	2	2	-	-
230V SCHUKO 16A	-	-	-	-	1	1	-	-
TERMINALS CONNECTION FOR LTS PANEL	-		-		-		√	
PREDISPOSED FOR REMOTE CONTROL RCG	-		-		-		S	
PREDISPOSED FOR REMOTE START	-		√		-		√	
RS232 COMMUNICATION PORT	-		-		-		S	
OPTIONALS **								
RCG - REMOTE CONTROLS	-		-		-		S	
PHS - COOLANT PRE-HEATING SYSTEM	-		S		-		S	
LTS - LOAD TRANSFER SWITCH	-		-		-		0	

√ = standard - 0 = Accessory available - S = Supplement (version available when ordered) - - = Not available - ** = Other configurations and detailed specifications are available on www.pramac.com

OPTIONALS

GB SERIES

SUPPLEMENTS AND ACCESSORIES **

PHS - COOLANT PREHEATING SYSTEM

To maintain the engine at a temperature that ensures a quick start when required



TRAILERS

Designed to transporting our generator sets with maximum safety.

Available in two different types both for road and site applications, according to customer needs



RES - RESIDENTIAL SILENCER

To reduce exhaust noise emissions for open generators



LTS - LOAD TRANSFER SWITCH PANEL

To transfer the load from the mains to the generator and vice versa



RCG - REMOTE CONTROL

Large list of additional modules/devices for remote operation and control of the generating set



FEC - FLEXIBLE EXHAUST COMPENSATOR

Damp down vibrations from engine to exhaust piping



**= Other configurations and detailed specifications are available on www.pramac.com

GS Series



GSL 22-65



Single fluid for both cooling and lubrication, the GSL series is one of the best choices to work for continuous duty in severe hot weather conditions such as in tropical areas. Available both in an open and soundproof version, these generating sets are highly appreciated in the telecommunications, construction and defence sectors due to their durability and reliability. All service points accessible from one side make the maintenance easy and fast.

OPEN



Integrated metal fuel tank



Base frame provided with feet for easy handling



Moving and rotating parts protections against accidental contacts



Heavy duty anti-vibration mountings



CANOPY



Central lifting point



Compact design with integrated plastic fuel tank



Exhaust silencer with rain flap



Niche for external emergency push-button



GSL 22 - 65

GENERATING SET		GSL22D		GSL30D		GSL42D		GSL65D	
POWER SUPPLY		THREE PHASE 400/230V**							
THREE PHASE		kW	kVA	kW	kVA	kW	kVA	kW	kVA
STAND BY POWER LTP		17,2	21,5	26,0	32,5	35,6	44,5	48,8	61,0
PRIME POWER PRP		16,4	20,5	24,4	30,5	33,9	42,3	46,2	57,8
POWER SPECIFICATIONS									
VOLTAGE	Volt	400		400		400		400	
FREQUENCY	Hz	50		50		50		50	
POWER FACTOR	cos Φ	0,8		0,8		0,8		0,8	
ENGINE									
BRAND		Deutz		Deutz		Deutz		Deutz	
MODEL		F3M2011		F4M2011		BF4M2011		BF4M2011C	
FUEL		Diesel		Diesel		Diesel		Diesel	
DISPLACEMENT	cc	2330		3110		3110		3110	
SPEED	rpm	1500		1500		1500		1500	
CYLINDER		3 in line		4 in line		4 in line		4 in line	
COOLING SYSTEM		Oil		Oil		Oil		Oil	
STARTING SYSTEM		Electric		Electric		Electric		Electric	
ELECTRIC CIRCUIT	Volt	12		12		12		12	
ASPIRATION		Natural		Natural		Turbo		Turbocharged intercooled	
SPEED GOVERNOR		Mechanical		Mechanical		Mechanical		Mechanical	
EMISSION STAGE COMPLIANCE EU		Stage II		Stage II		Stage II		Stage II	
STAND BY POWER LTP	kW	21,4		30,9		41,2		56,1	
PRIME POWER PRP	kW	20,4		29,4		39,2		53,3	
ALTERNATOR									
TYPE		Brushless		Brushless		Brushless		Brushless	
POLES		4		4		4		4	
VOLTAGE REGULATION SYSTEM		Electronic		Electronic		Electronic		Electronic	
ALTERNATOR PROTECTION	IP	23		23		21		21	
CONSUMPTION									
FUEL CONSUMPTION at 75% / 100% of load	L/h	4,05 / 5,82		5,72 / 8,06		8,08 / 11,25		9,93 / 13,39	
VERSION		OPEN		CANOPY		OPEN		CANOPY	
NOISE EMISSION									
NOISE PRESSURE LEVEL at 7 mt	db(A)	*	60	*	60	*	60	*	64
GUARANTEED SOUND POWER LEVEL	LWA db(A)	*	89	*	89	*	89	*	93
DIMENSION AND WEIGHT									
LENGTH	mm	1400	2000	1800	2000	1800	2000	2007	2285
WIDTH	mm	750	920	750	920	750	920	758	920
HEIGHT	mm	1678	1310	1518	1310	1518	1310	1841	1310
WEIGHT (DRY)	kg	534	690	714	760	761	824	858	981
FUEL TANK MATERIAL		Metal	Plastic	Metal	Plastic	Metal	Plastic	Metal	Plastic
FUEL TANK CAPACITY	L	91	68	91	68	91	68	91	209
RUNNING TIME at 75% of load	h	22,47	16,79	15,91	11,89	11,26	8,42	9,16	21,05
OPTIONALS **									
EFT - EXTENDED FUEL TANK (supplement)	L	-	450	-	450	-	450	-	730
KPR - PREMIUM KIT		-	S	-	S	-	S	-	S
EEG - ELECTRONIC ENGINE GOVERNOR		S	S	S	S	S	S	S	S
KRT - KIT RENTAL		-	S	-	S	-	S	-	S
STR - SITE TRAILER		-	0	-	0	-	0	-	0
RTR - ROAD TRAILER		-	0	-	0	-	0	-	0
RES - RESIDENTIAL SILENCER		0	-	0	-	0	-	0	-
FEC - FLEXIBLE EXHAUST COMPENSATOR		0	-	0	-	0	-	0	-
CONTROL PANEL AVAILABLE									
MANUAL CONTROL PANEL	MCP	6	5	6	5	6	5	6	7
MANUAL CONTROL PANEL FULL OPTION	MPF	-	8	-	8	-	8	-	8
AUTOMATIC CONTROL PANEL	ACP		9		9		9		9

THREE PHASE

S = Supplement (version available when ordered); for equipment and descriptions see page 77 - 0 = Accessory; for equipment and descriptions see page 77
 ● = Reference number; for descriptions and options see ELECTRICAL EQUIPMENT page 76 - √ standard - **= Other configurations and detailed specifications are available on www.pramac.com

GSW 10-220



Available in a large range of models, the GSW series offers plenty of solutions to a variety of applications, from continuous to emergency/back up power supply. Compliant with noise and safety regulations, these generators can be used both in residential and industrial areas. Several control panel solutions, many optional extra's and accessories make the GSW generators versatile and able to serve the most demanding customer needs.

OPEN



Integrated metal fuel tank



Base frame provided with feet for easy handling



Moving and rotating parts protections against accidental contacts



Heavy duty anti-vibration mountings



GSW 65-220

CANOPY




Central lifting point



Compact design with integrated plastic fuel tank



Exhaust silencer with rain flap



Coolant refilling facility



GSW 10-220

GSW 10 - 22 DIESEL

GENERATING SET		GSW10P	GSW10Y	GSW15P	GSW15Y	GSW22P					
POWER SUPPLY		THREE PHASE 400/230V**									
THREE PHASE		kW	kVA	kW	kVA	kW	kVA	kW	kVA	kW	kVA
STAND BY POWER LTP		8,0	10,0	7,7	9,7	11,5	14,3	11,6	14,5	17,2	21,5
PRIME POWER PRP		7,2	9,0	7,0	8,8	10,3	12,9	11,1	13,9	16,1	20,1
POWER SPECIFICATIONS											
VOLTAGE	Volt	400		400		400		400		400	
FREQUENCY	Hz	50		50		50		50		50	
POWER FACTOR	cos Φ	0,8		0,8		0,8		0,8		0,8	
ENGINE											
BRAND		Perkins		Yanmar		Perkins		Yanmar		Perkins	
MODEL		403D-11G		3TNV76-GPGE		403D-15G		3TNV88-BGPGE		404D-22G	
FUEL		Diesel		Diesel		Diesel		Diesel		Diesel	
DISPLACEMENT	cc	1131		1116		1496		1642		2216	
SPEED	rpm	1500		1500		1500		1500		1500	
CYLINDER		3 in line		3 in line		3 in line		3 in line		4 in line	
COOLING SYSTEM		Water		Water		Water		Water		Water	
STARTING SYSTEM		Electric		Electric		Electric		Electric		Electric	
ELECTRIC CIRCUIT	Volt	12		12		12		12		12	
ASPIRATION		Natural		Natural		Natural		Natural		Natural	
SPEED GOVERNOR		Mechanical		Mechanical		Mechanical		Mechanical		Mechanical	
EMISSION STAGE COMPLIANCE EU		Unregulated		Unregulated		Unregulated		Unregulated		Stage IIIA	
STAND BY POWER LTP	kW	9,5		9,2		13,5		14,0		20,6	
PRIME POWER PRP	kW	8,6		8,4		12,2		13,3		18,7	
ALTERNATOR											
TYPE		Brushless		Brushless		Brushless		Brushless		Brushless	
POLES		4		4		4		4		4	
VOLTAGE REGULATION SYSTEM		Electronic		Electronic		Electronic		Electronic		Electronic	
ALTERNATOR PROTECTION	IP	23		23		23		23		23	
CONSUMPTION											
FUEL CONSUMPTION at 75% / 100% of load	L/h	1,99 / 2,58		1,99 / 2,65		2,74 / 3,6		2,98 / 3,96		3,98 / 5,28	
VERSION		CANOPY									
NOISE EMISSION											
NOISE PRESSURE LEVEL at 7 mt	db(A)	66		65		58		65		58	
GUARANTEED SOUND POWER LEVEL	LWA db(A)	95		94		87		94		87	
DIMENSION AND WEIGHT											
LENGTH	mm	1800		1800		1800		1800		1800	
WIDTH	mm	850		850		850		850		850	
HEIGHT	mm	1260		1260		1260		1260		1260	
WEIGHT (DRY)	kg	745		525		745		580		730	
FUEL TANK MATERIAL		Plastic		Plastic		Plastic		Plastic		Plastic	
FUEL TANK CAPACITY	L	68		68		68		68		68	
RUNNING TIME at 75% of load	h	34,17		34,17		24,82		22,82		17,09	
OPTIONALS **											
EFT - EXTENDED FUEL TANK (supplement)	L	210		210		210		210		210	
KPR - PREMIUM KIT		S		S		S		S		S	
KRT - RENTAL KIT		S		S		S		S		S	
STR - SITE TRAILER		0		0		0		0		0	
RTR - ROAD TRAILER		0		0		0		0		0	
CONTROL PANEL AVAILABLE											
MANUAL CONTROL PANEL	MCP	5		5		5		5		5	
MANUAL CONTROL PANEL FULL OPTION	MPF	8		8		8		8		8	
AUTOMATIC CONTROL PANEL	ACP	9		9		9		9		9	

S = Supplement (version available when ordered); for equipment and descriptions see page 77 - 0 = Accessory; for equipment and descriptions see page 77

● = Reference number; for descriptions and options see ELECTRICAL EQUIPMENT page 76 - √ standard - * *= Other configurations and detailed specifications are available on www.pramac.com

GSW 22 - 45 DIESEL

GENERATING SET	GSW22Y		GSW30P		GSW30Y		GSW45P		GSW45Y			
	THREE PHASE 400/230V**											
POWER SUPPLY	kW		kVA		kW		kVA		kW		kVA	
THREE PHASE												
STAND BY POWER LTP	15,5	19,3	26,0	32,5	26,0	32,5	38,4	48,0	36,7	45,9		
PRIME POWER PRP	14,7	18,4	24,4	30,5	24,4	30,5	36,6	45,7	34,8	43,5		
POWER SPECIFICATIONS												
VOLTAGE	400		400		400		400		400			
FREQUENCY	50		50		50		50		50			
POWER FACTOR	0,8		0,8		0,8		0,8		0,8			
ENGINE												
BRAND	Yanmar		Perkins		Yanmar		Perkins		Yanmar			
MODEL	4TNV88-BGPGE		1103A-33G		4TNV98-IGPGE		1103A-33TG1		4TNV98T-GPGE			
FUEL	Diesel		Diesel		Diesel		Diesel		Diesel			
DISPLACEMENT	2190		3300		3319		3300		3319			
SPEED	1500		1500		1500		1500		1500			
CYLINDER	4 in line		3 in line		4 in line		3 in line		4 in line			
COOLING SYSTEM	Water		Water		Water		Water		Water			
STARTING SYSTEM	Electric		Electric		Electric		Electric		Electric			
ELECTRIC CIRCUIT	12		12		12		12		12			
ASPIRATION	Natural		Natural		Natural		Turbocharged		Turbocharged			
SPEED GOVERNOR	Mechanical		Mechanical		Mechanical		Mechanical		Mechanical			
EMISSION STAGE COMPLIANCE EU	Stage IIIA		Stage II		Stage IIIA		Stage II		Stage II			
STAND BY POWER LTP	18,2		31,0		34,6		46,5		41,8			
PRIME POWER PRP	17,3		28,2		32,9		42,2		39,7			
ALTERNATOR												
TYPE	Brushless		Brushless		Brushless		Brushless		Brushless			
POLES	4		4		4		4		4			
VOLTAGE REGULATION SYSTEM	Electronic		Electronic		Electronic		Electronic		Electronic			
ALTERNATOR PROTECTION	23		23		23		21		21			
CONSUMPTION												
FUEL CONSUMPTION at 75% / 100% of load	3,80 / 5,04		5,41 / 7,1		5,82 / 7,75		8,21 / 10,7		8,17 / 10,92			
VERSION	CANOPY											
NOISE EMISSION												
NOISE PRESSURE LEVEL at 7 mt	63		64		66		66		66			
GUARANTEED SOUND POWER LEVEL	92		93		95		95		95			
DIMENSION AND WEIGHT												
LENGTH	1800		2000		2000		2000		2000			
WIDTH	850		920		920		920		920			
HEIGHT	1260		1310		1310		1310		1310			
WEIGHT (DRY)	670		877		773		958		839			
FUEL TANK MATERIAL	Plastic		Plastic		Plastic		Plastic		Plastic			
FUEL TANK CAPACITY	68		68		68		68		68			
RUNNING TIME at 75% of load	17,89		12,57		11,68		8,28		8,32			
OPTIONALS **												
EFT - EXTENDED FUEL TANK (supplement)	L		210		450		450		450		450	
KPR - PREMIUM KIT	S		S		S		S		S		S	
KRT - RENTAL KIT	S		S		S		S		S		S	
STR - SITE TRAILER	0		0		0		0		0		0	
RTR - ROAD TRAILER	0		0		0		0		0		0	
CONTROL PANEL AVAILABLE												
MANUAL CONTROL PANEL	MCP		5		5		5		5		5	
MANUAL CONTROL PANEL FULL OPTION	MPF		8		8		8		8		8	
AUTOMATIC CONTROL PANEL	ACP		9		9		9		9		9	

THREE PHASE

S = Supplement (version available when ordered); for equipment and descriptions see page 77 - 0 = Accessory; for equipment and descriptions see page 77
 ● = Reference number; for descriptions and options see ELECTRICAL EQUIPMENT page 76 - **= Other configurations and detailed specifications are available on www.pramac.com



GSW 65 - 80 DIESEL

GENERATING SET	GSW65D		GSW65I		GSW65P		GSW80D		GSW80I	
	kW	kVA	kW	kVA	kW	kVA	kW	kVA	kW	kVA
THREE PHASE 400/230V**										
POWER SUPPLY										
THREE PHASE										
STAND BY POWER LTP	50,4	63,0	53,1	66,4	53,5	66,9	63,1	78,8	65,7	82,2
PRIME POWER PRP	46,2	57,7	48,2	60,2	48,6	60,7	59,6	74,5	59,8	74,7
POWER SPECIFICATIONS										
VOLTAGE	400		400		400		400		400	
FREQUENCY	50		50		50		50		50	
POWER FACTOR	0,8		0,8		0,8		0,8		0,8	
ENGINE										
BRAND	Deutz		FPT		Perkins		Deutz		FPT	
MODEL	BF4M2012		NEF45SM1A		1103A-33TG2		BF4M2012C		NEF45SM2A	
FUEL	Diesel		Diesel		Diesel		Diesel		Diesel	
DISPLACEMENT	4040		4500		3300		4040		4500	
SPEED	1500		1500		1500		1500		1500	
CYLINDER	4 in line		4 in line		3 in line		4 in line		4 in line	
COOLING SYSTEM	Water		Water		Water		Water		Water	
STARTING SYSTEM	Electric		Electric		Electric		Electric		Electric	
ELECTRIC CIRCUIT	12		12		12		12		12	
ASPIRATION	Turbocharged intercooled		Turbocharged intercooled		Turbocharged		Turbocharged intercooled		Turbocharged	
SPEED GOVERNOR	Mechanical		Mechanical		Mechanical		Mechanical		Mechanical	
EMISSION STAGE COMPLIANCE EU	Non Emission Certified		Stage II		Non Emission Certified		Non Emission Certified		Stage II	
STAND BY POWER LTP	60,0		60,0		60,5		74,9		74,0	
PRIME POWER PRP	54,0		54,5		55,0		71,0		67,4	
ALTERNATOR										
TYPE	Brushless		Brushless		Brushless		Brushless		Brushless	
POLES	4		4		4		4		4	
VOLTAGE REGULATION SYSTEM	Electronic		Electronic		Electronic		Electronic		Electronic	
ALTERNATOR PROTECTION	22		21		21		22		21	
CONSUMPTION										
FUEL CONSUMPTION at 75% / 100% of load	10,32 / 13,89		10,25 / 13,68		10,42 / 13,9		13,73 / 18,34		12,80 / 17,18	
VERSION										
NOISE EMISSION										
NOISE PRESSURE LEVEL at 7 mt	*	67	*	66	*	67	*	67	*	65
GUARANTEED SOUND POWER LEVEL	*	96	*	95	*	96	*	96	*	94
DIMENSION AND WEIGHT										
LENGTH	2200	2400	2200	2400	2200	2285	2200	2400	2200	2400
WIDTH	1000	1000	1000	1000	1000	920	1000	1000	1000	1000
HEIGHT	1743	1530	1743	1530	1743	1465	1743	1530	1743	1530
WEIGHT (DRY)	903	1234	1123	1440	909	1085	906	1260	1139	1426
FUEL TANK MATERIAL	Metal	Plastic	Metal	Plastic	Metal	Plastic	Metal	Plastic	Metal	Plastic
FUEL TANK CAPACITY	240	209	240	209	240	209	240	209	240	209
RUNNING TIME at 75% of load	23,26	20,25	23,41	20,39	23,03	20,06	17,48	15,22	18,75	16,33
OPTIONALS **										
EFT - EXTENDED FUEL TANK (supplement)	-	890	-	890	-	730	-	890	-	890
KPR - PREMIUM KIT	-	S	-	S	-	S	-	S	-	S
EEG - ELECTRONIC ENGINE GOVERNOR	S	S	S	S	S	S	S	S	S	S
KRT - RENTAL KIT	-	S	-	S	-	S	-	S	-	S
STR - SITE TRAILER	-	0	-	0	-	0	-	0	-	0
RTR - ROAD TRAILER	-	0	-	0	-	0	-	0	-	0
RES - RESIDENTIAL SILENCER	0	√	0	√	0	√	0	√	0	√
FEC - FLEXIBLE EXHAUST COMPENSATOR	0	√	0	√	0	√	0	√	0	√
CONTROL PANEL AVAILABLE										
MANUAL CONTROL PANEL	6	7	6	7	6	7	6	7	6	7
MANUAL CONTROL PANEL FULL OPTION	-	8	-	8	-	8	-	8	-	8
AUTOMATIC CONTROL PANEL	9		9		9		9		9	
MODULAR PARALLEL PANEL	10		10		-		10		10	

THREE PHASE

S = Supplement (version available when ordered); for equipment and descriptions see page 77 - 0 = Accessory; for equipment and descriptions see page 77 - ● = Reference number; for descriptions and options see ELECTRICAL EQUIPMENT page 76 - √ = standard - - = Not available - * = Open version only for stationary applications - ** = Other configurations and detailed specifications are available on www.pramac.com

GSW 80 - 110 DIESEL

GENERATING SET	GSW80P		GSW110D		GSW110I		GSW110P		GSW110V	
	THREE PHASE 400/230V**									
POWER SUPPLY	kW	kVA	kW	kVA	kW	kVA	kW	kVA	kW	kVA
THREE PHASE	66,4	83,0	86,8	108,5	88,7	110,9	91,7	114,7	90,4	113,0
STAND BY POWER LTP	62,4	78,0	82,2	102,8	80,7	100,8	83,1	103,8	81,1	101,4
PRIME POWER PRP										
POWER SPECIFICATIONS										
VOLTAGE	400		400		400		400		400	
FREQUENCY	50		50		50		50		50	
POWER FACTOR	0,8		0,8		0,8		0,8		0,8	
ENGINE										
BRAND	Perkins		Deutz		FPT		Perkins		Volvo	
MODEL	1104A-44TG2		BF4M1013EC		NEF45TM2A		1104C-44TAG2		TAD531GE	
FUEL	Diesel		Diesel		Diesel		Diesel		Diesel	
DISPLACEMENT	4400		4760		4500		4410		4760	
SPEED	1500		1500		1500		1500		1500	
CYLINDER	4 in line		4 in line		4 in line		4 in line		4 in line	
COOLING SYSTEM	Water		Water		Water		Water		Water	
STARTING SYSTEM	Electric		Electric		Electric		Electric		Electric	
ELECTRIC CIRCUIT	12		12		12		12		12	
ASPIRATION	Turbocharged		Turbocharged intercooled		Turbocharged aftercooled		Turbocharged		Turbocharged intercooled	
SPEED GOVERNOR	Mechanical		Mechanical		Mechanical		Electronic		Mechanical	
EMISSION STAGE COMPLIANCE EU	Non Emission Certified		Non Emission Certified		Stage II		Stage II		Stage II	
STAND BY POWER LTP	80,7		102,0		98,0		103,0		102,0	
PRIME POWER PRP	73,4		97,0		89,3		93,6		92,0	
ALTERNATOR										
TYPE	Brushless		Brushless		Brushless		Brushless		Brushless	
POLES	4		4		4		4		4	
VOLTAGE REGULATION SYSTEM	Electronic		Electronic		Electronic		Electronic		Electronic	
ALTERNATOR PROTECTION	21		22		21		21		21	
CONSUMPTION										
FUEL CONSUMPTION at 75% / 100% of load	13,44 / 17,91		18,42 / 24,48		16,28 / 22,08		18,02 / 22,60		18,03 / 23,99	
VERSION	OPEN	CANOPY	OPEN	CANOPY	OPEN	CANOPY	OPEN	CANOPY	OPEN	CANOPY
NOISE EMISSION										
NOISE PRESSURE LEVEL at 7 mt	*	67	*	68	*	67	*	67	*	68
GUARANTEED SOUND POWER LEVEL	*	96	*	97	*	96	*	96	*	97
DIMENSION AND WEIGHT										
LENGTH	2200	2285	2200	3000	2200	3000	2200	2400	2200	3000
WIDTH	1000	920	1000	1150	1000	1150	1000	1000	1000	1150
HEIGHT	1743	1465	1743	1760	1743	1760	1743	1530	1743	1760
WEIGHT (DRY)	964	1144	1293	1690	1310	1684	1170	1400	1433	1727
FUEL TANK MATERIAL	Metal	Plastic	Metal	Plastic	Metal	Plastic	Metal	Plastic	Metal	Plastic
FUEL TANK CAPACITY	240	209	240	350	240	350	240	209	240	350
RUNNING TIME at 75% of load	17,86	15,55	13,03	19,00	14,74	21,5	13,32	11,60	13,31	19,41
OPTIONALS **										
EFT - EXTENDED FUEL TANK (supplement)	-	730	-	1750	-	1750	-	890	-	1750
KPR - PREMIUM KIT	-	S	-	S	-	S	-	S	-	S
EEG - ELECTRONIC ENGINE GOVERNOR	S	S	S	S	S	S	√	√	S	S
KRT - RENTAL KIT	-	S	-	S	-	S	-	S	-	S
STR - SITE TRAILER	-	0	-	0	-	0	-	0	-	0
RTR - ROAD TRAILER	-	0	-	0	-	0	-	0	-	0
RES - RESIDENTIAL SILENCER	0	√	0	√	0	√	0	√	0	√
FEC - FLEXIBLE EXHAUST COMPENSATOR	0	√	0	√	0	√	0	√	0	√
CONTROL PANEL AVAILABLE										
MANUAL CONTROL PANEL	6	7	6	7	6	7	6	7	6	7
MANUAL CONTROL PANEL FULL OPTION	-	8	-	8	-	8	-	8	-	8
AUTOMATIC CONTROL PANEL		9		9		9		9		9
MODULAR PARALLEL PANEL	-			10		10		10		10

THREE PHASE

S = Supplement (version available when ordered); for equipment and descriptions see page 77 - 0 = Accessory; for equipment and descriptions see page 77 - ● = Reference number; for descriptions and options see ELECTRICAL EQUIPMENT page 76 - = √ standard - = Not available - * Open version only for stationary applications - ** = Other configurations and detailed specifications are available on www.pramac.com



GSW 145 - 170 DIESEL

GENERATING SET	GSW145I		GSW150D		GSW150P		GSW150V		GSW165P		GSW170V	
	THREE PHASE 400/230V**											
POWER SUPPLY	kW	kVA	kW	kVA	kW	kVA	kW	kVA	kW	kVA	kW	kVA
THREE PHASE	112,4	140,5	113,7	142,1	118,4	148,0	116,1	145,2	131,2	164,0	131,2	164,0
STAND BY POWER LTP	102,0	127,7	102,7	128,4	110,3	137,8	104,1	130,1	122,1	152,6	124,0	154,9
PRIME POWER PRP												
POWER SPECIFICATIONS												
VOLTAGE Volt	400		400		400		400		400		400	
FREQUENCY Hz	50		50		50		50		50		50	
POWER FACTOR cos Φ	0,8		0,8		0,8		0,8		0,8		0,8	
ENGINE												
BRAND	FPT		Deutz		Perkins		Volvo		Perkins		Volvo	
MODEL	NEF67SM1A		BF4M1013FC		1106A-70TG1		TAD532GE		1106A-70TAG2		TAD731GE	
FUEL	Diesel		Diesel		Diesel		Diesel		Diesel		Diesel	
DISPLACEMENT cc	6700		4760		7000		4760		7000		7150	
SPEED rpm	1500		1500		1500		1500		1500		1500	
CYLINDER	6 in line		4 in line		6 in line		4 in line		6 in line		6 in line	
COOLING SYSTEM	Water		Water		Water		Water		Water		Water	
STARTING SYSTEM	Electric		Electric		Electric		Electric		Electric		Electric	
ELECTRIC CIRCUIT Volt	12		12		12		12		12		12	
ASPIRATION	Turbocharged		Turbocharged intercooled		Turbocharged		Turbocharged intercooled		Turbocharged		Turbocharged intercooled	
SPEED GOVERNOR	Mechanical		Electronic		Mechanical		Electronic		Mechanical		Mechanical	
EMISSION STAGE COMPLIANCE EU	Stage II		Non Emission Certified		Non Emission Certified		Stage II		Non Emission Certified		Stage II	
STAND BY POWER LTP kW	125,0		129,0		136,9		129,0		203,3		153,0	
PRIME POWER PRP kW	114,0		117,0		123,7		116,0		199,7		138,0	
ALTERNATOR												
TYPE	Brushless		Brushless		Brushless		Brushless		Brushless		Brushless	
POLES	4		4		4		4		4		4	
VOLTAGE REGULATION SYSTEM	Electronic		Electronic		Electronic		Electronic		Electronic		Electronic	
ALTERNATOR PROTECTION IP	21		22		21		21		21		21	
CONSUMPTION												
FUEL CONSUMPTION at 75% / 100% of load L/h	21,54 / 28,24		21,31 / 29,25		22,72 / 29,89		21,89 / 29,55		24,47 / 32,92		26,85 / 35,32	
VERSION	OPEN	CANOPY	OPEN	CANOPY	OPEN	CANOPY	OPEN	CANOPY	OPEN	CANOPY	OPEN	CANOPY
NOISE EMISSION												
NOISE PRESSURE LEVEL at 7 mt db(A)	*	68	*	68	*	68	*	68	*	68	*	68
GUARANTEED SOUND POWER LEVEL LWA db(A)	*	97	*	97	*	97	*	97	*	97	*	97
DIMENSION AND WEIGHT												
LENGTH mm	2600	3400	2200	3000	2600	3000	2200	3000	2600	3000	2600	3400
WIDTH mm	1000	1250	1000	1150	1000	1150	1000	1150	1000	1150	1000	1250
HEIGHT mm	1743	1770	1743	1680	1743	1760	1743	1760	1743	1760	1743	1770
WEIGHT (DRY) kg	1441	1995	1441	1822	1417	2080	1491	1720	1451	2038	1796	2224
FUEL TANK MATERIAL	Metal	Plastic	Metal	Plastic	Metal	Plastic	Metal	Plastic	Metal	Plastic	Metal	Plastic
FUEL TANK CAPACITY L	240	350	240	350	240	350	240	350	240	350	240	350
RUNNING TIME at 75% of load h	11,14	16,25	11,26	16,42	10,56	15,40	10,96	15,99	9,81	14,30	8,94	13,04
OPTIONALS **												
EFT - EXTENDED FUEL TANK (supplement) L	-	1750	-	1750	-	1750	-	1750	-	1750	-	1750
KPR - PREMIUM KIT	-	S	-	S	-	S	-	S	-	S	-	S
EEG - ELECTRONIC ENGINE GOVERNOR	S	S	√	√	S	S	√	√	S	S	S	S
KRT - RENTAL KIT	-	S	-	S	-	S	-	S	-	S	-	S
STR - SITE TRAILER	-	0	-	S	-	0	-	0	-	0	-	0
RTR - ROAD TRAILER	-	0	-	0	-	0	-	0	-	0	-	0
RES - RESIDENTIAL SILENCER	0	√	-	0	0	√	0	√	0	√	0	√
FEC - FLEXIBLE EXHAUST COMPENSATOR	0	√	0	√	0	√	0	√	0	√	0	√
CONTROL PANEL AVAILABLE												
MANUAL CONTROL PANEL MCP	6	7	6	7	6	7	6	7	6	7	6	7
MANUAL CONTROL PANEL FULL OPTION MPF	-	8	-	8	-	8	-	8	-	8	-	8
AUTOMATIC CONTROL PANEL ACP	9		9		9		9		9		9	
MODULAR PARALLEL PANEL MPP	10		10		10		10		10		10	

THREE PHASE

S = Supplement (version available when ordered); for equipment and descriptions see page 77 - 0 = Accessory; for equipment and descriptions see page 77 - ● = Reference number; for descriptions and options see ELECTRICAL EQUIPMENT page 76 - = √ standard - = Not available - * Open version only for stationary applications - ** = Other configurations and detailed specifications are available on www.pramac.com

GSW 170 - 220 DIESEL







GENERATING SET	GSW170I		GSW170D		GSW200P		GSW220P		GSW220V		GSW220I		GSW220D	
	THREE PHASE 400/230V**													
THREE PHASE	kW	kVA	kW	kVA	kW	kVA	kW	kVA	kW	kVA	kW	kVA	kW	kVA
POWER SUPPLY														
STAND BY POWER LTP	131,2	164,0	134,6	168,2	162,4	203,0	176,0	220,0	176,0	220,0	176,0	220,0	176,0	220,0
PRIME POWER PRP	126,4	158,0	128,1	160,1	146,2	182,7	161,2	201,5	162,1	202,7	162,2	202,8	164,0	205,0
POWER SPECIFICATIONS														
VOLTAGE	400		400		400		400		400		400		400	
FREQUENCY	50		50		50		50		50		50		50	
POWER FACTOR	0,8		0,8		0,8		0,8		0,8		0,8		0,8	
ENGINE														
BRAND	FPT		Deutz		Perkins		Perkins		Volvo		FPT		Deutz	
MODEL	NEF67TM3A		BF6M1013EC		1106A-70TAG3		1106A-70TAG4		TAD733GE		NEF67TE2A		BF6M1013 FC G3	
FUEL	Diesel		Diesel		Diesel		Diesel		Diesel		Diesel		Diesel	
DISPLACEMENT	6700		7150		7000		7000		7150		6700		7146	
SPEED	1500		1500		1500		1500		1500		1500		1500	
CYLINDER	6 in line		6 in line		6 in line		6 in line		6 in line		6 in line		6 in line	
COOLING SYSTEM	Water		Water		Water		Water		Water		Water		Water	
STARTING SYSTEM	Electric		Electric		Electric		Electric		Electric		Electric		Electric	
ELECTRIC CIRCUIT	12		12		12		12		12		12		12	
ASPIRATION	Turbocharged aftercooled		Turbocharged intercooled		Turbocharged		Turbocharged		Turbocharged intercooled		Turbocharged aftercooled		Turbocharged intercooled	
SPEED GOVERNOR	Mechanical		Mechanical		Mechanical		Electronic		Electronic		Electronic		Electronic	
EMISSION STAGE COMPLIANCE EU	Stage II		Non Emission Certified		Non Emission Certified		Non Emission Certified		Stage II		Stage II		Stage II	
STAND BY POWER LTP	157,0		153,0		180,2		196,3		201,0		198,0		201,0	
PRIME POWER PRP	142,7		146,0		162,7		178,9		181,0		180,0		183,0	
ALTERNATOR														
TYPE	Brushless		Brushless		Brushless		Brushless		Brushless		Brushless		Brushless	
POLES	4		4		4		4		4		4		4	
VOLTAGE REGULATION SYSTEM	Electronic		Electronic		Electronic		Electronic		Electronic		Electronic		Electronic	
ALTERNATOR PROTECTION	21		22		21		21		21		21		22	
CONSUMPTION														
FUEL CONSUMPTION at 75% / 100% of load	27,08 / 35,61		27,50 / 36,33		30,90 / 40,09		34,59 / 45,37		34,90 / 46,54		33,51 / 44,03		36,56 / 49,24	
VERSION	OPEN	CANOPY	OPEN	CANOPY	OPEN	CANOPY	OPEN	CANOPY	OPEN	CANOPY	OPEN	CANOPY	OPEN	CANOPY
NOISE EMISSION														
NOISE PRESSURE LEVEL at 7 mt	*	67	*	68	*	68	*	68	*	65	*	68	*	65
GUARANTEED SOUND POWER LEVEL	*	96	*	97	*	97	*	97	*	94	*	97	*	94
DIMENSION AND WEIGHT														
LENGTH	2600	3400	2600	3400	2600	3400	2600	3400	2650	3400	2600	3400	2650	3400
WIDTH	1000	1250	1000	1250	1000	1250	1000	1250	1180	1250	1000	1250	1180	1250
HEIGHT	1743	1770	1743	1770	1743	1770	1743	1980	1965	1980	1743	1770	1965	1980
WEIGHT (DRY)	1505	2057	1644	2219	1980	2088	2030	2138	2238	2540	1590	2145	2092	2540
FUEL TANK MATERIAL	Metal	Plastic	Metal	Plastic	Metal	Plastic	Metal	Plastic	Metal	Plastic	Metal	Plastic	Metal	Plastic
FUEL TANK CAPACITY	240	350	240	350	240	350	240	350	400	350	240	350	400	350
RUNNING TIME at 75% of load	8,86	12,92	8,73	12,73	7,77	11,33	6,94	10,12	11,46	10,03	7,16	10,44	10,94	9,57
OPTIONALS **														
EFT - EXTENDED FUEL TANK (supplement)	-	1750	-	1750	-	1750	-	1750	-	1750	-	1750	-	1750
KPR - PREMIUM KIT	-	S	-	S	-	S	-	S	-	S	-	S	-	S
EEG - ELECTRONIC ENGINE GOVERNOR	S	S	S	S	S	S	√	√	√	√	√	√	√	√
KRT - RENTAL KIT	-	S	-	S	-	S	-	S	-	S	-	S	-	S
STR - SITE TRAILER	-	0	-	S	-	0	-	0	-	0	-	0	-	0
RTR - ROAD TRAILER	-	0	-	0	-	0	-	0	-	0	-	0	-	0
RES - RESIDENTIAL SILENCER	0	√	-	0	0	√	0	√	0	√	0	√	0	√
FEC - FLEXIBLE EXHAUST COMPENSATOR	0	√	0	√	0	√	0	√	0	√	0	√	0	√
CONTROL PANEL AVAILABLE														
MANUAL CONTROL PANEL	6	7	6	7	6	7	6	7	6	7	6	7	6	7
MANUAL CONTROL PANEL FULL OPTION	-	8	-	8	-	8	-	8	-	8	-	8	-	8
AUTOMATIC CONTROL PANEL	9		9		9		9		9		9		9	
MODULAR PARALLEL PANEL	10		10		10		10		10		10		10	

THREE PHASE

S = Supplement (version available when ordered); for equipment and descriptions see page 77 - 0 = Accessory; for equipment and descriptions see page 77 - ● = Reference number; for descriptions and options see ELECTRICAL EQUIPMENT page 76 - = √ standard - = Not available - * Open version only for stationary applications - ** = Other configurations and detailed specifications are available on www.pramac.com

ELECTRICAL EQUIPMENT

GSW SERIES 10 - 220

CONTROL PANELS Type	MCP 5 Manual Control Panel	MCP 6 Manual control panel	MCP 7 Manual control panel	MPF 8 Manual Panel Full option	ACP 9 Automatic Control Panel	MPP 10 Modular Parallel Panel
Control panels with controls, instrumentations and protections to meet multiple applications. Designed for dedicated metallic box assembled and integrated into the generator.						
OPERATIONAL TYPES						
MANUAL START/STOP	√	√	√	√	√	√
AUTOMATIC MAIN FAILURE	-	-	-	-	√ (with LTS)	√ (with ATS)
AUTOMATIC START/STOP (remote)	S	S	S	S	√	√
PARALLEL RUNNING	-	-	-	-	-	√
COMMAND						
OPERATION MODES	OFF Manual Key Start	OFF Manual Key Start	OFF Manual Key Start	OFF Manual Key Start	OFF Manual starting Automatic starting Automatic test	OFF Manual starting Automatic function Multiple parallel genset Parallel to Mains
EMERGENCY STOP BUTTON	√	√	√	√	√	√
CIRCUIT BREAKER	√	√	√	√	√	√
INSTRUMENTATIONS						
TYPE	Analogue	Analogue	Analogue	Analogue	Digital control unit	Digital control unit
GENSET VOLTAGE	1 phase sensing	1 phases sensing	1 phase sensing	3 phases sensing	3 phases sensing	3 phases sensing
GENSET CURRENT INTENSITY	1 phase sensing	1 phases sensing	1 phase sensing	3 phases sensing	3 phases sensing	3 phases sensing
FREQUENCY METER	-	-	-	√	√	√
HOUR METER	√	√	√	√	√	√
FUEL LEVEL	-	-	-	√	√	√
OIL PRESSURE	-	-	-	√	√	√
ENGINE TEMPERATURE	-	-	-	√	√	√
GENERATING SET POWER	-	-	-	-	kVA - kW - kVA _r - Cos Φ	kVA - kW - kVA _r - Cos Φ
BATTERY VOLTAGE	-	-	-	-	√	√
MAINS VOLTAGE	-	-	-	-	√	√
ENGINE SPEED R.P.M.	-	-	-	-	√	√
PROTECTIONS						
LOW FUEL LEVEL	√	√	√	√	√	√
LOW OIL PRESSURE	√	√	√	√	√	√
HIGH ENGINE TEMPERATURE	√	√	√	√	√	√
BATTERY CHARGER FAILURE	√	√	√	√	√	√
EARTH FAULT	√	√	√	√	√	√
CIRCUIT BREAKER PROTECTION	III Poles	III Poles	III Poles	III Poles	III Poles	IV Poles (motorized)
UNDER/OVER VOLTAGE	-	-	-	-	√	√
UNDER/OVER FREQUENCY	-	-	-	-	√	√
REVERSE POWER	-	-	-	-	√	√
OUTPUT**						
ETB - EXTERNAL TERMINAL BOARD	S	-	S	√	S	√
SKB - SOCKET KIT B:	S	-	S	√	S	-
STANDARD SOCKETS FOR CANOPY MODELS:	10 - 22:	30 - 45:	-	10 - 220:	S	-
400V CEE 5P 63A	-	1	-	1	-	-
400V CEE 5P 32A	1	1	-	1	(standard sockets for models: GS10-22 n.1 400V 5P 32A GS30-45 n.1 400V 5P 63A)	-
400V CEE 3P 16A	1	-	-	1	-	-
230V CEE 3P 16A	2	2	-	1	-	-
230V SCHUKO 16A	1	1	-	1	-	-
TERMINALS CONNECTION FOR LTS PANEL	-	-	-	-	√	-
PREDISPOSED FOR REMOTE CONTROL RCG	-	-	-	-	√	√
RS232 COMMUNICATION PORT	-	-	-	-	√	√
MULTI-PIN CONNECTORS FOR PARALLEL GE	-	-	-	-	-	√
OPTIONALS **						
TIF - IV POLES CIRCUIT BREAKER	S	S	S	S	S	√
ADI - EARTH FAULT PROTECTION RELAY	√	√	√	√	S	S
RSS - REMOTE START & STOP	S	S	S	S	√	√
TLP - TERMINAL LOW POTENTIAL	-	-	-	-	S	S
RCG - REMOTE CONTROLS	-	-	-	-	S	S
PHS - COOLANT PRE-HEATING SYSTEM	-	-	-	-	S	S
AFP - AUTOMATIC FUEL PUMP	-	-	-	-	S	S
LTS - LOAD TRANSFER SWITCH	-	-	-	-	0	-
ATS - AUTOMATIC TRANSFER SWITCH	-	-	-	-	0	0

√ = standard - 0 = Accessory available - S = Supplement (version available when ordered) - - = Not available - ** = Other configurations and detailed specifications are available on www.pramac.com

OPTIONALS

GSW SERIES 10 - 220

SUPPLEMENTS AND ACCESSORIES **

KPR - PREMIUM KIT

To upgrade the generator equipment with a leak proof tray, leak detection sensor and manual lube oil drain pump



EFT - EXTENDED FUEL TANK

Larger metal fuel tank integrated in a bigger base frame allowing longer genset autonomy, at least till 48h at 75% PRP. Provided with pull bars and drainage facility



AFP - AUTOMATIC FUEL PUMP

Automatic fuel transfer system from an external storage fuel tank to the one integrated in the generator



LTS - LOAD TRANSFER SWITCH

To allow load transferring operations from Mains to genset and vice-versa. Up to 140A equipped with contactors and from 160A equipped with motorized changeover switch



TRAILERS

Designed to transporting our generator sets with maximum safety. Available in two different types both for road and site applications, according to customer needs



CONTROL PANEL SUPPLEMENTS

Control panel can be upgraded with several supplements to meet customer needs, power bus bar for easy power cables connection and/or output power sockets



KRT - RENTAL KIT

To have a genset closer to the rental business with some additional features such as: fuel filter with water separator, 3-way fuel valve, battery switch, earth rod



RCG - REMOTE CONTROL

Large list of additional modules/devices for remote operation and control of the generating set



**= Other configurations and detailed specifications are available on www.pramac.com



GSW 330
PowerEngineering

GSW 275-830



Available in a large range of models, the GSW series offers plenty of solutions to a variety of applications, from continuous to emergency/back up power supply. Compliant with noise and safety regulations, these generators can be used both in residential and industrial areas. Several control panel solutions, many optional extra's and accessories make the GSW generators versatile and able to serve the most demanding customer needs.

OPEN



Moving and rotating parts protections against accidental contacts



Lube oil drain pump



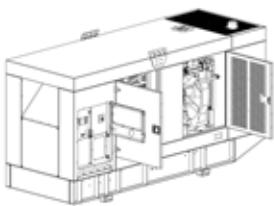
Integrated plastic fuel tank



Base frame provided with feet for easy handling



CANOPY



High quality canopy design



Roof mounted lifting plates



Lockable door handles



Opening for fuel pipes



GSW 275 - 310 DIESEL

GENERATING SET	GSW275V		GSW275DO		GSW310DO		GSW310M	
	THREE PHASE 400/230V**							
POWER SUPPLY	kW	kVA	kW	kVA	kW	kVA	kW	kVA
THREE PHASE								
STAND BY POWER LTP	220	275	220	275	248	310	248	309
PRIME POWER PRP	201	251	211	264	219	274	224	280
POWER SPECIFICATIONS								
VOLTAGE Volt	400		400		400		400	
FREQUENCY Hz	50		50		50		50	
POWER FACTOR cos Φ	0,8		0,8		0,8		0,8	
ENGINE								
BRAND	Volvo		Doosan		Doosan		MTU	
MODEL	TAD734GE		P126TI		P126TI		6R1600G10F	
FUEL	Diesel		Diesel		Diesel		Diesel	
DISPLACEMENT cc	7150		11051		11051		10500	
SPEED rpm	1500		1500		1500		1500	
CYLINDER	6 in line		6 in line		6 in line		6 in line	
COOLING SYSTEM	Water		Water		Water		Water	
STARTING SYSTEM	Electric		Electric		Electric		Electric	
ELECTRIC CIRCUIT Volt	24		24		24		24	
ASPIRATION	Turbocharged intercooled		Turbocharged intercooled		Turbocharged intercooled		Turbocharged intercooled	
SPEED GOVERNOR	Electronic		Electronic		Electronic		Electronic	
EMISSION STAGE COMPLIANCE EU	Stage II		Stage II		Stage II		Stage IIIA	
STAND BY POWER LTP kW	250,0		272,0		272,0		274,0	
PRIME POWER PRP kW	227,0		241,0		241,0		249,0	
ALTERNATOR								
TYPE	Brushless		Brushless		Brushless		Brushless	
POLES	4		4		4		4	
VOLTAGE REGULATION SYSTEM	Electronic		Electronic		Electronic		Electronic	
ALTERNATOR PROTECTION IP	21		21		21		21	
CONSUMPTION								
FUEL CONSUMPTION at 75% / 100% of load L/h	44,6 / 55,13		42,46 / 56,2		43,88 / 58,1		44,69 / 58,1	
VERSION	OPEN	CANOPY	OPEN	CANOPY	OPEN	CANOPY	OPEN	CANOPY
NOISE EMISSION								
NOISE PRESSURE LEVEL at 7 mt db(A)	*	68	*	68	*	68	*	68
GUARANTEED SOUND POWER LEVEL LWA db(A)	*	97	*	97	*	97	*	97
DIMENSION AND WEIGHT								
LENGTH mm	3300	3951	3300	3951	3300	3951	3300	3951
WIDTH mm	1400	1438	1400	1438	1400	1438	1400	1460
HEIGHT mm	1844	2085	1887	2085	1887	2085	2100	2175
WEIGHT (DRY) kg	2177	2990	2210	3006	2580	3105	2920	3740
FUEL TANK MATERIAL		Plastic		Plastic		Plastic		Plastic
FUEL TANK CAPACITY L		636		636		636		636
RUNNING TIME at 75% of load h		14,26		14,98		14,49		14,23
OPTIONALS **								
EFT - EXTENDED FUEL TANK (supplement) L		2330		2330		2330		2330
LTP - LEAK PROOF TRAY		S		S		S		S
KRT - RENTAL KIT	-	S	-	S	-	S	-	S
RES - RESIDENTIAL SILENCER	0	√	0	√	0	√	0	√
FEC - FLEXIBLE EXHAUST COMPENSATOR	0	√	0	√	0	√	0	√
CONTROL PANEL AVAILABLE								
AUTOMATIC CONTROL PANEL ACP		①		①		①		①
MODULAR PARALLEL PANEL MPP		②		②		②		②

- = Not available - S = Supplement (version available when ordered); for equipment and descriptions see page 87 - 0 = Accessory; for equipment and descriptions see page 87 - ● = Reference number; for descriptions and options see ELECTRICAL EQUIPMENT page 86 - √ standard - ** = Other configurations and detailed specifications are available on www.pramac.com - * Open version only for stationary applications

GSW 330 - 370 DIESEL

GENERATING SET	GSW330DO		GSW330M		GSW330V		GSW370V	
	THREE PHASE 400/230V**							
POWER SUPPLY	kW	kVA	kW	kVA	kW	kVA	kW	kVA
THREE PHASE								
STAND BY POWER LTP	264	330	264	330	264	330	296	370
PRIME POWER PRP	242	302	248	309	252	315	283	354
POWER SPECIFICATIONS								
VOLTAGE Volt	400		400		400		400	
FREQUENCY Hz	50		50		50		50	
POWER FACTOR cos Φ	0,8		0,8		0,8		0,8	
ENGINE								
BRAND	Doosan		MTU		Volvo		Volvo	
MODEL	P126TI-II		6R1600G20F		TAD1342GE		TAD1342GE	
FUEL	Diesel		Diesel		Diesel		Diesel	
DISPLACEMENT cc	11051		10500		12780		12780	
SPEED rpm	1500		1500		1500		1500	
CYLINDER	6 in line		6 in line		6 in line		6 in line	
COOLING SYSTEM	Water		Water		Water		Water	
STARTING SYSTEM	Electric		Electric		Electric		Electric	
ELECTRIC CIRCUIT Volt	24		24		24		24	
ASPIRATION	Turbocharged intercooled		Turbocharged intercooled		Turbocharged intercooled		Turbocharged intercooled	
SPEED GOVERNOR	Electronic		Electronic		Electronic		Electronic	
EMISSION STAGE COMPLIANCE EU	Non Emission Certified		Stage IIIA		Stage II		Stage II	
STAND BY POWER LTP kW	294,0		301,0		343,0		343,0	
PRIME POWER PRP kW	265,0		274,0		313,0		313,0	
ALTERNATOR								
TYPE	Brushless		Brushless		Brushless		Brushless	
POLES	4		4		4		4	
VOLTAGE REGULATION SYSTEM	Electronic		Electronic		Electronic		Electronic	
ALTERNATOR PROTECTION IP	21		21		21		21	
CONSUMPTION								
FUEL CONSUMPTION at 75% / 100% of load L/h	47,26 / 63,09		48,62 / 63,61		48,49 / 63,43		54,4 / 71,17	
VERSION	OPEN	CANOPY	OPEN	CANOPY	OPEN	CANOPY	OPEN	CANOPY
NOISE EMISSION								
NOISE PRESSURE LEVEL at 7 mt db(A)	*	68	*	68	*	68	*	68
GUARANTEED SOUND POWER LEVEL LWA db(A)	*	97	*	97	*	97	*	97
DIMENSION AND WEIGHT								
LENGTH mm	3300	3951	3300	3950	3300	3951	3300	3951
WIDTH mm	1400	1438	1400	1460	1460	1438	1460	1438
HEIGHT mm	1887	2085	2100	2175	1965	2085	1965	2085
WEIGHT (DRY) kg	2580	3105	2920	3740	3160	3671	3160	3671
FUEL TANK MATERIAL		Plastic		Plastic		Plastic		Plastic
FUEL TANK CAPACITY L		636		636		636		636
RUNNING TIME at 75% of load h		13,46		13,08		13,12		11,69
OPTIONALS **								
EFT - EXTENDED FUEL TANK (supplement) L		2330		2330		2330		2330
LTP - LEAK PROOF TRAY		S		S		S		S
KRT - RENTAL KIT	-	S	-	S	-	S	-	S
RES - RESIDENTIAL SILENCER	0	√	0	√	0	√	0	√
FEC - FLEXIBLE EXHAUST COMPENSATOR	0	√	0	√	0	√	0	√
CONTROL PANEL AVAILABLE								
AUTOMATIC CONTROL PANEL ACP		①		①		①		①
MODULAR PARALLEL PANEL MPP		②		②		②		②

- = Not available - S = Supplement (version available when ordered); for equipment and descriptions see page 87 - 0 = Accessory; for equipment and descriptions see page 87 - ● = Reference number; for descriptions and options see ELECTRICAL EQUIPMENT page 86 - √ standard - ** = Other configurations and detailed specifications are available on www.pramac.com - * Open version only for stationary applications



GSW 405 - 460 DIESEL

GENERATING SET		GSW405M		GSW415V		GSW440M		GSW460V	
POWER SUPPLY									
THREE PHASE									
STAND BY POWER LTP		326	407	333	416	350	437	365	456
PRIME POWER PRP		295	369	304	380	326	407	332	415
POWER SPECIFICATIONS									
VOLTAGE	Volt	400		400		400		400	
FREQUENCY	Hz	50		50		50		50	
POWER FACTOR	cos Φ	0,8		0,8		0,8		0,8	
ENGINE									
BRAND		MTU		Volvo		MTU		Volvo	
MODEL		8V1600G10F		TAD1343GE		8V1600G20F		TAD1344GE	
FUEL		Diesel		Diesel		Diesel		Diesel	
DISPLACEMENT	cc	14000		12780		14000		12780	
SPEED	rpm	1500		1500		1500		1500	
CYLINDER		8 V		6 in line		8 V		6 in line	
COOLING SYSTEM		Water		Water		Water		Water	
STARTING SYSTEM		Electric		Electric		Electric		Electric	
ELECTRIC CIRCUIT	Volt	24		24		24		24	
ASPIRATION		Turbocharged intercooled		Turbocharged intercooled		Turbocharged intercooled		Turbocharged intercooled	
SPEED GOVERNOR		Electronic		Electronic		Electronic		Electronic	
EMISSION STAGE COMPLIANCE EU		Stage IIIA		Stage II		Stage IIIA		Stage II	
STAND BY POWER LTP	kW	358,0		366,0		394,0		399,0	
PRIME POWER PRP	kW	325,0		335,0		358,0		364,0	
ALTERNATOR									
TYPE		Brushless		Brushless		Brushless		Brushless	
POLES		4		4		4		4	
VOLTAGE REGULATION SYSTEM		Electronic		Electronic		Electronic		Electronic	
ALTERNATOR PROTECTION	IP	21		21		21		21	
CONSUMPTION									
FUEL CONSUMPTION at 75% / 100% of load	L/h	63,39 / 81,25		58,12 / 76,57		62,05 / 82,68		64,41 / 84,07	
VERSION									
NOISE EMISSION									
NOISE PRESSURE LEVEL at 7 mt	db(A)	*	67	*	68	*	68	*	69
GUARANTEED SOUND POWER LEVEL	LWA db(A)	*	97	*	97	*	98	*	98
DIMENSION AND WEIGHT									
LENGTH	mm	3300	4180	3300	3951	3300	4180	3300	3951
WIDTH	mm	1806	1800	1400	1438	1806	1800	1460	1438
HEIGHT	mm	2121	2160	1917	2085	2121	2160	1965	2085
WEIGHT (DRY)	kg	3514	4660	3050	3671	3514	4660	3370	3671
FUEL TANK MATERIAL		Plastic		Plastic		Plastic		Plastic	
FUEL TANK CAPACITY	L	636		636		636		636	
RUNNING TIME at 75% of load	h	10,03		10,94		10,25		9,87	
OPTIONALS **									
EFT - EXTENDED FUEL TANK (supplement)	L	4180		3270		4180		3270	
LTP - LEAK PROOF TRAY		S		S		S		S	
KRT - RENTAL KIT		-	S	-	S	-	S	-	S
RES - RESIDENTIAL SILENCER		0	√	0	√	0	√	0	√
FEC - FLEXIBLE EXHAUST COMPENSATOR		0	√	0	√	0	√	0	√
CONTROL PANEL AVAILABLE									
AUTOMATIC CONTROL PANEL	ACP	⑪		⑪		⑪		⑪	
MODULAR PARALLEL PANEL	MPP	⑫		⑫		⑫		⑫	

- = Not available - S = Supplement (version available when ordered); for equipment and descriptions see page 87 - 0 = Accessory; for equipment and descriptions see page 87 - ● = Reference number; for descriptions and options see ELECTRICAL EQUIPMENT page 86 - √ standard - ** = Other configurations and detailed specifications are available on www.pramac.com - * Open version only for stationary applications

GSW 510 - 515 DIESEL

GENERATING SET		GSW510V		GSW510DO		GSW515M	
		kW	kVA	kW	kVA	kW	kVA
POWER SUPPLY							
THREE PHASE							
STAND BY POWER LTP		405	506	407	508	407	508
PRIME POWER PRP		364	455	368	460	368	460
POWER SPECIFICATIONS							
VOLTAGE	Volt	400		400		400	
FREQUENCY	Hz	50		50		50	
POWER FACTOR	cos Φ	0,8		0,8		0,8	
ENGINE							
BRAND		Volvo		Doosan		MTU	
MODEL		TAD1345GE		DP158LC		10V1600G10F	
FUEL		Diesel		Diesel		Diesel	
DISPLACEMENT	cc	12780		14618		17500	
SPEED	rpm	1500		1500		1500	
CYLINDER		6 in line		8 V		10 V	
COOLING SYSTEM		Water		Water		Water	
STARTING SYSTEM		Electric		Electric		Electric	
ELECTRIC CIRCUIT	Volt	24		24		24	
ASPIRATION		Turbocharged intercooled		Turbocharged intercooled		Turbocharged intercooled	
SPEED GOVERNOR		Electronic		Electronic		Electronic	
EMISSION STAGE COMPLIANCE EU		Stage II		Non Emission Certified		Stage IIIA	
STAND BY POWER LTP	kW	441,0		449,0		448,0	
PRIME POWER PRP	kW	398,0		408,0		407,0	
ALTERNATOR							
TYPE		Brushless		Brushless		Brushless	
POLES		4		4		4	
VOLTAGE REGULATION SYSTEM		Electronic		Electronic		Electronic	
ALTERNATOR PROTECTION	IP	21		21		21	
CONSUMPTION							
FUEL CONSUMPTION at 75% / 100% of load	L/h	70,38 / 92,87		76,53 / 103,46		78,85 / 109,50	
VERSION		OPEN	CANOPY	OPEN	CANOPY	OPEN	CANOPY
NOISE EMISSION							
NOISE PRESSURE LEVEL at 7 mt	db(A)	*	69	*	69	*	67
GUARANTEED SOUND POWER LEVEL	LWA db(A)	*	98	*	98	*	97
DIMENSION AND WEIGHT							
LENGTH	mm	3300	3951	3500	4400	3800	4700
WIDTH	mm	1400	1438	1500	1560	1670	1757
HEIGHT	mm	1917	2085	1992	2270	2320	2430
WEIGHT (DRY)	kg	3180	4100	3650	4400	4658	5400
FUEL TANK MATERIAL		Plastic		Plastic		Plastic	
FUEL TANK CAPACITY	L	636		636		636	
RUNNING TIME at 75% of load	h	9,04		8,31		8,07	
OPTIONALS **							
EFT - EXTENDED FUEL TANK (supplement)	L	4180		4180		4620	
LTP - LEAK PROOF TRAY		S		S		S	
KRT - RENTAL KIT		-	S	-	S	-	S
RES - RESIDENTIAL SILENCER		0	√	0	√	0	√
FEC - FLEXIBLE EXHAUST COMPENSATOR		0	√	0	√	0	√
CONTROL PANEL AVAILABLE							
AUTOMATIC CONTROL PANEL	ACP	11		11		11	
MODULAR PARALLEL PANEL	MPP	12		12		12	

- = Not available - S = Supplement (version available when ordered); for equipment and descriptions see page 87 - 0 = Accessory; for equipment and descriptions see page 87 - ● = Reference number; for descriptions and options see ELECTRICAL EQUIPMENT page 86 - √ standard - ** = Other configurations and detailed specifications are available on www.pramac.com - * Open version only for stationary applications



GSW 560 - 650 DIESEL

GENERATING SET		THREE PHASE 400/230V**											
		GSW560V		GSW570M		GSW580DO		GSW600V		GSW630DO		GSW650V	
		kW	kVA	kW	kVA	kW	kVA	kW	kVA	kW	kVA	kW	kVA
POWER SUPPLY													
THREE PHASE													
STAND BY POWER LTP		437	546	450	563	465	582	481	601	505	632	522	653
PRIME POWER PRP		404	505	408	510	422	528	454	567	458	573	474	593
POWER SPECIFICATIONS													
VOLTAGE	Volt	400		400		400		400		400		400	
FREQUENCY	Hz	50		50		50		50		50		50	
POWER FACTOR	cos Φ	0,8		0,8		0,8		0,8		0,8		0,8	
ENGINE													
BRAND		Volvo		MTU		Doosan		Volvo		Doosan		Volvo	
MODEL		TAD1641GE		10V1600G20F		DP158LD		TAD1642GE		DP180LA		TAD1642GE	
FUEL		Diesel		Diesel		Diesel		Diesel		Diesel		Diesel	
DISPLACEMENT	cc	16120		17500		14618		16120		18273		16120	
SPEED	rpm	1500		1500		1500		1500		1500		1500	
CYLINDER		6 in line		10 V		8 V		6 in line		10 V		6 in line	
COOLING SYSTEM		Water		Water		Water		Water		Water		Water	
STARTING SYSTEM		Electric		Electric		Electric		Electric		Electric		Electric	
ELECTRIC CIRCUIT	Volt	24		24		24		24		24		24	
ASPIRATION		Turbocharged intercooled		Turbocharged intercooled		Turbocharged intercooled		Turbocharged intercooled		Turbocharged intercooled		Turbocharged intercooled	
SPEED GOVERNOR		Electronic		Electronic		Electronic		Electronic		Electronic		Electronic	
EMISSION STAGE COMPLIANCE EU		Stage II		Stage IIIA		Non Emission Certified		Stage II		Non Emission Certified		Stage II	
STAND BY POWER LTP	kW	484,0		493,0		510,0		565,0		552,0		565,0	
PRIME POWER PRP	kW	441,0		448,0		464,0		514,0		502,0		514,0	
ALTERNATOR													
TYPE		Brushless		Brushless		Brushless		Brushless		Brushless		Brushless	
POLES		4		4		4		4		4		4	
VOLTAGE REGULATION SYSTEM		Electronic		Electronic		Electronic		Electronic		Electronic		Electronic	
ALTERNATOR PROTECTION	IP	21		21		21		21		21		21	
CONSUMPTION													
FUEL CONSUMPTION at 75% / 100% of load	L/h	77,58 / 104,47		76,54 / 105,07		87,23 / 119,32		86,04 / 116,1		95,74 / 129,68		89,85 / 121,16	
VERSION		OPEN		CANOPY		OPEN		CANOPY		OPEN		CANOPY	
NOISE EMISSION													
NOISE PRESSURE LEVEL at 7 mt	db(A)	*	75	*	75	*	75	*	75	*	0	*	75
GUARANTEED SOUND POWER LEVEL	LWA db(A)	*	105	*	105	*	105	*	105	*	0	*	105
DIMENSION AND WEIGHT													
LENGTH	mm	3500	4400	3800	4700	3500	4400	3500	4400	3500	4400	3500	4400
WIDTH	mm	1500	1560	1670	1757	1500	1560	1500	1560	1500	1560	1500	1560
HEIGHT	mm	2120	2250	2320	2430	1992	2270	2120	2250	1972	2270	2120	2250
WEIGHT (DRY)	kg	3467	4495	4811	5520	3650	4560	3620	4888	4100	4900	3680	4945
FUEL TANK MATERIAL		Plastic		Plastic		Plastic		Plastic		Plastic		Plastic	
FUEL TANK CAPACITY	L	636		636		636		636		636		636	
RUNNING TIME at 75% of load	h	8,2		8,31		7,29		7,39		6,64		7,08	
OPTIONS **													
EFT - EXTENDED FUEL TANK (supplement)	L	4180		4620		3270		4180		3270		4180	
LTP - LEAK PROOF TRAY		S		S		S		S		S		S	
KRT - RENTAL KIT		-	S	-	S	-	S	-	S	-	S	-	S
RES - RESIDENTIAL SILENCER		0	√	0	√	0	√	0	√	0	√	0	√
FEC - FLEXIBLE EXHAUST COMPENSATOR		0	√	0	√	0	√	0	√	0	√	0	√
CONTROL PANEL AVAILABLE													
AUTOMATIC CONTROL PANEL	ACP	11		11		11		11		11		11	
MODULAR PARALLEL PANEL	MPP	12		12		12		12		12		12	

- = Not available - S = Supplement (version available when ordered); for equipment and descriptions see page 87 - 0 = Accessory; for equipment and descriptions see page 87 - ● = Reference number; for descriptions and options see ELECTRICAL EQUIPMENT page 86 - √ standard - ** = Other configurations and detailed specifications are available on www.pramac.com - * Open version only for stationary applications

GSW 665 - 830 DIESEL

GENERATING SET	GSW665M		GSW705DO		GSW705V		GSW730M		GSW755DO		GSW830DO	
	THREE PHASE 400/230V**											
POWER SUPPLY	kW		kVA		kW		kVA		kW		kVA	
THREE PHASE	527	659	562	703	562	703	582	727	608	760	665	831
STAND BY POWER LTP	478	598	509	636	505	632	527	659	551	689	602	752
PRIME POWER PRP												
POWER SPECIFICATIONS												
VOLTAGE	400		400		400		400		400		400	
FREQUENCY	50		50		50		50		50		50	
POWER FACTOR	0,8		0,8		0,8		0,8		0,8		0,8	
ENGINE												
BRAND	MTU		Doosan		Volvo		MTU		Doosan		Doosan	
MODEL	12V1600G10F		DP180LB		TWD1643GE		12V1600G20F		DP222LB		DP222LC	
FUEL	Diesel		Diesel		Diesel		Diesel		Diesel		Diesel	
DISPLACEMENT	21000		18273		16120		21000		21927		21927	
SPEED	1500		1500		1500		1500		1500		1500	
CYLINDER	12 V		10 V		6 in line		12 V		12 V		12 V	
COOLING SYSTEM	Water		Water		Water		Water		Water		Water	
STARTING SYSTEM	Electric		Electric		Electric		Electric		Electric		Electric	
ELECTRIC CIRCUIT	24		24		24		24		24		24	
ASPIRATION	Turbocharged intercooled		Turbocharged intercooled		Turbocharged intercooled		Turbocharged intercooled		Turbocharged intercooled		Turbocharged intercooled	
SPEED GOVERNOR	Electronic		Electronic		Electronic		Electronic		Electronic		Electronic	
EMISSION STAGE COMPLIANCE EU	Stage IIIA		Non Emission Certified		Stage II		Stage IIIA		Non Emission Certified		Non Emission Certified	
STAND BY POWER LTP	576,0		596,0		613,0		634,0		664,0		723,0	
PRIME POWER PRP	524,0		540,0		553,0		576,0		604,0		657,0	
ALTERNATOR												
TYPE	Brushless		Brushless		Brushless		Brushless		Brushless		Brushless	
POLES	4		4		4		4		4		4	
VOLTAGE REGULATION SYSTEM	Electronic		Electronic		Electronic		Electronic		Electronic		Electronic	
ALTERNATOR PROTECTION	21		21		21		21		21		21	
CONSUMPTION												
FUEL CONSUMPTION at 75% / 100% of load	98,07 / 131,62		105,82 / 142,31		97,37 / 131,01		106,03 / 142,63		114,95 / 153,16		119,70 / 160,34	
VERSION	OPEN	CANOPY	OPEN	CANOPY	OPEN	CANOPY	OPEN	CANOPY	OPEN	CANOPY	OPEN	CANOPY
NOISE EMISSION												
NOISE PRESSURE LEVEL at 7 mt	*	75	NA	75	*	75	*	75	*	76	*	76
GUARANTEED SOUND POWER LEVEL	*	105	NA	105	*	105	*	105	*	106	*	106
DIMENSION AND WEIGHT												
LENGTH	3811	4700	3500	4400	3800	4700	3811	4700	3800	4700	3800	4700
WIDTH	1670	1757	1500	1500	1670	1757	1670	1757	1670	1757	1670	1757
HEIGHT	2322	2430	1972	2270	2320	2510	2322	2430	2177	2510	2160	2510
WEIGHT (DRY)	4994	5895	4100	4900	4590	5490	5200	6100	4800	5800	5000	6000
FUEL TANK MATERIAL	Plastic		Plastic		Plastic		Plastic		Plastic		Plastic	
FUEL TANK CAPACITY	636		636		636		636		636		636	
RUNNING TIME at 75% of load	6,49		6,01		6,53		6,0		5,53		5,31	
OPTIONS **												
EFT - EXTENDED FUEL TANK (supplement)	L		4620		4180		4620		4620		4620	
LTP - LEAK PROOF TRAY	S		S		S		S		S		S	
KRT - RENTAL KIT	-	S	-	S	-	S	-	S	-	S	-	S
RES - RESIDENTIAL SILENCER	0	√	0	√	0	√	0	√	0	√	0	√
FEC - FLEXIBLE EXHAUST COMPENSATOR	0	√	0	√	0	√	0	√	0	√	0	√
CONTROL PANEL AVAILABLE												
AUTOMATIC CONTROL PANEL	ACP		11		11		11		11		11	
MODULAR PARALLEL PANEL	MPP		12		12		12		12		12	

- = Not available - S = Supplement (version available when ordered); for equipment and descriptions see page 87 - 0 = Accessory; for equipment and descriptions see page 87 - ● = Reference number; for descriptions and options see ELECTRICAL EQUIPMENT page 86 - √ standard - ** = Other configurations and detailed specifications are available on www.pramac.com - * Open version only for stationary applications



ELECTRICAL EQUIPMENT

GSW SERIES 275 - 830

CONTROL PANELS

Type

ACP ^① Automatic Control Panel



Control panels with controls, instrumentations and protections to meet multiple applications. Designed for dedicated metallic box assembled and integrated into the generator.

MPP ^② Modular Parallel Panel



OPERATIONAL TYPES

MANUAL START/STOP	√	√
AUTOMATIC MAIN FAILURE	√ (with LTS)	√ (with ATS)
AUTOMATIC START/STOP (remote)	√	√
PARALLEL RUNNING	-	√

COMMAND

OPERATION MODES	OFF Manual starting Automatic starting Automatic test	OFF Manual starting Automatic function Multiple parallel genset Parallel to Mains
EMERGENCY STOP BUTTON	√	√
CIRCUIT BREAKER	√	√

INSTRUMENTATIONS

TYPE	Digital control unit	Digital control unit
GENSET VOLTAGE	3 phases sensing	3 phases sensing
GENSET CURRENT INTENSITY	3 phases sensing	3 phases sensing
FREQUENCY METER	√	√
HOUR METER	√	√
FUEL LEVEL	√	√
OIL PRESSURE	√	√
ENGINE TEMPERATURE	√	√
GENERATING SET POWER	kVA - kW - kVA _r - Cos Φ	kVA - kW - kVA _r - Cos Φ
BATTERY VOLTAGE	√	√
MAINS VOLTAGE	√	√
ENGINE SPEED R.P.M.	√	√

PROTECTIONS

LOW FUEL LEVEL	√	√
LOW OIL PRESSURE	√	√
HIGH ENGINE TEMPERATURE	√	√
BATTERY CHARGER FAILURE	√	√
EARTH FAULT	√	√
CIRCUIT BREAKER PROTECTION	III Poles	IV Poles (motorized)
UNDER/OVER VOLTAGE	√	√
UNDER/OVER FREQUENCY	√	√
REVERSE POWER	√	√

OUTPUT**

ETB- EXTERNAL TERMINAL BOARD	√	√
TERMINALS CONNECTION FOR LTS PANEL	√	-
PREDISPOSED FOR REMOTE CONTROL RCG	√	√
RS232 COMMUNICATION PORT	√	√
MULTI-PIN CONNECTORS FOR PARALLEL GE	-	√
RSS - REMOTE START & STOP	√	√

OPTIONALS **

TIF - IV POLES CIRCUIT BREAKER	S	√
ADI - EARTH FAULT PROTECTION RELAY	S	S
SKB/SKC - SOCKET KIT:	S	-
TLP - TERMINAL LOW POTENTIAL	S	S
RCG - REMOTE CONTROLS	S	S
PHS - COOLANT PRE-HEATING SYSTEM	S	S
AFP - AUTOMATIC FUEL PUMP	S	S
LTS - LOAD TRANSFER SWITCH	0	-
ATS - AUTOMATIC TRANSFER SWITCH	0	0

√ = Standard - 0 = Accessory available - S = Supplement (version available when ordered) - - = Not available - ** = Other configurations and detailed specifications are available on www.pramac.com

OPTIONALS

GSW SERIES 275 - 830

SUPPLEMENTS AND ACCESSORIES **

LTS - LOAD TRANSFER SWITCH

To transfer the load from the mains to the generator and vice versa. The logic control of the power supply changeover is operated by the Automatic Mains Control (ATS) mounted on the generator



ATS - AUTOMATIC TRANSFER SWITCH

The ATS panel is complete with monitoring logic mains (inteliATS) and internal change-over switches. In the case of any mains supply disproportion it sends a remote start command to the generator and makes change over for both generator and mains contactors



AFP - AUTOMATIC FUEL PUMP

Automatic fuel transfer system from an external storage fuel tank to the one integrated in the generator



PHS - COOLANT PREHEATING SYSTEM

To maintain the engine at a temperature that ensures a quick start when required



CONTROL PANEL

SUPPLEMENTS

Control panel can be upgraded with several supplements to meet customer needs, power bus bar for easy power cables connection and/or output power sockets



EFT - EXTENDED FUEL TANK

Larger metal fuel tank integrated in a bigger base frame allowing longer genset autonomy, at least till 48h at 75% PRP. Provided with pull bars and drainage facility



EXHAUST SYSTEM

The open version can be equipped with Industrial or Residential silencer



RCG - REMOTE CONTROL

Large list of additional modules/devices for remote operation and control of the generating set



**= Other configurations and detailed specifications are available on www.pramac.com



GSW 815-3360



From 815 to 3360kVA, these heavy-duty generating sets are designed for high power demands. Regardless of the field of activity, whether it is medical, telecommunications or industrial, the GSW Higher Power Series is your reliable partner to serve your customer's needs. With a modular layout, these generators meet the requirements of different market areas, enjoying the economic benefits of a standard production.

OPEN



Moving rotating parts protections



Manual lube oil drain pump



Heavy-duty anti-vibrations mountings



Efficient air filters



GSW 815-3360

CANOPY



Large doors for easy service and maintenance



Control panel doors (one each side)



Niche for external emergency push-button



Robust and lockable door handles



GSW 815-1650

CONTAINER



Internal lighting system



ISO lifting hooks



Removable metal plate for power cable passage



Container floor with crosshatch metal pattern surface



GSW 815-3360

GSW 815 - 1000 DIESEL

GENERATING SET	
POWER SUPPLY	
THREE PHASE	
STAND BY POWER LTP	
PRIME POWER PRP	
POWER SPECIFICATIONS	
VOLTAGE	Volt
FREQUENCY	Hz
POWER FACTOR	cos Φ
ENGINE	
BRAND	
MODEL	
FUEL	
DISPLACEMENT	cc
SPEED	rpm
CYLINDER	
COOLING SYSTEM	
STARTING SYSTEM	
ELECTRIC CIRCUIT	Volt
ASPIRATION	
SPEED GOVERNOR	
EMISSION STAGE COMPLIANCE EU	
STAND BY POWER LTP	kW
PRIME POWER PRP	kW
ALTERNATOR	
TYPE	
POLES	
VOLTAGE REGULATION SYSTEM	
ALTERNATOR PROTECTION	IP
CONSUMPTION	
FUEL CONSUMPTION at 75% / 100% of load	L/h
VERSION	
DIMENSION AND WEIGHT	
LENGTH	mm
WIDTH	mm
HEIGHT	mm
WEIGHT (DRY)	kg

		GSW815P		GSW870M		GSW875P		GSW1000M			
THREE PHASE 400/230V**											
		kW	kVA	kW	kVA	kW	kVA	kW	kVA		
STAND BY POWER LTP		661	826	697	871	699	874	808	1010		
PRIME POWER PRP		601	751	631	788	646	807	731	913		
VOLTAGE		400		400		400		400			
FREQUENCY		50		50		50		50			
POWER FACTOR		0,8		0,8		0,8		0,8			
BRAND		Perkins		MTU		Perkins		MTU			
MODEL		4006-23TAG2A		12V2000G65		4006-23TAG3A		16V2000G25			
FUEL		Diesel		Diesel		Diesel		Diesel			
DISPLACEMENT		22921		23880		22921		31840			
SPEED		1500		1500		1500		1500			
CYLINDER		6 in line		12 V		6 in line		16 V			
COOLING SYSTEM		Water		Water		Water		Water			
STARTING SYSTEM		Electric		Electric		Electric		Electric			
ELECTRIC CIRCUIT		24		24		24		24			
ASPIRATION		Turbocharged aftercooled		Turbocharged aftercooled		Turbocharged aftercooled		Turbocharged aftercooled			
SPEED GOVERNOR		Electronic		Electronic		Electronic		Electronic			
EMISSION STAGE COMPLIANCE EU		Unregulated		Unregulated		Unregulated		Unregulated			
STAND BY POWER LTP		721,0		765,0		786,0		891,0			
PRIME POWER PRP		658,0		695,0		705,0		810,0			
TYPE		Brushless		Brushless		Brushless		Brushless			
POLES		4		4		4		4			
VOLTAGE REGULATION SYSTEM		Electronic		Electronic		Electronic		Electronic			
ALTERNATOR PROTECTION		21		21		21		21			
FUEL CONSUMPTION at 75% / 100% of load		125,34 / 163,72		127,65 / 166,3		133,55 / 176,25		145,37 / 190,93			
		OPEN	CANOPY	CONTAINER	OPEN	CANOPY	CONTAINER	OPEN	CANOPY	CONTAINER	
LENGTH		4100	6541	6055	4100	6541	6055	4100	6541	6055	
WIDTH		2130	2171	2438	2130	2171	2438	2130	2171	2438	
HEIGHT		2218	2679	2591	2294	2679	2591	2218	2679	2591	
WEIGHT (DRY)		6641	8491	9641	6472	8332	9472	6641	8650	9641	
BAT – LEAD-ACID STARTING BATTERIES KIT		S		S		S		S			
IFT - INTEGRATED FUEL TANK		S		S		S		S			
FUEL TANK MATERIAL		Metal		Metal		Metal		Metal			
CAPACITY AVAILABLE [IFT1 or IFT2]		L		500 / 1000		500 / 1000		500 / 1000			
RUNNING TIME at 75% of load		h		3,99 / 7,98		3,92 / 7,83		3,74 / 7,49		3,44 / 6,88	
FBD - FULLY BUNDED BASE FRAME		S		S		S		S			
LDS - LEAKAGE DETECTION SENSOR (ONLY WITH FBD)		S		S		S		S			
AFP - AUTOMATIC FUEL PUMP		S		S		S		S			
PHS - COOLANT PRE-HEATING SYSTEM		S		S		S		S			
SYSTEMS EXHAUST SILENCER AVAILABLE (for OPEN version)		OPEN	CANOPY	CONTAINER	OPEN	CANOPY	CONTAINER	OPEN	CANOPY	CONTAINER	
IES - INDUSTRIAL SILENCER -15 db(A)		S	-		S	-		S	-		
RES - RESIDENTIAL SILENCER -35/38 db(A)		S	√		S	√		S	√		
FEC - FLEXIBLE EXHAUST COMPENSATOR		S	√		S	√		S	√		
CONTROL PANEL AVAILABLE											
AUTOMATIC CONTROL PANEL ACP		13		13		13		13			
MODULAR PARALLEL PANEL MPP		14		14		14		14			

- = Not available - S = Supplement (version available when ordered); for equipment and descriptions see page 97 - 0 = Accessory; for equipment and descriptions see page 97 - ● = Reference number; for descriptions and options see ELECTRICAL EQUIPMENT page 96 - √ standard - ** = Other configurations and detailed specifications are available on www.pramac.com

GSW 1120 - 1400 DIESEL

GENERATING SET		GSW1120M			GSW1130P			GSW1260M			GSW1400P		
POWER SUPPLY		THREE PHASE 400/230V**											
THREE PHASE		kW	kVA	kW	kVA	kW	kVA	kW	kVA	kW	kVA		
STAND BY POWER LTP		896	1120	918	1147	1010	1262	1119	1399				
PRIME POWER PRP		810	1013	835	1044	914	1142	1013	1266				
POWER SPECIFICATIONS													
VOLTAGE	Volt	400		400		400		400					
FREQUENCY	Hz	50		50		50		50					
POWER FACTOR	cos Φ	0,8		0,8		0,8		0,8					
ENGINE													
BRAND		MTU		Perkins		MTU		Perkins					
MODEL		16V2000G65		4008 TAG2A		18V2000G65		4012-46TWG2A					
FUEL		Diesel		Diesel		Diesel		Diesel					
DISPLACEMENT	cc	31840		30561		35820		45842					
SPEED	rpm	1500		1500		1500		1500					
CYLINDER		16 V		8 in line		18 V		12 V					
COOLING SYSTEM		Water		Water		Water		Water					
STARTING SYSTEM		Electric		Electric		Electric		Electric					
ELECTRIC CIRCUIT	Volt	24		24		24		24					
ASPIRATION		Turbocharged aftercooled		Turbocharged aftercooled		Turbocharged aftercooled		Turbocharged aftercooled					
SPEED GOVERNOR		Electronic		Electronic		Electronic		Electronic					
EMISSION STAGE COMPLIANCE EU		Unregulated		Unregulated		Unregulated		Unregulated					
STAND BY POWER LTP	kW	979,0		985,0		1100,0		1217,0					
PRIME POWER PRP	kW	890,0		899,0		1000,0		1106,0					
ALTERNATOR													
TYPE		Brushless		Brushless		Brushless		Brushless					
POLES		4		4		4		4					
VOLTAGE REGULATION SYSTEM		Electronic		Electronic		Electronic		Electronic					
ALTERNATOR PROTECTION	IP	21		21		21		21					
CONSUMPTION													
FUEL CONSUMPTION at 75% / 100% of load	L/h	158,01 / 212,96		163,44 / 222,61		181,08 / 239,29		214,15 / 277,82					
VERSION		OPEN	CANOPY	CONTAINER	OPEN	CANOPY	CONTAINER	OPEN	CANOPY	CONTAINER	OPEN	CANOPY	CONTAINER
DIMENSION AND WEIGHT													
LENGTH	mm	4426	6541	6055	4646	7800	12190	4646	7800	12190	5004	7800	12190
WIDTH	mm	2130	2171	2438	2122	2424	2438	2122	2424	2438	2200	2424	2438
HEIGHT	mm	2295	2679	2591	2466	2997	2896	2466	2997	2896	2504	2997	2896
WEIGHT (DRY)	kg	7455	9515	10455	8170	11067	14667	9179	11579	15179	10040	12740	16040
GENSET EQUIPMENT - BASIC CONFIGURATIONS AVAILABLE**:													
BAT - LEAD-ACID STARTING BATTERIES KIT		S		S		S		S					
IFT - INTEGRATED FUEL TANK		S		S		S		S					
FUEL TANK MATERIAL		Metal		Metal		Metal		Metal					
CAPACITY AVAILABLE [IFT1 or IFT2]	L	500 / 1000		500 / 1000		500 / 1000		500 / 1000					
RUNNING TIME at 75% of load	h	3,16 / 6,33		3,06 / 6,12		2,76 / 5,52		2,33 / 4,67					
FBD - FULLY BUNDED BASE FRAME		S		S		S		S					
LDS - LEAKAGE DETECTION SENSOR (ONLY WITH FBD)		S		S		S		S					
AFP - AUTOMATIC FUEL PUMP		S		S		S		S					
PHS - COOLANT PRE-HEATING SYSTEM		S		S		S		S					
SYSTEMS EXHAUST SILENCER AVAILABLE (for OPEN version)		OPEN	CANOPY	CONTAINER	OPEN	CANOPY	CONTAINER	OPEN	CANOPY	CONTAINER	OPEN	CANOPY	CONTAINER
IES - INDUSTRIAL SILENCER	-15 db(A)	S	-		S	-		S	-		S	-	
RES - RESIDENTIAL SILENCER	-35/38 db(A)	S	√		S	√		S	√		S	√	
FEC - FLEXIBLE EXHAUST COMPENSATOR		S	√		S	√		S	√		S	√	
CONTROL PANEL AVAILABLE													
AUTOMATIC CONTROL PANEL	ACP	13		13		13		13					
MODULAR PARALLEL PANEL	MPP	14		14		14		14					

- = Not available - S = Supplement (version available when ordered); for equipment and descriptions see page 97 - 0 = Accessory; for equipment and descriptions see page 97 - ● = Reference number; for descriptions and options see ELECTRICAL EQUIPMENT page 96 - √ standard - ** = Other configurations and detailed specifications are available on www.pramac.com



GSW 1510 - 1650 DIESEL

GENERATING SET		GSW1510P			GSW1500M			GSW1650P		
POWER SUPPLY		THREE PHASE 400/230V**								
THREE PHASE		kW	kVA	kW	kVA	kW	kVA	kW	kVA	
STAND BY POWER LTP		1215	1519	1216	1520	1328	1660			
PRIME POWER PRP		1105	1382	1121	1401	1227	1534			
POWER SPECIFICATIONS										
VOLTAGE	Volt	400		400		400		400		
FREQUENCY	Hz	50		50		50		50		
POWER FACTOR	cos Φ	0,8		0,8		0,8		0,8		
ENGINE										
BRAND		Perkins		MTU		Perkins				
MODEL		4012-46TWG3A		12V4000G23R		4012-46TAG2A				
FUEL		Diesel		Diesel		Diesel				
DISPLACEMENT	cc	45842		57199		45842				
SPEED	rpm	1500		1500		1500				
CYLINDER		12 V		12 V		12 V				
COOLING SYSTEM		Water		Water		Water				
STARTING SYSTEM		Electric		Electric		Electric				
ELECTRIC CIRCUIT	Volt	24		24		24				
ASPIRATION		Turbocharged		Turbocharged aftercooled		Turbocharged				
SPEED GOVERNOR		Electronic		Electronic		Electronic				
EMISSION STAGE COMPLIANCE EU		Unregulated		Unregulated		Unregulated				
STAND BY POWER LTP	kW	1314,0		1325,0		1459,0				
PRIME POWER PRP	kW	1200,0		1205,0		1331,0				
ALTERNATOR										
TYPE		Brushless		Brushless		Brushless				
POLES		4		4		4				
VOLTAGE REGULATION SYSTEM		Electronic		Electronic		Electronic				
ALTERNATOR PROTECTION	IP	21		21		23				
CONSUMPTION										
FUEL CONSUMPTION at 75% / 100% of load	L/h	229,91 / 301,43		213,87 / 275,43		240,89 / 316,91				
VERSION		OPEN	CANOPY	CONTAINER	OPEN	CANOPY	CONTAINER	OPEN	CANOPY	CONTAINER
DIMENSION AND WEIGHT										
LENGTH	mm	5004	7800	12190	6000	7800	12190	5004	7800	12190
WIDTH	mm	2200	2424	2438	2150	2424	2438	2200	2424	2438
HEIGHT	mm	2574	2997	2896	2722	2997	2896	2574	2997	2896
WEIGHT (DRY)	kg	10330	13030	16330	11590	17000	24000	11074	14000	17074
GENSET EQUIPMENT - BASIC CONFIGURATIONS AVAILABLE**:										
BAT - LEAD-ACID STARTING BATTERIES KIT		S			S			S		
IFT - INTEGRATED FUEL TANK		S			S			S		
FUEL TANK MATERIAL		Metal			Metal			Metal		
CAPACITY AVAILABLE [IFT1 or IFT2]	L	500 / 1000			500 / 1000			500 / 1000		
RUNNING TIME at 75% of load	h	2,17 / 4,35			2,34 / 4,68			2,08 / 4,15		
FBD - FULLY BUNDED BASE FRAME		S			S			S		
LDS - LEAKAGE DETECTION SENSOR (ONLY WITH FBD)		S			S			S		
AFP - AUTOMATIC FUEL PUMP		S			S			S		
PHS - COOLANT PRE-HEATING SYSTEM		S			S			S		
SYSTEMS EXHAUST SILENCER AVAILABLE (for OPEN version)		OPEN	CANOPY	CONTAINER	OPEN	CANOPY	CONTAINER	OPEN	CANOPY	CONTAINER
IES - INDUSTRIAL SILENCER	-15 db(A)	S		-	S		-	S		-
RES - RESIDENTIAL SILENCER	-35/38 db(A)	S		√	S		√	S		√
FEC - FLEXIBLE EXHAUST COMPENSATOR		S		√	S		√	S		√
CONTROL PANEL AVAILABLE										
AUTOMATIC CONTROL PANEL	ACP		13			13			13	
MODULAR PARALLEL PANEL	MPP		14			14			14	

- = Not available - S = Supplement (version available when ordered); for equipment and descriptions see page 97 - 0 = Accessory; for equipment and descriptions see page 97 - ● = Reference number; for descriptions and options see ELECTRICAL EQUIPMENT page 96 - √ standard - ** = Other configurations and detailed specifications are available on www.pramac.com - * Open version only for stationary applications

GSW 1770 - 2040 DIESEL

GENERATING SET	GSW1770M		GSW1780P		GSW2040M	
	THREE PHASE 400/230V**					
POWER SUPPLY	kW	kVA	kW	kVA	kW	kVA
THREE PHASE						
STAND BY POWER LTP	1424	1780	1424	1780	1635	2044
PRIME POWER PRP	1329	1661	1360	1700	1483	1854
POWER SPECIFICATIONS						
VOLTAGE	400		400		400	
FREQUENCY	50		50		50	
POWER FACTOR	0,8		0,8		0,8	
ENGINE						
BRAND	MTU		Perkins		MTU	
MODEL	12V4000G23		4012-46TAG3A		12V4000G63	
FUEL	Diesel		Diesel		Diesel	
DISPLACEMENT	57199 cc		45842		57200	
SPEED	1500 rpm		1500		1500	
CYLINDER	12 V		12 V		12 V	
COOLING SYSTEM	Water		Water		Water	
STARTING SYSTEM	Electric		Electric		Electric	
ELECTRIC CIRCUIT	24		24		24	
ASPIRATION	Turbocharged aftercooled		Turbocharged aftercooled		Turbocharged aftercooled	
SPEED GOVERNOR	Electronic		Electronic		Electronic	
EMISSION STAGE COMPLIANCE EU	Unregulated		Unregulated		Unregulated	
STAND BY POWER LTP	1562,0 kW		1643,0		1733,0	
PRIME POWER PRP	1420,0 kW		1500,0		1575,0	
ALTERNATOR						
TYPE	Brushless		Brushless		Brushless	
POLES	4		4		4	
VOLTAGE REGULATION SYSTEM	Electronic		Electronic		Electronic	
ALTERNATOR PROTECTION	IP 21		21		21	
CONSUMPTION						
FUEL CONSUMPTION at 75% / 100% of load	249,06 / 319,50 L/h		274,91 / 365,55		273,16 / 360,0	
VERSION	OPEN	CONTAINER	OPEN	CONTAINER	OPEN	CONTAINER
DIMENSION AND WEIGHT						
LENGTH	6000 mm	12190	5004	12190	6000	12190
WIDTH	2150 mm	2438	2200	2438	2150	2438
HEIGHT	2722 mm	2896	2610	2896	2722	2896
WEIGHT (DRY)	12150 kg	20150	11561	17561	12430	20430
GENSET EQUIPMENT - BASIC CONFIGURATIONS AVAILABLE**:						
BAT - LEAD-ACID STARTING BATTERIES KIT	S		S		S	
IFT - INTEGRATED FUEL TANK	S		S		S	
FUEL TANK MATERIAL	Metal		Metal		Metal	
CAPACITY AVAILABLE [IFT1 or IFT2]	500 / 1000 L		500 / 1000		500 / 1000	
RUNNING TIME at 75% of load	2,01 / 4,02 h		1,82 / 3,64		1,83 / 3,66	
FBD - FULLY BUNDED BASE FRAME	S		S		S	
LDS - LEAKAGE DETECTION SENSOR (ONLY WITH FBD)	S		S		S	
AFP - AUTOMATIC FUEL PUMP	S		S		S	
PHS - COOLANT PRE-HEATING SYSTEM	S		S		S	
SYSTEMS EXHAUST SILENCER AVAILABLE (for OPEN version)	OPEN	CONTAINER	OPEN	CONTAINER	OPEN	CONTAINER
IES - INDUSTRIAL SILENCER -15 db(A)	S	-	S	-	S	-
RES - RESIDENTIAL SILENCER -35/38 db(A)	S	√	S	√	S	√
FEC - FLEXIBLE EXHAUST COMPENSATOR	S	√	S	√	S	√
CONTROL PANEL AVAILABLE						
AUTOMATIC CONTROL PANEL	ACP		13		13	
MODULAR PARALLEL PANEL	MPP		14		14	

- = Not available - S = Supplement (version available when ordered); for equipment and descriptions see page 97 - O = Accessory; for equipment and descriptions see page 97 - ● = Reference number; for descriptions and options see ELECTRICAL EQUIPMENT page 96 - √ standard - ** = Other configurations and detailed specifications are available on www.pramac.com - * Open version only for stationary applications



GSW 2025 - 2270 DIESEL

GENERATING SET		GSW2025P		GSW2266P		GSW2270M	
POWER SUPPLY		THREE PHASE 400/230V**					
THREE PHASE		kW	kVA	kW	kVA	kW	kVA
STAND BY POWER LTP		1636	2046	1814	2268	1814	2268
PRIME POWER PRP		1515	1893	1617	2021	1737	2171
POWER SPECIFICATIONS							
VOLTAGE	Volt	400		400		400	
FREQUENCY	Hz	50		50		50	
POWER FACTOR	cos Φ	0,8		0,8		0,8	
ENGINE							
BRAND		Perkins		Perkins		MTU	
MODEL		4016-61TRG1		4016-61TRG2		16V4000G23	
FUEL		Diesel		Diesel		Diesel	
DISPLACEMENT	cc	61123		61123		76300	
SPEED	rpm	1500		1500		1500	
CYLINDER		16 V		16 V		16 V	
COOLING SYSTEM		Water		Water		Water	
STARTING SYSTEM		Electric		Electric		Electric	
ELECTRIC CIRCUIT	Volt	24		24		24	
ASPIRATION		Turbocharged		Turbocharged		Turbocharged aftercooled	
SPEED GOVERNOR		Electronic		Electronic		Electronic	
EMISSION STAGE COMPLIANCE EU		Unregulated		Unregulated		Unregulated	
STAND BY POWER LTP	kW	1774,0		1985,0		1965,0	
PRIME POWER PRP	kW	1648,0		1774,0		1798,0	
ALTERNATOR							
TYPE		Brushless		Brushless		Brushless	
POLES		4		4		4	
VOLTAGE REGULATION SYSTEM		Electronic		Electronic		Electronic	
ALTERNATOR PROTECTION	IP	21		21		21	
CONSUMPTION							
FUEL CONSUMPTION at 75% / 100% of load	L/h	311,9 / 394,34		331,78 / 432,94		305,99 / 402,41	
VERSION		OPEN	CONTAINER	OPEN	CONTAINER	OPEN	CONTAINER
DIMENSION AND WEIGHT							
LENGTH	mm	5800	12190	5800	12190	6800	12190
WIDTH	mm	2188	2438	2188	2438	2150	2438
HEIGHT	mm	2798	2896	2798	2896	2772	2896
WEIGHT (DRY)	kg	20430	22588	14902	22902	15620	23620
GENSET EQUIPMENT - BASIC CONFIGURATIONS AVAILABLE**:							
BAT - LEAD-ACID STARTING BATTERIES KIT		S		S		S	
IFT - INTEGRATED FUEL TANK		S		S		S	
FUEL TANK MATERIAL		Metal		Metal		Metal	
CAPACITY AVAILABLE [IFT1 or IFT2]	L	500 / 1000		500 / 1000		500 / 1000	
RUNNING TIME at 75% of load	h	1,60 / 3,21		1,51 / 3,01		1,63 / 3,27	
FBD - FULLY BUNDED BASE FRAME		S		S		S	
LDS - LEAKAGE DETECTION SENSOR (ONLY WITH FBD)		S		S		S	
AFP - AUTOMATIC FUEL PUMP		S		S		S	
PHS - COOLANT PRE-HEATING SYSTEM		S		S		S	
SYSTEMS EXHAUST SILENCER AVAILABLE (for OPEN version)		OPEN	CONTAINER	OPEN	CONTAINER	OPEN	CONTAINER
IES - INDUSTRIAL SILENCER	-15 db(A)	S	-	S	-	S	-
RES - RESIDENTIAL SILENCER	-35/38 db(A)	S	√	S	√	S	√
FEC - FLEXIBLE EXHAUST COMPENSATOR		S	√	S	√	S	√
CONTROL PANEL AVAILABLE							
AUTOMATIC CONTROL PANEL	ACP	13		13		13	
MODULAR PARALLEL PANEL	MPP	14		14		14	

- = Not available - S = Supplement (version available when ordered); for equipment and descriptions see page 97 - O = Accessory; for equipment and descriptions see page 97 - ● = Reference number; for descriptions and options see ELECTRICAL EQUIPMENT page 96 - √ standard - **= Other configurations and detailed specifications are available on www.pramac.com - * Open version only for stationary applications

GSW 2520 - 3360 DIESEL

GENERATING SET		GSW2520P		GSW2600M		GSW2800M		GSW3100M		GSW3360M	
POWER SUPPLY		THREE PHASE 400/230V**									
THREE PHASE		kW	kVA	kW	kVA	kW	kVA	kW	kVA	kW	kVA
STAND BY POWER LTP		2016	2520	2044	2556	2200	2750	2537	3171	2640	3300
PRIME POWER PRP		1815	2269	1854	2317	2066	2582	2301	2876	2467	3083
POWER SPECIFICATIONS											
VOLTAGE	Volt	400		400		400		400		400	
FREQUENCY	Hz	50		50		50		50		50	
POWER FACTOR	cos Φ	0,8		0,8		0,8		0,8		0,8	
ENGINE											
BRAND		Perkins		MTU		MTU		MTU		MTU	
MODEL		4016-61TRG3		16V4000G63		20V4000G23		20V4000G63		20V4000G63L	
FUEL		Diesel		Diesel		Diesel		Diesel		Diesel	
DISPLACEMENT	cc	61123		76300		95400		95400		95400	
SPEED	rpm	1500		1500		1500		1500		1500	
CYLINDER		16 V		16 V		20 V		20 V		20 V	
COOLING SYSTEM		Water		Water		Water		Water		Water	
STARTING SYSTEM		Electric		Electric		Electric		Electric		Electric	
ELECTRIC CIRCUIT	Volt	24		24		24		24		24	
ASPIRATION		Turbocharged intercooled		Turbocharged intercooled		Turbocharged intercooled		Turbocharged intercooled		Turbocharged intercooled	
SPEED GOVERNOR		Electronic		Electronic		Electronic		Electronic		Electronic	
EMISSION STAGE COMPLIANCE EU		Unregulated		Unregulated		Unregulated		Unregulated		Unregulated	
STAND BY POWER LTP	kW	2183,0		2162,0		2420,0		2662,0		2849,0	
PRIME POWER PRP	kW	1975,0		1965,0		2200,0		2420,0		2590,0	
ALTERNATOR											
TYPE		Brushless		Brushless		Brushless		Brushless		Brushless	
POLES		4		4		4		4		4	
VOLTAGE REGULATION SYSTEM		Electronic		Electronic		Electronic		Electronic		Electronic	
ALTERNATOR PROTECTION	IP	21		21		23		23		23	
CONSUMPTION											
FUEL CONSUMPTION at 75% / 100% of load	L/h	357,94 / 481,99		337,27 / 442,13		394/ 510		429/ 556		455/ 592	
VERSION		OPEN		CONTAINER		OPEN		CONTAINER		OPEN	
DIMENSION AND WEIGHT		OPEN		CONTAINER		OPEN		CONTAINER		OPEN	
LENGTH	mm	5800		6800		7535		7535		7535	
WIDTH	mm	2188		2150		2280		2280		2288	
HEIGHT	mm	3209		2622		2755		3239		3239	
WEIGHT (DRY)	kg	15300		15900		20500		22500		21800	
GENSET EQUIPMENT - BASIC CONFIGURATIONS AVAILABLE**:											
BAT - LEAD-ACID STARTING BATTERIES KIT		S		S		S		S		S	
IFT - INTEGRATED FUEL TANK		S		S		S		S		S	
FUEL TANK MATERIAL		Metal		Metal		Metal		Metal		Metal	
CAPACITY AVAILABLE [IFT1 or IFT2]	L	500 / 1000		500 / 1000		500 / 1000		500 / 1000		500 / 1000	
RUNNING TIME at 75% of load	h	1,4 / 2,79		1,48 / 2,96		1,27 / 2,54		1,17 / 2,33		1,1 / 2,2	
FBD - FULLY BUNDED BASE FRAME		S		S		S		S		S	
LDS - LEAKAGE DETECTION SENSOR (ONLY WITH FBD)		S		S		S		S		S	
AFP - AUTOMATIC FUEL PUMP		S		S		S		S		S	
PHS - COOLANT PRE-HEATING SYSTEM		S		S		S		S		S	
SYSTEMS EXHAUST SILENCER AVAILABLE (for OPEN version)		OPEN		CONTAINER		OPEN		CONTAINER		OPEN	
IES - INDUSTRIAL SILENCER	-15 db(A)	S		S		S		S		S	
RES - RESIDENTIAL SILENCER	-35/38 db(A)	S		S		S		S		S	
FEC - FLEXIBLE EXHAUST COMPENSATOR		S		S		S		S		S	
CONTROL PANEL AVAILABLE											
AUTOMATIC CONTROL PANEL	ACP	13		13		13		13		13	
MODULAR PARALLEL PANEL	MPP	14		14		14		14		14	

- = Not available - S = Supplement (version available when ordered); for equipment and descriptions see page 97 - O = Accessory; for equipment and descriptions see page 97 - ● = Reference number; for descriptions and options see ELECTRICAL EQUIPMENT page 96 - √ standard - **= Other configurations and detailed specifications are available on www.pramac.com - * Open version only for stationary applications



ELECTRICAL EQUIPMENT

GSW SERIES 815-3360

CONTROL PANELS

Type

ACP ¹³

Automatic Control Panel

MPP ¹⁴

Modular Parallel Panel

Control panels with controls, instrumentations and protections to meet multiple applications. Designed for dedicated metallic box assembled and integrated into the generator.



OPERATIONAL TYPES

MANUAL START/STOP	√	√
AUTOMATIC MAIN FAILURE	√ (with LTS)	√ (with ATS)
AUTOMATIC START/STOP (remote)	√	√
PARALLEL RUNNING		√

COMMAND

OPERATION MODES	OFF Manual starting Automatic starting Automatic test	OFF Manual starting Automatic function Multiple parallel genset Parallel to Mains
EMERGENCY STOP BUTTON	√	√

INSTRUMENTATIONS

TYPE	Digital control unit	Digital control unit
GENSET VOLTAGE	3 phases sensing	3 phases sensing
GENSET CURRENT INTENSITY	3 phases sensing	3 phases sensing
FREQUENCY METER	√	√
HOURS-COUNTER	√	√
FUEL LEVEL	√	√
OIL PRESSURE	√	√
ENGINE TEMPERATURE	√	√
GENERATING SET POWER	kVA - kW - kVAr - Cos Φ	kVA - kW - kVAr - Cos Φ
BATTERY VOLTAGE	√	√
MAINS VOLTAGE	√	√
ENGINE SPEED R.P.M.	√	√

PROTECTIONS

LOW FUEL LEVEL	√	√
LOW OIL PRESSURE	√	√
HIGH ENGINE TEMPERATURE	√	√
BATTERY CHARGER FAILURE	√	√
UNDER/OVER VOLTAGE	√	√
UNDER/OVER FREQUENCY	√	√
REVERSE POWER	√	√

OUTPUT**

TERMINALS CONNECTION FOR LTS PANEL	√	-
PREDISPOSED FOR REMOTE CONTROL RCG	√	√
RS232 COMMUNICATION PORT	√	√
MULTI-PIN CONNECTORS FOR PARALLEL GE	-	√
RSS - REMOTE START & STOP	√	√

BASIC CONFIGURATIONS AVAILABLE**:

POWER PANEL PROTECTION WITH CIRCUIT BREAKER ASSEMBLED IN DEDICATED METALLIC CABINET



GENSET CIRCUIT BREAKER 3-POLE	S (GCB1)	S (GMB1 - motorized circuit breaker as generator protection/synchronization)
GENSET CIRCUIT BREAKER 4-POLE	S (GCB2)	S (GMB2 - motorized circuit breaker as generator protection/synchronization)
ETB- EXTERNAL TERMINAL BOARD	√ (with GCB)	√ (with GMB)

OPTIONALS **

RCG - REMOTE CONTROLS	S	S
PHS - COOLANT PRE-HEATING SYSTEM	S	S
AFP - AUTOMATIC FUEL PUMP	S	S
LTS - LOAD TRANSFER SWITCH	0	-
ATS - AUTOMATIC TRANSFER SWITCH	0	0

√ = Standard 0 = Accessory available S = Supplement (version available when ordered) - = Not available ** = Other configurations and detailed specifications are available on www.pramac.com

OPTIONALS

GSW SERIES 815-3360

SUPPLEMENTS AND ACCESSORIES **

LTS - LOAD TRANSFER SWITCH

To transfer the load from the mains to the generator and vice versa. The logic control of the power supply changeover is operated by the Automatic Mains Control (ATS) mounted on the generator



ATS - AUTOMATIC TRANSFER SWITCH

The ATS panel is complete with monitoring logic mains (inteliATS) and internal change-over switches. In the case of any mains supply disproportion it sends a remote start command to the generator and makes change over for both generator and mains contactors



IFT - INTEGRATED FUEL TANK

Integrated fuel tank installed and connected to the engine.

Standard Capacity available:

IFT1 500 Liters

IFT2 1000 Liters



RCG - REMOTE CONTROL

Large list of additional modules/devices for remote operation and control of the generating set



AFP - AUTOMATIC FUEL PUMP

Automatic fuel transfer system from an external storage fuel tank to the one integrated in the generator



PHS - COOLANT PREHEATING SYSTEM

To maintain the engine at a temperature that ensures a quick start when required



EXHAUST SYSTEM

The open version can be equipped with Industrial or Residential silencer



**= Other configurations and detailed specifications are available on www.pramac.com

Customized solutions

Examples of worldwide references



Power Plant Copiapò (Chile) KW 3.494

CONTINUOUS & PRIME POWER SUPPLY

POWER LTP	546 KVA	FREQUENCY	50 HZ
POWER PRP	505 KVA	VOLTAGE	400 V

- Soundproof enclosure noise level 75 dB(A) @ 7 m
- Sand trap air filters on enclosure
- Parallel panel
- Oversized automatic fuel transfer pump



Power Plant Addis Abeba (Ethiopia) KW 32.896

CONTINUOUS & PRIME POWER SUPPLY

POWER LTP	2570 KVA	FREQUENCY.....	50 HZ
POWER PRP	2310 KVA	VOLTAGE	400 V

- Open version
- Special panel for synchro functions as base load power supply



Commercial & Retail Mohammedia (Morocco) KW 2.160

BACK UP STAND BY POWER SUPPLY

POWER LTP	2700 KVA	FREQUENCY.....	50 HZ
POWER PRP	2588 KVA	VOLTAGE	400 V

- Container 40' noise level 75 +/-3 dB(A) @ 7 m
- Electrical radiator in a separated room of the container
- Automatic fire extinguisher system with CO2 gas installed on the container
- Spark arrestor silencer
- Heavy duty air filters
- Synchronizing panel for black start

The Customized Solutions are a key business for PRAMAC, due to the high demand for power generators dedicated to specific applications and the increasing number of special projects exceeding the standard scope of supply. PRAMAC can realize special generators up to 3MWe with low,

medium and high voltage output, suitable for several applications. PRAMAC technical staff are available to design and offer turnkey projects with tailor-made soundproof enclosures, special control panels and studying specific technical alternatives to meet any customer requirement.



Water treatment Houston/Texas (Usa) KW 2.453

BACK UP STAND BY POWER SUPPLY

POWER LTP1022 KVA	FREQUENCY.....60 HZ
POWER PRP926 KVA	VOLTAGE480 V

- Canopy noise level 75 +/-3 dB(A) @ 7 m
- Baseframe suitable for bigger tank under genset
- Automatic panel with customized bus bar for big power cables connection



Commercial & Retail Limoux (France) KW 1.006

BACK UP STAND BY POWER SUPPLY

POWER LTP1257 KVA	FREQUENCY.....50 HZ
POWER PRP1138 KVA	VOLTAGE400 V

- Soundproof enclosure with fully integrated residential exhaust silencer in order to have a 70 +/-3 dB(A) noise level @ 7 m
- Parallel panel suitable for back synchronization with Mains to avoid second black out
- Genset equipment suitable for long running stand by application such as automatic fuel pump, leak proof tray and engine water preheating system



Transport South Africa KW 4.038

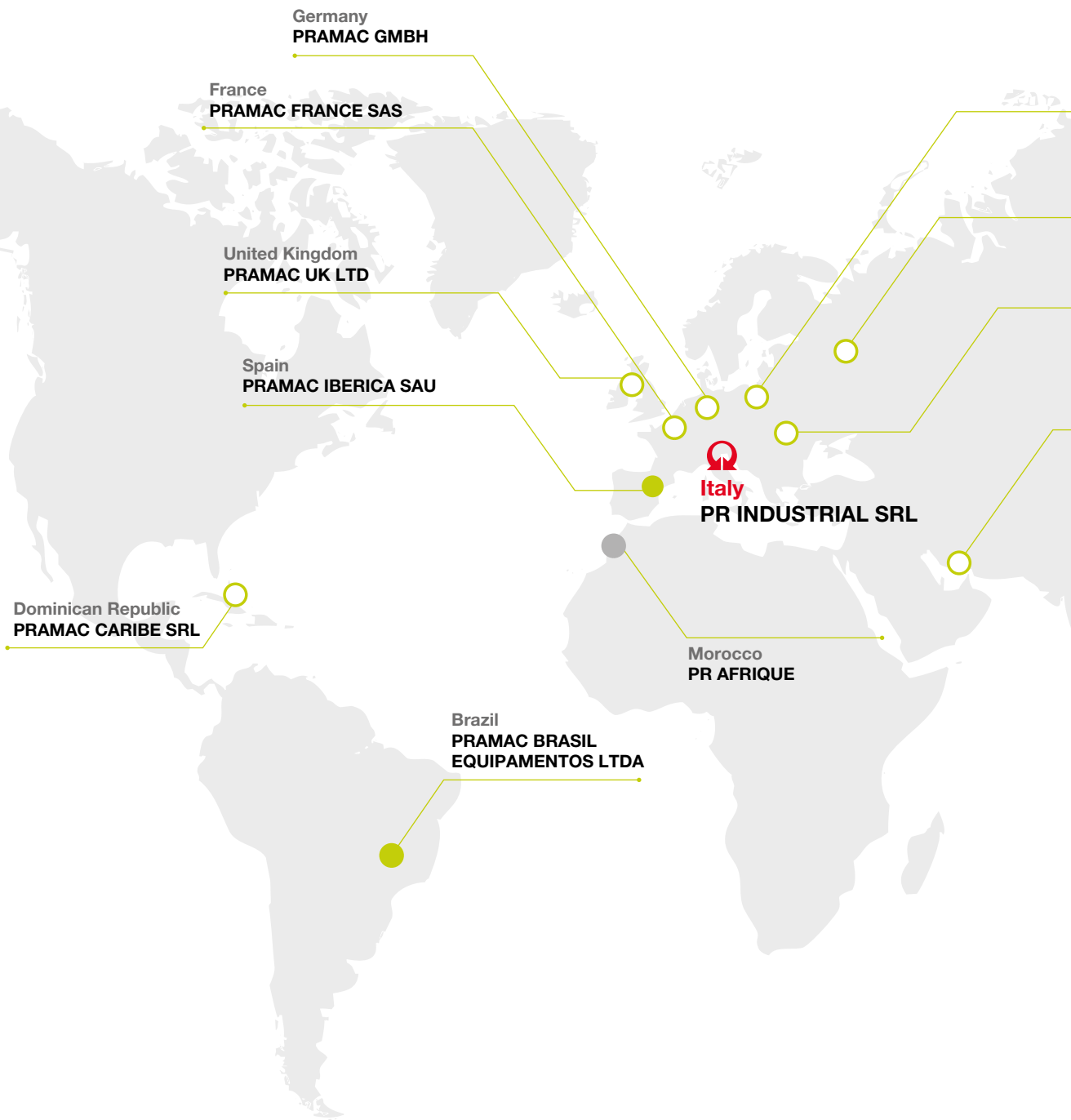
BACK UP STAND BY POWER SUPPLY

POWER LTP1260 KVA	FREQUENCY.....50 HZ
POWER PRP1140 KVA	VOLTAGE400 V

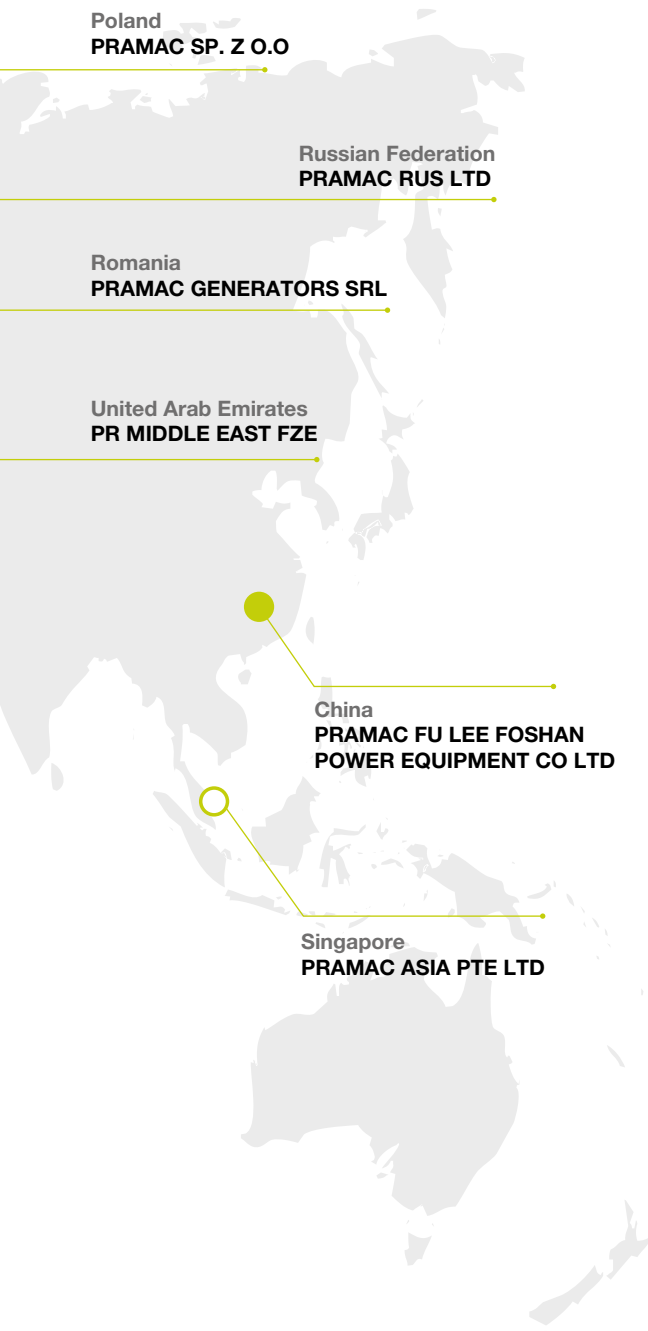
- Open version
- Parallel panel
- Double stage of exhaust silencers for residual noise level 56/57 dB(A) at 1 m

Pramac worldwide

From Italy, worldwide. Our service through a global network to be closer to you.
For further information: www.pramac.com - www.pramacparts.com



Commercial office Commercial branch Production and commercial branch Headquarters - Production and commercial branch



EUROPE

Italy

PR INDUSTRIAL SRL

Headquarters

Località Il Piano
53031 Casole d'Elsa, Siena
Tel.: +39 0577 9651
Fax: +39 0577 949076
info.it@pramac.com

Germany

PRAMAC GMBH

Salierstr. 48
70736 Fellbach, Stuttgart
Tel.: +49 711 517 4290
Fax: +49 711 517 42999
info.de@pramac.com

Spain

PRAMAC IBERICA SAU

Parque Empresarial Polaris
C/Mario Campinoti, 1
Autovía Murcia-San Javier Km 18
30591 Balsicas, Murcia
Tel.: +34 968 334 900
Fax: +34 968 579 321
info.es@pramac.com

United Kingdom

PRAMAC UK LTD

Crown Business Park, Dukestown
Tredegar, NP22 4EF
Tel.: +44 1495 713 300
Fax: +44 1495 718 766
info.uk@pramac.com

France

PRAMAC FRANCE SAS

Place Léonard de Vinci
42190 - St. Nizier sous Charlieu
Tel.: +33 (0) 477 692 020
Fax: +33 (0) 477 601 778
info.fr@pramac.com

Poland

PRAMAC SP. Z O.O

ul. Krakowska 141-155
budynek F
50-428 Wrocław
Tel.: +48 71 7822690
Fax: +48 71 7981006
info.pl@pramac.com

Romania

PRAMAC GENERATORS SRL

Sos Bucuresti
Targoviste Nr 12A, Corp A, Etaj 3
077135 Mogosoia, Ilfov
Tel.: +40 31 417 07 65
Fax: +40 31 417 07 55
info.ro@pramac.com

Russian Federation PRAMAC RUS LTD

Neverovskogo street 9,
office 316
Moscow
Tel.: +7 985 651 68 66
Fax: +7 985 651 68 66
info.ru@pramac.com

SOUTH AMERICA AND CARIBBEAN

Dominican Republic

PRAMAC CARIBE SRL

Avda. 27 de Febrero, Esq.
Caonabo,
664 Los Restauradores
10137 Santo Domingo
Tel.: +1 809 531 0067
Fax: +1 809 531 0273
info.do@pramac.com

Brazil

PRAMAC BRASIL EQUIPAMENTOS LTDA

Rua Dr Hugo Fortes, 940/960
Bairro Lagoinha - CEP 14095-260
Ribeirão Preto, São Paulo
Tel.: +55 16 3629 5438
info.br@pramac.com

ASIA

United Arab Emirates PR MIDDLE EAST FZE

1206 JAFZA View 18, P.O. Box
262478
Jebel Ali Free Zone - South 1,
Dubai
Tel.: +971 4 8865275
Fax: +971 4 8865276
info.ae@pramac.com

Singapore

PRAMAC ASIA PTE LTD

10 Bukit Batok Crescent
#11-08 The Spire
Singapore 658079
Tel.: +65 6558 7888
Fax: +65 6558 7878
info.sg@pramac.com

China

PRAMAC FU LEE FOSHAN POWER EQUIPMENT CO LTD

No.25 Xinhui Road, Wusha,
Daliang, Shunde, Foshan
Guangdong 528333, P.R. China
Tel.: +86 0757 22804888
Fax: +86 757 2280 4828
info.cn@pramac.com

AFRICA


Morocco

PR AFRIQUE

107 Route Côtière 111
Mohammedia - Grand
Casablanca
Tel.: +212 (0) 5 23 31 35 03
info.ma@pramac.com

Further information @

www.pramac.com



ENERGY GENERATION



PR INDUSTRIAL SRL

Località Il Piano, 53031 Casole d'Elsa (SI) Italy / Tel. +39 0577 9651, Fax: +39 0577 949076 / info@pramac.com / www.pramac.com
Worldwide Service & Parts Online Center: www.pramacparts.com