

# QUILT TALK

*Official Publication of the Chula Vista Quilters Guild*

Volume 42, Issue 4

NOVEMBER 2024

[www.chulavistaquiltersguild.com](http://www.chulavistaquiltersguild.com)

## **Officers 2024-2025**

### **President**

Janelle Hickey

### **1st VP: Programs**

Jan Mellinger

Lindy Wilhelm

### **2nd VP: Newsletter**

Sylvia Jacintho

[chulavistaquiltersguild@gmail.com](mailto:chulavistaquiltersguild@gmail.com)

### **Secretary**

Susan Bellis

### **Treasurer**

Sharon Kirkwood

### **President Emeritus**

Cheryle McCullough

### **SCCQG Representative**

Donna Mallen

## **PRESIDENT'S MESSAGE**

Hello Guild Members,

Happy November, All.

This month the cutting fairies have been busy cutting fabrics for cuddle quilt kits. Precut kits will be available at the meeting. My hope is that, if you are able, you take a kit and make a quilt for us to donate to those in need during this holiday season.



A Board meeting will be held at my house on Saturday, November 9, if anyone is interested in attending. We will be firming up the bylaws and choosing volunteers for open positions from people who are not attending. Just kidding on that one, but I got your attention on that one. We do have some positions we need to be thinking about filling in June.

Also, remember to go through your scraps you don't know what to do with and make a placemat for our challenge. It's a win for everyone.

See you all on Wednesday and don't forget to wear your name tags.

~Janelle

## **Inside this issue:**

Updates/Reminders .....	2-4
New Member .....	5
Traveling Quilter.....	7
2025 Quilt Show .....	9-14
Upcoming Events.....	15
Marketplace .....	16
Contact Details .....	17

**NEXT GUILD MEETING**  
Wednesday, November 13, 2024  
Social begins at 6:00 pm  
Meeting begins at 6:30 pm

# GUILD REMINDERS/UPDATES



## CHAIRPERSONS

### BLOCK OF THE MONTH

*Karen Collin*

### CHALLENGES

*Laurel Maloney*

### CUDDLE QUILT

*Pat Doege*

### DOOR PRIZES

*Burma Dunn*

### 50-50

*Joette Fredricksen*

### FAT QUARTER RAFFLE

*Janice Lambert*

### HISTORIAN

*TBA*

### NEW MEMBER HOSTESS

*Jeri Nolfi-Brown*

### MEMBERSHIP

*Janice Lambert*

### OPPORTUNITY QUILT 2025

*Robyn Phelps*

### QUILT SHOW 2024

*Laurel Maloney*

*Kathy Cadwell*

### REFRESHMENTS

*Melody Cernitz*

### RETREAT

*Melody Cernitz*

### SOCIAL MEDIA

*Gloria Sawyers*

### TICKET SALES

*Susan Allers*

## Wednesday Quilt Classes

Bayview Orthodox Presbyterian Church

505 East Naples St,


Chula Vista, 91911

Every Wednesday starting

9:00 am -12 noon

Classes offer a variety of quilting methods led by multiple instructors. Enrollment is open, come when you can, by donation only.

Contact: **Shirley McGuire** [smcguire6@cox.net](mailto:smcguire6@cox.net)



## REFRESHMENTS

Jaque Blix  
Becky Edwards  
Shirley Fenner  
Joette Fredrickson  
Lynda Reynolds



## Newsletter Submissions

Please submit all newsletter articles to:

[chulavistaquiltersguild@gmail.com](mailto:chulavistaquiltersguild@gmail.com)

Deadline is the 25th of the current month for publication the following month.

Thank you.

# GUILD NEWS

## December Boutique

SEW-IN

This is to remind everyone that we will have our annual December Boutique at the CVQG December Potluck. Hope we will have a lot of items for our December Boutique.

Be sure and double tag your items with your CVQG Boutique ID number and price of the item.

Message me if you can't remember your number or are new to the guild and wish to participate.

On the day of the potluck, bring your items between 5:30-6:00 to set up.

If you have any questions, call me.  
Karyn Slade at (619)425-5639

Sample Tag

#Tax ID
\$00.00 (price of item)
-----
#Tax ID
\$00.00 (price of item)

## WEDNESDAY QUILT CLASSES

Bayview Orthodox Presbyterian Church  
505 East Naples St,  
Chula Vista, 91911

Every Wednesday starting  
9 -12 noon

Open enrollment: DONATION WELCOME  
Come share what you're working on and learn  
new patterns and techniques!

Contact: **Shirley McGuire**

To All,

I have been supporting this charity for many years. It is another way to recycle and to help our children. I am more than willing to take your cards and separate them for you. The "trademark" cards are used to make scratch pads for homeless and for the orphanages in Mexico.  
Shawnie ☺ ☺



### St. Jude's Ranch for Children Recycled Card Program

Yes! We are still accepting the fronts of your recycled cards (except for Hallmark, American Greetings and Disney which we are unable to accept due to copyright laws) as we continue to revamp our recycled card program in our effort to provide teens with life and work skills.

Please SEND to: St. Jude's Ranch for Children, 100 St. Jude's St., Boulder City, NV 89005.  
**Stjudesranch.org**

We also accept new cards (any occasion) with or without the envelopes. Please do not send cards promoting other charitable organizations. We do not have any cards available to purchase at this time. If you have any questions, please call 702-294-7100.

You can also SUPPORT our programs which help children and youth break the cycle of abuse, abandonment and neglect. Thank you!



### A Note from Newsletter Editor

I wanted to let everyone know that I would love to hear any tidbits, stories, quotes, quips, etc. that you would be willing to share. Sometimes I just don't have enough content for the newsletter.

This is your newsletter and I would love to hear your ideas. Please submit them to the guild's email address.

Thank you.

# GUILD NEWS

---

## Block of the Month for November

I appreciate your understanding for my absence last month. I will be at the meeting in November and will have the next set of BOM patterns. I will also have the October set for those who did not pick them up. Reminder.... There is a nominal fee to cover copying this year... \$1 per month or \$5 up front for the all 6 sets. I will be collecting fees starting in November. Here are my red and neutral version of the November blocks. I will have the other version samples with me at the meeting. ~ Karen C.



# HELP

### **Can you cut metal pipe and drill a hole in it? We need some fabrication help!**

We need someone to fabricate fifteen more telescoping steel crossbars for the quilt racks at our show. With a smaller diameter pipe inside a larger one, they should telescope from 4 ft to 8 feet and need a hole drilled into the outer pipe at each end so we can attach the tangs that we use to connect multiple quilt racks together. We can provide one of our current telescoping poles as a go by. Costs can be reimbursed by the guild, just provide the receipt. If you can help, please e-mail Melody Cernitz ([electric@pacbell.net](mailto:electric@pacbell.net)).



# GUILD NEWS

---

## CVQG New Member Report

We are so happy to welcome a new member, Kaylee Latson, who joined the Chula Vista Quilters Guild at October meeting. She is the daughter of Christy Latson and the granddaughter of Carolyn Dexter.

She treasures all of the quilts that her grandmother has made and gifted to herself and other family members. She has seen her mother enjoying learning quilting and hand sewing skills since she joined the guild and she is excited to learn and create some things herself.

She has an interesting job working for Goodwill and appreciates all that it does to help people. She is delightful and will be a great asset to our guild.

Please join me in welcoming Kaylee.



# GUILD NEWS

---

## Proposal for Member Showcase

Many of our members are wonderfully talented. We show them off at our annual Quilt Show and at monthly sharing. We can share their work more fully by showcasing one member at each potluck or perhaps at each meeting.

### Purpose

1. Share one member's work in depth
2. Build enthusiasm
3. Inspire others
4. Teach exhibit design
5. Teach show hanging procedures

### Requirements for participating

1. Must be a current member
2. Have 5 - 10 quilts/pieces to share
3. Help design the exhibit
4. Help hang and tear down the exhibit
5. Write an artistic statement (1-2 paragraphs about the work) to be published in the newsletter prior to the showcase.

The showcased member may speak during the meeting if they choose and time permitting.

This is not intended as a sale (any negotiating or transactions should not be carried out at or during meeting.)

I volunteer to go first at June potluck as a trial run (with my series of 7 silk quilts) and if all goes well, would be happy to chair the project for a year.





# GUILD NEWS

## The Traveling Quilter by Kathy Cadwell

I was lucky enough to be in Iowa when the Des Moines Area Quilters Guild had their annual show. With over six hundred entries, it was very impressive – of course, they also have more than 400 members! Among the usual classes, they also had “Renew, Reuse, Recycle,” “Layered” and “Slow Stitch” categories. I’d never heard of the last one, but it was defined as, “...the creative practice of stitching by hand in a meditative and relaxed way...Examples include crazy quilting, embroidery, sashiko...among others.” I noticed that Kaffe Fassett fabrics were very popular, maybe because he had done a presentation at the Iowa Quilt Museum in Winterset, IA, earlier in the year.

Here are some of the ones I liked the best. Notice the hanging method – they use clear skirt hangers on light colored backdrops. I think it worked well for the darker quilts but didn’t display the lighter quilts to the best advantage.



Layered Class, multiple free standing lace layers



Hand Quilting Category, 1<sup>st</sup> Place



Close up, 1<sup>st</sup> Place in Hand Quilting



Best in Show, photo doesn't do it justice!!



I liked this 3-D modern quilt with an extensive amount of bead embellishments!



# GUILD NEWS



*Loved all the different animals!*

*Best Quilting, Home Machine*



# 2024 CVQG QUILT SHOW

---



## 2025 Quilt Show Information

**May 2 and 3, 2025**

There was a wealth of valuable information in last month's newsletter so let's repeat some of the important points:

**We'd like to see an entry from EVERY member of the guild in the show next May.** Displaying items from simple to complex, using a variety of techniques, is how we encourage new members to want to join us. **The deadline for entries will be mid-April 2025, a week earlier than usual, so please start working on your entries now.** The show categories were listed in the October Newsletter, and we may have a new one! See the "Handquilting Class" article elsewhere in the Newsletter.

On 22 October, a group of us met to review our show hanging equipment. Each quilt rack was assembled and marked for repair where needed, all the silver hanging poles were repaired and irreparably broken items were discarded. An inventory of racks, S-hooks, hanging dowels and backdrops was also completed. Laurel and I would like to thank **Shawnee Meeks, Brenda Moore, Billie Crino, Lindy Wilhelm, Janell and Mike Hickey, Melody Cernitz, and Lynda Reynolds** for contributing their time and expertise to accomplish this major task. In addition, Melody and Laurel took home some quilt rack bags to repair, Lindy is looking into some replacement part for our JTL racks, Kathy bought replacement screws for the gold tangs on the end of the silver poles and Melody is in the process of researching and ordering some replacement racks.

That's all for now. Please start working on your entries so we'll have another great show!

-Laurel Maloney and Kathy Cadwell, 2025 Quilt show Co-chairs

# 2024 CVQG QUILT SHOW

---

Guild Sales Booths at our Show:

## Sew and Craft Booth and Boutique Information

In addition to displaying our creations at the show, we have two sales booths where you can either donate items for us to sell and keep the money for the guild OR you can place them in the booth to sell for your own profit. Here's how they work:

- Our Boutique is for handcrafted items. Generally, items priced at \$25 or below sell best. We've had remarkable success in the past with small gift items, placemats, potholders, zipper bags, embroidered towels, etc. Tote bags, pin cushions and purses have also done well but what sells in any given year varies greatly.
- Our Sew and Craft Booth is for gently used crafting items and fabric, yarn, scissors, buttons, etc. **Fat quarters and yardage (make sure to mark the size on your fabric) do particularly well. Be sure to secure your fabric with tape or string so it doesn't unfold during the sale.**

If you want to sell items, contact **Karyn Slade** ([krsquilts@yahoo.com](mailto:krsquilts@yahoo.com)) for a "Boutique Number" that you will use for BOTH the Boutique and Sew and Craft Booth to identify yourself as the seller. You mark your boutique number and your priced on each item (please use tags, NOT a piece of tape). If your item sells, the guild keeps 15% and you get a check in about 2 weeks for the remaining 85%. If you are donating an item to the guild, mark the item with #100 (the guild's Boutique number) and your price. 100% of the sales price for those items goes to the guild. At the end of the show, you must pick up your unsold items. Otherwise, they are donated to charities.

Any questions? E-mail **Gloria Sawyers** ([gloria.sawyers@gmail.com](mailto:gloria.sawyers@gmail.com)) for Sew and Craft and **Karyn Slade** ([krsquilts@yahoo.com](mailto:krsquilts@yahoo.com)) for Boutique queries.

-Laurel Maloney and Kathy Cadwell, 2025 Quilt Show Co-chairs

## Who's Interested in a Hand Quilting Category at the 2025 Show?

As Melody mentioned at the October meeting, she is exploring the possibility of adding a Handquilting category to the 2025 Quilt Show. However, she wants to know how many people would be likely to have an entry for this category. **IF YOU ARE INTERESTED, PLEASE E-MAIL MELODY CERNITZ ([electric@pacbell.net](mailto:electric@pacbell.net)) before our next Guild Meeting, 13 Nov 2024.**

# 2024 CVQG QUILT SHOW

---



## Anatomy of the CVQG Quilt Show

Did you ever wonder how the quilt show comes together? Every guild member needs to know the activities that go on behind our annual show. Maybe you thought we started planning it five or-6 months ahead of time? **WRONG!!!** Here is how the CVQG annual show is planned:

1. We start the process TWO years ahead of time when we seek out a Chair for organizing the Opportunity Quilt for the show that is TWO years away! For example, the 2025 quilt, curated by Robyn Phelps, is complete and being quilted by Laurel Maloney, we're working on the choice for the 2026 quilt, and after the May show, we'll be looking for the 2027 Opportunity Quilt chair.
2. Approximately 12 months ahead of the next show (or immediately after one show is completed), we arrange the next venue for dates in early May. We need to reserve Wed afternoon through Saturday evening to stage, set up, display and take down the show. Brenda Moore starts planning for us to have a Hoffman Challenge Trunk Show from this international competition to display at our show as soon as a date is selected. The Show Chairs start soliciting volunteers to fill the key sub chair roles, e.g., Publicity, Boutique, Vendor, Registrar, Quilt Take-in, Show Design, etc. Did you know we have sixteen critical sub chairs?
3. Around September, our Vendor Coordinator, Debbie Elliott, starts contact previous vendors and seeking new ones for our vendor Mall.
4. Starting in January, we begin to pick up speed. We coordinate with the church to make ensure the spaces are still scheduled. We apply and pay for proof of insurance (through the Southern California Council of Quilters Guilds) if required by our church rental contract; the insurance company mails this directly to them. We finalize the Hoffman Challenge arrangements, and the Vendor Chair starts contacting old and new vendors to be at our show. The Door Prize Chairmen, Lynda Reynolds and Janice Stevenson, start working on or soliciting door prizes. Our Opportunity Quilt ticket chairs, Susan Allers and Ann McGregor, arrange envelopes with



# 2024 CVQG QUILT SHOW

---

pictures of the quilt and raffle tickets to distribute to our members. Susan Bellis works to obtain our participation ribbons, which are given out for each entry. Burma Dunn, who has chaired our Basket Raffle for many years, recently with an assist from Sharon Kirkwood, solicits baskets or donations from members to complete this display.



5. Four months before the show, we start really working on Publicity issues. This year, Jacque Blix and Joette Fredericksen are our Publicity Chairs. Bookmarks ,flyers and single page posters must be updated and printed. The entry form is also updated for publication in the March Newsletter, along with an article telling the guild what's happening with the show.
6. At the three-month mark, we begin heavy duty publicity by publishing the show dates in QuilterzNooz (e-mail newsletter for quilters), distributing flyers, bookmarks and posters during the annual SD Quiltin' Cruisers Shop Hop and encouraging members to publicize the show on social media. Another article goes into the CVQG Newsletter, including poster(s) for members to print out and the show entry form. Show participation labels are ordered.
7. At two months we enter the critical time. Publicity continues as the main focus. Two notices go out , one at the beginning of the month and one toward the end, to QuilterzNooz, Facebook, Nextdoor.org, etc. Our banners advertising the show go up in front of the church. Signup sheets are printed out and passed around at the April and May meetings. Volunteers are CRITICAL to the success of this show! Another newsletter article, entry forms and poster(s) are printed.



8. Finally, April arrives, and we begin the race for the finish line! The registrar, Shawnie Meeks, is busy coordinating all the entry forms, putting them into tables on a database (one for each show category) to give to the Show Designer and Quilt Take-in Chair. The Registrar prepares the quilt description show cards for the Take-in (usually around 150). The Programs Chair (unless the Registrar takes this duty, which Shawnie has graciously done the past 2 years) re-designs the program based on the number of entries in each category, then prints both the program and the ballots. The Vendor Coordinator finalizes her list and gives it to the Program Chair for inclusion in the program. We start advertising weekly in QuilterzNooz, Facebook, Nextdoor.org, and any other place we can think of.
9. The show designer, Melody Cernitz, using the principles listed below, begins the painstaking task of ensuring that each entry is displayed to its best potential and near others of the same category. This involves meticulously diagraming the placement of EACH entry AND each display medium, such as a quilt rack, dowels, table, hangers, etc. Here are the three rules that Melody

# 2024 CVQG QUILT SHOW

---

follows:

- i. Rule #1—Even though space and supplies (racks, pipes, hooks, etc.) are limited, Exhibit each piece to its best possible aesthetic advantage.
- ii. Rule #2—Keep each category together and separate from other categories. This decreases the guests' confusion about categories when selecting their favorites.
- iii. Rule #3—When hanging against black/grey felt, put the top of the quilts at a uniform distance from the top of the felt...it looks better this way. And leave at least one inch and preferably, three inches around/between each quilt....so each quilt has a "frame" of felt.



10. The heavy lifting begins on show week.

- a. Our lovely Bayview Liaison, Nancy Teahan, comes early and opens all the church spaces so that we can start the show set-up. Quilt Drop off (ably managed by Joy Miller, Jeri Nolfi-Brown and Billie Crino) commences on Wednesday, with each entry having to be individually marked and placed into staging tables based on where it will hang at the show.
- b. A working party (usually largely comprised of the Wed AM Quilting Class) headed by Pat Doege picks up more than twenty-five quilt racks, multiple heavy crosspieces, two sets of shelves, two heavy easels, one suitcase, multiple large trash bags full of black and grey felts and multiple boxes and delivers them to the show site. Another working party removes all the chairs out of the Main Sanctuary and starts prepositioning tables for take-in and set-up.
- c. The morning before the show, the Hoffman Coordinator, Sew and Craft booth (Gloria Sawyers and Lindy Wilhelm) and Boutique team (headed by Karyn Slade) begin their setups as the main exhibits are hung according to the Show Designer's layout. Since we've been at Bayview, we've been able to start setting up the Guild Booths two days before. Racks and tables must be allotted to the various areas and folding chairs moved about the exhibit halls as needed for both our vendors and guests. More guild members arrive later in the morning to set up the Opportunity Quilt ticket Sales and Basket Raffle (Burma Dunn) areas.
- d. The Treasurer (Sharon Kirkwood) must ensure enough change is available at our Admission Desk and Guild sales areas. Who knew people brought \$100 bills to a quilt show?!! ( Yes, they really do!) She also takes in each day's receipts for processing and deposits them in our bank.
- e. In total, Quilt Show Set up takes about 20-30 people from 0800 until 2 to 3pm to

# 2024 CVQG QUILT SHOW

---

accomplish! Many of our members' spouses also contribute their labor – we couldn't do it without them!



11. The two days of the show are terribly busy. In addition to taking care of our sales areas, vendors, exhibits and volunteer personnel, multiple questions and issues come up throughout the day. Various guild members staff the show from about 0830 until 4:30 on Friday, and from 0830 to after 5 pm on Saturday when all the quilts must be taken down, sorted and placed for pickup. All of show equipment from storage must be returned. The Boutique and Sew and Craft Booths must be dismantled, and unsold items returned to the member or packed up if unclaimed. These are either discarded, donated, stored at the chair's home or returned to storage to await the next year. All church furniture must be returned to where it was before the show, a major job! All areas must be vacuumed so they are ready for Sunday services. Last year, many of the Bayview congregation members did most of this work for which we were PROFOUNDLY grateful, assisted by some Boy Scouts and leader volunteered by Janice Lambert.
12. So, now we're done, right? **WRONG!!** Ballots must be counted, prize ribbons purchased, award money obtained, money and sales per guild member at the booths tallied up and checks prepared and sent out. Attendance is calculated and compared to previous years, storage area inventory is corrected, a financial report is prepared by the Treasurer, lessons learned are written down for next year and a Show Report written by the Chairs for the Newsletter.
13. And then we start the process all over again! Starting with the notebook Sherry Smiley set up in 2016, subsequent show chairs have expanded it into an extensive timeline and generated computerized go-bys for every major area of the show. This was particularly useful in 2022 since we were coming off a 2-year hiatus due to COVID. Thank you so much to the many subcommittee chairs and member volunteers who work so hard to make our shows a success!  
Laurel Maloney and Kathy Cadwell, 2025 Show Co-chairs



# UPCOMING EVENTS

---

<b>November 21-23, 2024</b>	<b>Bonita Country Crafters Fall Craft Faire</b> Thursday-Friday, 9 a.m. - 6 p.m. Saturday, 9 a.m. - 3 p.m. First Methodist Church of Chula Vista 1200 East H Street Chula Vista, CA 91910
<b>January 22-25, 2024</b>	<b>Road to California Quilt Show</b> Entrance Fee: TBA Wednesday-Friday, 9:30 a.m. - 5:30 p.m. Saturday, 9:30 a.m. - 4:30 p.m. Ontario Convention Center 2000 E Convention Center Way Ontario, CA 91764
<b>February 20-23, 2024</b>	<b>QuiltCon Phoenix</b> Hours: TBA Entrance Fee: \$18 Phoenix Convention Center 100 North Third Street Phoenix, AZ 85004





# QUILT TALK

*Official Publication of the Chula Vista Quilters Guild*

Volume 42, Issue 4

NOVEMBER 2024

[www.chulavistaquiltersguild.com](http://www.chulavistaquiltersguild.com)

## **ADVERTISE IN OUR NEWSLETTER**


**AD WILL APPEAR FOR  
11 ISSUES**


**RATES PER YEAR:**

**BUSINESS CARD \$20**

**START ADVERTISING  
ANYTIME!**

Contact Sylvia Jacintho at  
[chulavistaquiltersguild@gmail.com](mailto:chulavistaquiltersguild@gmail.com)





# QUILT TALK

*Official Publication of the Chula Vista Quilters Guild*

Volume 42, Issue 4

NOVEMBER 2024

[www.chulavistaquiltersguild.com](http://www.chulavistaquiltersguild.com)

## Chula Vista Quilters Guild

P.O. Box 1668

Chula Vista, CA 91912

[www.chulavistaquiltersguild.com](http://www.chulavistaquiltersguild.com)

[www.instagram.com/chulavistaquilters/](https://www.instagram.com/chulavistaquilters/)

[info@chulavistaquiltersguild.com](mailto:info@chulavistaquiltersguild.com)

### Facebook pages:

“Chula Vista Quilters Guild” for public

“Chula Vista Quilters Group” for members

The Guild meets the 2nd Wednesday  
of each month  
at:

**Community Congregational  
Church Meeting Room  
276 'F' St.  
Chula Vista, CA 91910**

(Enter at the back near the  
intersection of Church and Center  
Streets)

Social Starts at 6:00 pm  
Meeting begins at 6:30 pm  
Program begins at 7:00 pm

### REMEMBER TO BRING

- ♦ Name Tag
- ♦ **DUES**
- ♦ **Guest/New Member**
- ♦ \$ for Block of the Month
- ♦ \$ for 50/50 drawing
- ♦ Fat Quarter- **Red White & Blue**

This does not apply in June as we have our  
annual potluck!

### Fat Quarter Raffle

Jan=red	May=beachy	Sept=halloween
Feb=greens	June=red,white,blue	Oct=fall colors
Mar=flowers/showers	July=summer	Nov=Christmas
April=stars	Aug=no meeting	Dec=your choice

### UPCOMING BOARD MEETING

TBD

All Members are welcome