

# QUILT TALK

OFFICIAL PUBLICATION OF THE CHULA VISTA QUILTERS GUILD



VOLUME 42, ISSUE 11

JUNE 2025

## OFFICERS 2024-2025

### **PRESIDENT**

Janelle Hickey

### **1ST VP | PROGRAMS**

Jan Mellinger

Lindy Wilhelm

### **2ND VP | NEWSLETTER**

Sylvia Jacintho

ChulaVistaQuiltersGuild@gmail.com

### **SECRETARY**

Susan Bellis

### **TREASURER**

Sharon Kirkwood

### **PRESIDENT EMERITUS**

Cheryle McCullough

### **SCCQG REPRESENTATIVE**

Donna Mallen

## PRESIDENT'S MESSAGE

Is everyone ready for our potluck? It will be at the church in place of our regular guild meeting. Remember to bring your own plates and utensils. I am looking forward to seeing you all and the wonderful dishes you prepare. It is my favorite time of food and friendship.

I want to remind all of you of the People of Color quilt show coming up on June 21st. It will be at the church at 940 Hilltop from 10am to 4pm. They do amazing work and I encourage you all to go and be inspired by all the creativity of these quilters.

See you at the potluck!

*— Janelle*

## INSIDE THIS ISSUE

- GUILD NEWS & REMINDERS
- RETREAT NEWS
- QUILT SHOW UPDATES
- MAY'S SPEAKER RECAP
- CONTACT DETAILS



## UPCOMING EVENTS >>>>

### **NEXT MEETING**

WEDNESDAY, JUNE 11, 2025  
SOCIAL BEGINS AT 6:00 PM  
MEETING BEGINS AT 6:30 PM

### **BOARD MEETING**

TBD

### **JUNE POTLUCK**

WEDNESDAY, JUNE 11, 2025  
COMMUNITY CONGREGATIONAL  
CHURCH MEETING ROOM

## GUILD NEWS + REMINDERS

### CHAIRPERSONS 2024-2025

#### BLOCK OF THE MONTH

Karen Collin

#### CHALLENGES

Maureen Waterhouse

#### CUDDLE QUILT

Pat Doege

#### DOOR PRIZES

Burma Dunn

#### 50-50

Joette Fredricksen

#### FAT QUARTER RAFFLE

Janice Lambert

#### HISTORIAN

TBA

#### NEW MEMBER HOSTESS

Jeri Nolfi-Brown

#### MEMBERSHIP

Janice Lambert

#### OPPORTUNITY QUILT 2025

Robyn Phelps

#### QUILT SHOW 2025

Laurel Maloney

Kathy Cadwell

#### REFRESHMENTS

Melody Cernitz

#### RETREAT


Rebecca Davidson

#### SOCIAL MEDIA

Gloria Sawyers

#### TICKET SALES

Susan Allers



### WEDNESDAY QUILT CLASSES



#### EVERY WEDNESDAY | 9AM-12PM

Classes offer a variety of quilting methods led by multiple instructors. Enrollment is open, come when you can, by donation only.

Contact: Shirley McGuire [smcquire6@cox.net](mailto:smcquire6@cox.net)

Location: Bayview Orthodox Presbyterian Church  
505 East Naples St. Chula Vista 91911

### NEXT MEETING

#### SWAP TABLE

Bring any quilting, sewing, crafting items you no longer need or want and send them to a new Loving home. be sure to Browse the table for something that could be used in your next project!

Any questions—contact  
Carolyn Dexter at 619.349.2861

June is our summer potluck. Bring with you:

- A dish to share with serving utensil.
- Your plate & silverware.
- Water is available, or bring your own beverage.



**REMEMBER TO BRING:** Name Tag | Guests & New Members | \$ for Block of the Month | \$ for 50:50 Drawing | Fat Quarter for FQ Drawing (see chart below for color/pattern)

### MONTHLY FAT QUARTER RAFFLE

January - Red  
February - Greens  
March - Flowers/Showers


April - Showers  
May - Beachy  
June - Red, White + Blue

July - Summer  
August - No Meeting  
September - Halloween

October - Fall Colors  
November - Christmas  
December - Your Choice

### NEW MEMBER WELCOME

Our newest member, Susie Mercer, joined our guild at the May meeting. She has been a vendor at our annual quilt show as Suzi Q Creations. She has owned her crafting business for about ten years. She retired from a job as marketer for Costco in La Mesa. She loves cruising and has been on six cruises with one of the Mexican Riviera planned for January.



She has four children and a seven year old granddaughter who just completed her first quilt on her very own sewing machine. She considers herself an intermediate quilter and is interested in learning new skills.

We are happy to welcome Susie to our guild!

### WHO'S WHO IN OUR GUILD?

This new monthly feature will help our members get acquainted with one and another.

After reading the facts below, see if you can pin-point which member has:

1. Paternal grandparents were Italian immigrants.  
Maternal grandparents were Ohio farmers.
2. Born and grew up in Ohio until age 11, then moved to Chula Vista.
3. Lived in Mexico City and studied at the Universidad Nacional in 1962-63.
4. Backpacked for four months through southern Mexico, Central America to South America in 1974.
5. Helped to start a bilingual program (Spanish/English) in the Chula Vista Elementary Schools in the early 1970's.



## RETREAT NEWS

### CHULA VISTA QUILTERS GUILD 2025 RETREAT **MYSTERY QUILT** "It's New To Me"

LAP ROBE 45" X 63"

THIRTY FIVE BLOCKS - FINISHED BLOCK SIZE - 9"LAI D OUT 5 X 7

**\*\*BACKING OR BINDING NOT LISTED\*\***

#### FABRIC REQUIREMENTS

##### **TWO COLOR QUILT MODERN LOOK**

BASED ON 42" WIDE FABRIC

2 YARDS LIGHT | CUT 70 6" SQUARES

2 YARDS DARK | CUT 70 6" SQUARES

##### **SCRAP QUILT A FUN "USE IT UP" LOOK**

CUT 70 MIXED LIGHT 6" SQUARES

CUT 70 MIXED DARK 6" SQUARES

(OR 2 YARDS ALL ONE LIGHT, ONE DARK)

**\*YOU MIGHT WANT TO MAKE 2-3 EXTRA BLOCKS IN CASE THERE IS A MISS-CUT IN A LATER CLUE.\***

OTHER QUILT SIZES:

QUEEN SIZE - 90" X 99" YOU WILL NEED 110 BLOCKS, LAID OUT 10 X 11

CUT 220 LIGHTS AND 220 DARKS.

KING SIZE - 108" X 108" YOU WILL NEED 144 BLOCKS, LAID OUT 12 X 12

CUT 288 LIGHTS AND 288 DARKS.

BORDERS CAN BE ADDED TO ADJUST FINISHED SIZE.

#### TOOL SUPPLY LIST

- Sewing Machine with 1/4" foot or guide. Don't forget the cord and foot pedal.
- Sharp blade in your rotary cutter, mat, (a rotating mat is handy if you have one)
  - 12" square up or bigger.
- Scissors, pins, thread. (You might want to load about 5 bobbins beforehand)
  - Iron & small ironing board or pad to avoid a waiting line at the big ones.
  - Sharp seam ripper.
- Five 1 qt. size baggies to sort body parts in, scratch paper or post-a-notes for labels
  - Numbering system for you blocks.
- Design wall, if you have one or knee pads to lay your quilt out on the floor if you are up to it.

**ANY QUESTIONS, CALL - BETTE RUNNELS 760-520-5171**

# QUILT SHOW UPDATES



## Quilt Show After Action Report & Recommendations for 2026

Everyone who entered or helped with the quilt show should give themselves a big pat on the back! It was a great success in every area except attendance on the second day and we certainly can't control for cold and miserable weather. We made over \$1,000 for the guild, exhibited our wonderful creativity for all the guests, kept all our vendors happy and gained at least 2 new members., hurray!

The Show Committee met for our after action meeting on May 10th and identified some issues and necessary changes for next year:

### Here are some problems from 2025 Show that need to be addressed:



1. Please read e-mails, newsletter entries and the entry form and follow the directions related to the show. Every time someone doesn't, it just creates more work for the people setting up the show..

#### 2. Sleeves

- i. Must be FOUR INCHES wide and be pinned or sewn on – no glue!
- ii. If your quilt is more than 90 inches wide, the sleeve must be split
- iii. Sleeve must extend completely from one side to the other. Partial sleeves cause the quilt to droop down on the sides
- iv. Instructions on how to make a sleeve will be posted in the Newsletter next spring



### 3. QUILT TAKE IN IS ON WEDNESDAY BEFORE THE SHOW. Quilts will NOT be accepted on



Thursday morning, unless you have made prior arrangements with the Quilt Take-in chairs, In the middle of hanging and moving furniture around, someone has to find the cards, find the roster, attach the description card and deliver it to appropriate area. Please read the guidelines and follow them.

4. DO NOT CALL THE REGISTRAR AFTER 8 PM. This is clearly listed on the entry form. Despite sending out many e-mails listing the number of entries for each member, Shawnie received numerous calls after 8 pm the week before the show, asking, "Did you get my entry?"

5. Do not take down your quilts after the show from the display areas! Take them after they are on the patio tables. Two entries were missing when we went to take down one of the display rooms, we thought they'd been stolen. The Show Committee does NOT need that kind of excitement at the end of a show!

(continued)

# QUILT SHOW UPDATES



The Show Committee is also planning the following changes for next year:

## 1. Quilt Show Categories and Prizes:

- i. We recommended that only one prize per category go to a guild member. For example, if a member places 2<sup>nd</sup> and 3<sup>rd</sup> in a single category, they will receive the 2<sup>nd</sup> place ribbon and cash award plus an honorable mention ribbon for their other entry. The 4<sup>th</sup> place winner will move up to the 3<sup>rd</sup> place ribbon and cash award.. This was put to the membership for a vote at the May meeting and approved.
- ii. Since we have consolidated the categories over the years due to space limitations, the number of entries in each category has increased. To reward more of our members, in addition to 1<sup>st</sup>, 2<sup>nd</sup> and 3<sup>rd</sup> place winners with their cash prizes, we will also award ribbons to the 4<sup>th</sup> and 5<sup>th</sup> places in each category (no cash award.)
- iii. Since the numbers in the Youth Category continue to decline, this will no longer be a separate category. Youth entries will be folded into the regular classes but all youth entrants will continue to receive a participation ribbon.
- iv. After some debate about having either a different or separate Special Exhibit, it was decided to keep the Hoffman as our special exhibit.
- v. We will be changing the name of “Soft Creations” to “Unique Creations” to better describe what’s in this category for our guests. No change in the category parameters.

## 2. Registrar Issues/Entry Form Changes:

- i. If entering “Unique Creations” category, you will be asked what your item is (pillow, book cover, hat, etc.)
- ii. If a youth is entering (regular categories now), be sure to include the age of the maker.
- iii. We will be reducing the size of the description cards as there were comments that they covered too much of the entry. As a result, **DESCRIPTIONS will be limited to 45 words or less**. The Registrar reserves the right to edit the descriptions if necessary.

## 3. Quilt Take in

- i. Hours for quilt take in will be reduced to **10 am to 2 pm** on the Wed before the show
- ii. **Unless there are extenuating circumstances (like the error we had on the entry form, correct day, wrong date, or an emergency), we will NOT ACCEPT QUILTS ON THURSDAY MORNING.** Every member has the opportunity to call the quilt take in chairs to make other arrangements if they can’t make the regular time/date. Trying to fit quilts in on Thursday morning causes extra work and delays our set up.

## 4. Display Issues



- i. When smaller quilts are hung behind larger quilts, the backing on the larger quilt frames them and distracts from the appearance of the smaller quilt (see picture on the left—credit to Susan Allers). We will put lightweight fabric between the quilts with disparate sizes. **Needed: Volunteer(s)** to work with Melody to obtain this fabric and hem as necessary. Estimated cost included in 2026 budget submission
- ii. To open up space near the exit from Sew and Craft, we will block off the two small bathrooms and move the Opportunity Basket tables down and away from that entrance and seat the ticket seller at far end.
- iii. To make finding the show easier, we will post a sign for the Quilt Show on Telegraph Canyon Rd, Janelle Hickey volunteered for this job.

(continued)

# QUILT SHOW UPDATES



## 5 . Budget Issues

- i. We printed 350 programs in 2025 but, with recycling baskets at exit, had many left over. Will print 175 in 2026.
- ii. We will continue the First Time entry contest, winner will be awarded \$25 vice a prize basket.
- iii. We will budget for \$100 for Opportunity Baskets to allow for the purchase of some fillers to complete baskets, like notions, etc.

**Please extend your appreciation to our Show Committee members. Without them, there wouldn't be a show!!**

Basket Raffle	Burma Dunn Sharon Kirkwood	Publicity	Jacque Blix Joette Frederickson
Boutique	Karen Slade	Quilt Take in	Joy Miller Jeri Nolfi-Brown Billie Crino
Facilities	Pat Doege CCC Nancy Teahan BOPC	Registrar	Shawnie Meeks
Admission Desk	Lynda Reynolds	Sew and Craft Booth	Gloria Sawyers Lindy Wilhelm
Door Prizes	Janice Lambert	Show Design	Melody Cernitz
Hoffman Curator	Brenda Moore	Vendor Coordinator	Debbie Elliott
Hoffman Installation	Janelle Hickey	Show Photographer	Nancy Higgins
Opp. Quilt 2025	Robyn Phelps		
Opp. Quilt Tickets	Susan Allers		
Participation Ribbons	Susan Bellis		

Thanks again for helping make the 2025 Show another CVQG success.

-Laurel Maloney and Kathy Cadwell, 2025 CVQG Annual Show Co-chairs



## QUILT SHOW UPDATES

### A Special Thanks to our Boy Scout Friends



Once again, Janice Lambert's great nephew, Troop Leader Todd Brooks, brought his Boy Scouts to help us take down the Quilt Show. As part of their community service efforts, they loaded all of our equipment and drove it over to our storage area, where they finished unloading and storing it. Most of the equipment is both heavy and unwieldy, but these guys make it look easy! Trent B., Jackson H., Riley S., and Jacob S., you were so helpful to us, we appreciate all of your efforts! Thanks, Todd, for once again having your troop help us out.





# QUILT SHOW UPDATES

## WINNER PHOTOS


### Large Quilts



1<sup>st</sup> Place - Applique Affair by Robyn Phelps



2<sup>nd</sup> Place - Sentimental Stitches by Robyn Phelps



3<sup>rd</sup> Place - Mosaicv Jewels by Better Runnels

### Medium Quilts



1<sup>st</sup> Place – Jasper by Robyn Phelps



2<sup>nd</sup> Place – Home is Where the Heart Is by Susan Bellis



3<sup>rd</sup> Place – Green Tea and Sweet Beans by Judith Colvin



# QUILT SHOW UPDATES

## Small Quilts



1<sup>st</sup> Place – Faith, Hope and Love  
by Shawnie and Louise Meeks



2<sup>nd</sup> Place - Martí's Rainbow Log Cabin  
by Donna Mallen



3<sup>rd</sup> Place – Stained Glass Hummer  
by Kathy Cadwell



Hon. Mention – Summers in Cedar Grove  
by Linda F.

## Challenge



1<sup>st</sup> Place – Emerald Beauty by Laurel Maloney



2<sup>nd</sup> Place – Yo under the Sea by Carolyn Dexter



3<sup>rd</sup> Place - African Princess Tote Bag by Christy Latson

## QUILT SHOW UPDATES

### WINNER PHOTOS

#### Soft Creations



1<sup>st</sup> Place – Leopard by Susan Bellis



2<sup>nd</sup> Place – Memories of Laura by Robyn Phelps



3<sup>rd</sup> Place – Joy's Christmas Ornaments by Joy Miller

**CONGRATS TO ALL OU WINNERS AND THANK YOU  
TO ALL THAT PARTICIPATED!**



## MAY'S GUEST SPEAKER WAS JEFF WARNER QUILTER

Jeff brought his unique Kaleidoscope Bargello style quilts. Jeff is based in Long beach and has a love for color. He began quilting in 1991 and now creates patterns based on his unique style as well as teaching workshops.




THE ANSWER TO WHO'S  
WHO IN OUR GUILD IS  
**JERI NOLFI BROWN.**

WHO WILL BE THE NEXT  
WHO'S WHO MEMBER?  
LOOK FOR IT IN OUR NEXT  
NEWSLETTER!!






## MAY'S GUEST RECAP




**YOU CAN FIND MORE OF JEFF'S WORK AT  
[JEFFWARNERQUILTER.NET](http://JEFFWARNERQUILTER.NET)**

## QUILT TALK




### CONNECT WITH US

 **The Guild Meets the 2nd Wednesday of each month at:**  
COMMUNITY CONGREGATIONAL CHURCH MEETING ROOM  
276 F STREET, CHULA VISTA, CA 91910  
Enter at the back, near the intersection of Church and Center Streets. Social begins at 6pm. Meeting begins at 6:30pm, program follows.

 [www.ChulaVistaQuiltersGuild.com](http://www.ChulaVistaQuiltersGuild.com)

 [www.facebook.com/chulavistaquiltersguild](https://www.facebook.com/chulavistaquiltersguild)

 [www.instagram.com/chulavistaquiltersguild](https://www.instagram.com/chulavistaquiltersguild)

 **Chula Vista Quilters Guild**  
P.O. Box 1668  
Chula Vista, CA 91912




### MARK YOUR CALENDAR | UPCOMING QUILT SHOWS

#### WOMAN'S CLUB OF LAKESIDE 40TH ANNUAL QUILT SHOW AND BOUTIQUE

MARCH 20 AND 21, 2026 | 10 AM - 4 PM  
LAKESIDE VFW  
12650 LINDO LANE, LAKESIDE, CA 92040

### NEWSLETTER SUBMISSIONS

Please submit all newsletter articles to:  
[ChulaVistaQuiltersGuild@gmail.com](mailto:ChulaVistaQuiltersGuild@gmail.com)  
Deadline is the 25th of the current month for publication the following month. Thank you!



Ps: Amber is supporting Sylvia this month—you may have noticed the different format. Kindly let Amber know if you have any suggestions for improvement. Comments can be sent to [chulavistaquiltersguild@gmail.com](mailto:chulavistaquiltersguild@gmail.com)

### ADVERTISE IN OUR NEWSLETTER

AD WILL APPEAR FOR 11 ISSUES | RATES PER YEAR: BUSINESS CARD \$20 START ADVERTISING ANYTIME!  
Contact the Newsletter Editor at [chulavistaquiltersguild@gmail.com](mailto:chulavistaquiltersguild@gmail.com)