



On the
Water
Designs

Pole Docks
Designer Series



*Dock Designs As Unique
As Your Waterfront*



www.OnTheWaterDesigns.com

Pole Docks

Designer Series

Our Designer Series Pole Docks, the cornerstone of On the Water Designs, are hand crafted by experienced welders using the highest quality Canadian materials at our factory in Muskoka. Each section utilizes marine-grade aluminum framing and stainless steel fasteners to ensure a completely rust free design. Pole docks are ideal for shallow water and clients looking for security and stability in a dock.

Do you have a growing family? Our docks can be reconfigured and expanded to be as enjoyable in the future as it is in the first year.

Custom sizes and flexible design features allow for additional flexibility where needed. All frames* include decking support stringers every 16" allowing for almost any choice of decking both now and in the future. Our exclusive deck panel clips clamp decking securely to the frame giving peace of mind in rough conditions.

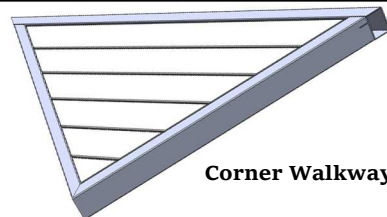
*4' wide frames span 24" unless sold with PVC"



All Pole Docks Include:

- ✓ Frame & Decking (If Purchased)
- ✓ Foot Pads & Pole Caps
- ✓ Connecting Fasteners
- ✓ 10 Year Welded Frame Warranty

Size		Dock				Ramp			
		No Decking	Micro Pro PT	Western Red Cedar	PVC Endeck / Thruflow	No Decking	Micro Pro PT	Western Red Cedar	PVC Endeck / Thruflow
W	L								
4'	10'	\$850 17-966	\$1,190 17-200	\$1,300 17-897	\$1,950 17-698	\$760 17-760	\$1,100 17-100	\$1,200 17-191	\$1,860 17-986
	15'	1,200 17-111	1,700 17-752	1,900 17-765	2,820 17-944	1,280 17-121	1,840 17-307	2,050 17-338	2,770 17-620
	20'	1,570 17-682	2,220 17-534	2,470 17-320	3,740 17-495	1,800 17-981	2,570 17-641	2,820 17-960	3,800 17-302
6'	10'	1,140 17-687	1,540 17-576	1,700 17-885	2,460 17-429	990 17-721	1,410 17-697	1,570 17-475	2,220 17-793
	15'	1,410 17-831	2,220 17-946	2,450 17-751	3,640 17-613	1,470 17-849	2,330 17-188	2,570 17-637	3,410 17-134
	20'	1,950 17-249	2,880 17-413	3,200 17-421	4,760 17-593	2,170 17-645	3,200 17-470	3,520 17-515	4,760 17-958
8'	10'	1,390 17-968	2,170 17-508	2,370 17-971	3,470 17-493	1,190 17-533	2,050 17-690	2,250 17-382	3,300 17-355
	15'	1,950 17-650	2,980 17-685	3,250 17-364	4,870 17-710	1,710 17-265	3,030 17-895	3,320 17-673	4,820 17-108
	20'	2,550 17-268	3,790 17-431	4,170 17-178	6,160 17-785	2,120 17-707	4,110 17-927	4,570 17-841	6,810 17-437
10'	10'	1,800 17-928	2,870 17-240	3,150 17-373	4,550 17-931	1,500 17-970	2,780 17-469	3,080 17-342	4,430 17-400
	15'	2,450 17-870	4,000 17-341	4,330 17-825	6,100 17-380	2,000 17-879	3,750 17-577	4,100 17-595	5,850 17-712
	20'	3,200 17-583	5,030 17-376	5,560 17-296	8,200 17-120	2,500 17-987	4,800 17-542	5,300 17-492	8,000 17-313
Corner Walkway	3'	450 17-665	510 17-128	560 17-292	720 17-397				
	4'	480 17-713	580 17-293	650 17-852	800 17-474				
	5'	520 17-131	660 17-605	730 17-666	920 17-811				



Corner Walkway

Delivery & Installation is available through a professional 3rd party installation crew.

Delivery is \$130/HR one way. Installation is generally 10% - 13% and may change based on specific requirements.

All prices subject to change without notice. All measurements are approximate.

Pole Docks

Designer Series

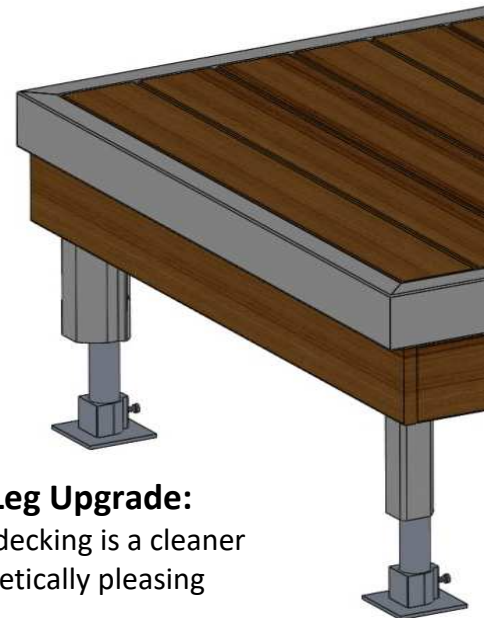
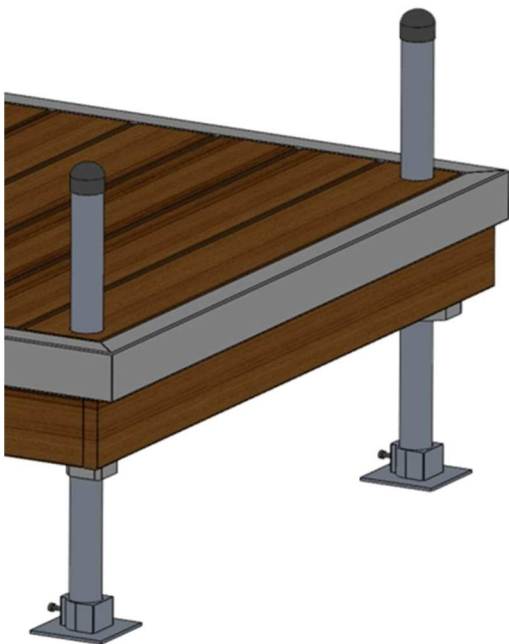


Pole Dock Options

Accessory Reinforcement	HD aluminum bracket welded below decking to reinforce cleats, mooring whips & flag poles	\$ 65.00			
		46-996			
HD Anchor Package For Pole Dock	Kit contains 175lb anchor, 2 cables, turnbuckles & fastening hardware	\$ 236.00			
		16-536			
Extra Leg Holder	Add leg holders where needed to complete your design. 2 are typically needed at the start of a system. Also used to create "L" shapes	\$ 62.00	\$ 82.50		
		Standard 46-343	Hidden 46-345		
Hidden Leg Upgrade	Dock Legs stay hidden below your decking for a clean appearance. Pole adjustment is limited to 8"	\$ 30.00	\$ 60.00		
		10' 16-616	15' & 20' 16-390		
Soft Bottom Solution	Sinking past your ankles? Use Large Feet Sinking to your shins? Use Patio Stones	\$ 28.00	\$ 12.50		
		Large Foot 46-390	Patio Stone 89-685		
Skirting (/ft)	Deck board running below dock frame adds an attractive natural finish and hides the gap between the dock and water	\$ 4.00	\$ 6.15	\$ 6.50	\$ 14.00
		Bracket Only 16-540	PT 16-541	Cedar 16-542	PVC 16-543
Anti-Sway Bar	Telescopic bar runs diagonally between two legs. Optional on 6' legs & recommended with 8' legs	\$ 78.00	\$ 88.00	\$ 98.00	\$ 108.00
		4' 46-284	6' 46-270	8' 46-852	10' 46-984
Aluminum Pole	1-1/2" Sched 40 marine grade aluminum pole. Anti-sway bars recommended where 8' poles are used	\$ 36.00	\$ 54.00	\$ 72.00	\$ 190.00
		4' 46-982	6' 46-928	8' 46-392	24' 46-579

Standard Leg Design

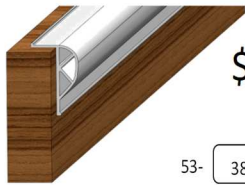
- ✓ Legs raised above decking can be used to tie up your boat
- ✓ Great for fluctuating water levels allowing you to raise & lower your dock the full height of the dock legs
- ✓ Can act as a support handle for people needing



Why Choose Hidden Leg Upgrade:

- ✓ Poles hidden below decking is a cleaner look and more aesthetically pleasing
- ✓ Hidden leg eliminates unwanted hazard of dock legs protruding through decking
- ✓ Dock legs remain hidden under decking allowing more useable surface area
- ✓ Choose when dock height will not need to be adjusted more than 8"

Pole Docks Designer Series



\$62.00

53- 383 384

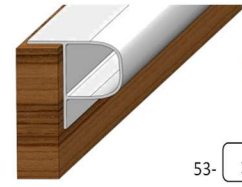
Heavy Slant P Bumper | 10'4" Length



\$98.00

53- 697

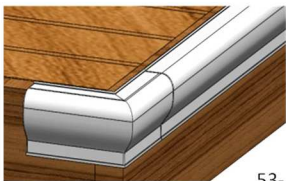
EZ-Glide Bumper & Track | 10'4" Length



\$92.00

53- 195 196

Single P Bumper | 8' Length



\$40.00

53- 382 946 947

Heavy Outside Corner



\$45.00

53- 593 919 969 970

Large Corner Bumper



Factory Install Bumper LB-948 \$12.50
 Factory Install Corner LB-127 \$12.45
 Bumper Screws (25pk) 68-720 \$5.25
 Bumper Screws (100pk) 68-719 \$21.00



51-552 51-551 51-215

\$25.00

Install LB-948 \$12.50

6" Flip Up Cleat

Hardware Only 68-723 \$6.75



Premium Mooring Whips

	Capacity	Size
8'	2,500 lbs	\$ 375 52-443
	5,000 lbs	\$ 540 52-403
12'	10,000 lbs	\$ 620 52-208

Wake Watcher	3,500 lbs	\$ 565 52-318
--------------	-----------	---------------

Install Whips	\$ 36 LB-460
---------------	--------------



Wake Watcher™



\$50.00

61-146

Premium Solar Light



\$52.00

61-426

Solar Dock Lite (2pk)



\$90.00


61-856

Solar Post Lite (2pk)



Water Entry Staircase

	Height	Grey
3 Step	24"-36"	\$ 650 50-867
4 Step	30"-42"	\$ 750 50-777
5 Step	36"-48"	\$ 850 50-845
6 Step	42"-54"	\$ 950 50-420
7 Step	48"-60"	\$ 1,050 50-223
8 Step	54"-66"	\$ 1,150 50-993
Measurements		
Inside Width		27.5"
Outside Width		31.5"
Railing Height		32"
Step Rise		7.5"



Straight Ladder

	Grey	Measurements
3 Step	\$ 355 54-361	ID 18"
		OD 20.5"
4 Step	\$ 375 54-397	Depth 5.5"
		Step Height 11"
5 Step	\$ 395 54-330	3 Step Lower Height 33"
		4 Step Lower Height 44"
Install Ladder	\$ 26 LB-681	5 Step Lower Height 55"



Angled Ladder

	Black	White	Grey	Measurements
3 Step	\$ 395 54-742	\$ 395 54-455	\$ 370 54-869	ID 18"
				OD 20.5"
4 Step	\$ 445 54-743	\$ 445 54-543	\$ 400 54-517	Step Height 11"
				3 Step Lower Height 33"
5 Step	\$ 475 54-744	\$ 475 54-350	\$ 440 54-708	4 Step Lower Height 44"
				5 Step Lower Height 55"
Install Ladder		LB-681	\$ 26	Angle 15°