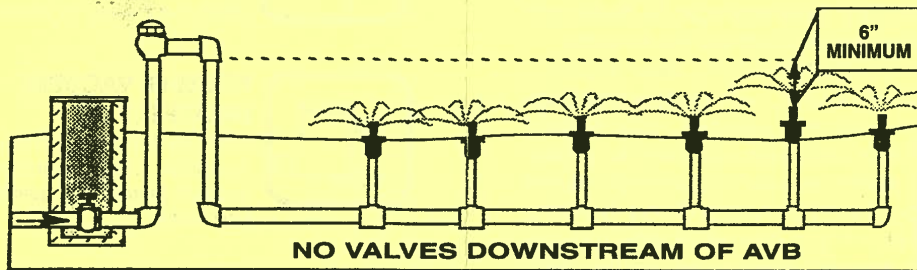



## AVB . . . *ATMOSPHERIC VACUUM BREAKER*



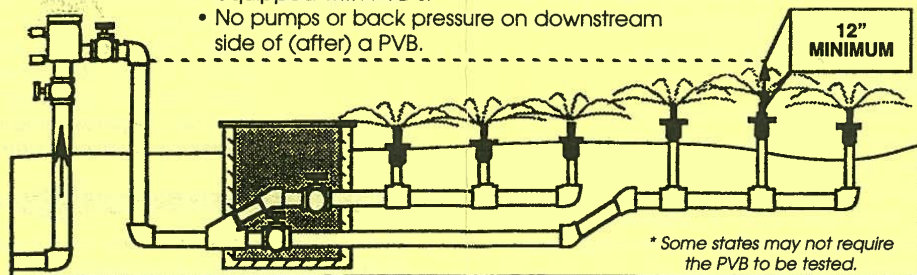
- One AVB required for each irrigation zone; no control valves (on/off valves) allowed downstream of (after) an AVB.
- Each AVB must be installed a minimum of six inches (6") above the highest point of water in the zone it serves.
- No chemical or fertilizer may be introduced into an irrigation system equipped with AVB's.
- No pumps or back pressure source on downstream side of (after) an AVB.



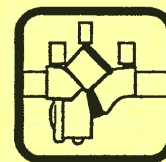
## PVB . . . *PRESSURE VACUUM BREAKER ASSEMBLY*



- Only one PVB required to serve the whole system; control valves can be located downstream of (after) the PVB.
- PVB's must be installed a minimum of one foot (12") above the highest point of water they serve.
- PVB's must be tested by a **State-certified Backflow Assembly Tester\***, at the time of installation, annually and when moved or repaired.
- No chemical or fertilizer may be introduced into an irrigation system equipped with PVB's.
- No pumps or back pressure on downstream side of (after) a PVB.



## RPBA . . . *REDUCED PRESSURE BACKFLOW ASSEMBLY*



- Only one RPBA required to serve the whole system; control valves can be located downstream of the RPBA.
- RPBA's must be installed a minimum of one foot (12") above ground level.
- RPBA's must be tested by a **State-certified Backflow Assembly Tester**, at the time of installation, annually and when moved or repaired.
- In an RPBA equipped system, fertilizer and other agricultural chemicals may be introduced downstream of (after) the RPBA.

