

WHICH UNIT IS RIGHT FOR MY YARD?

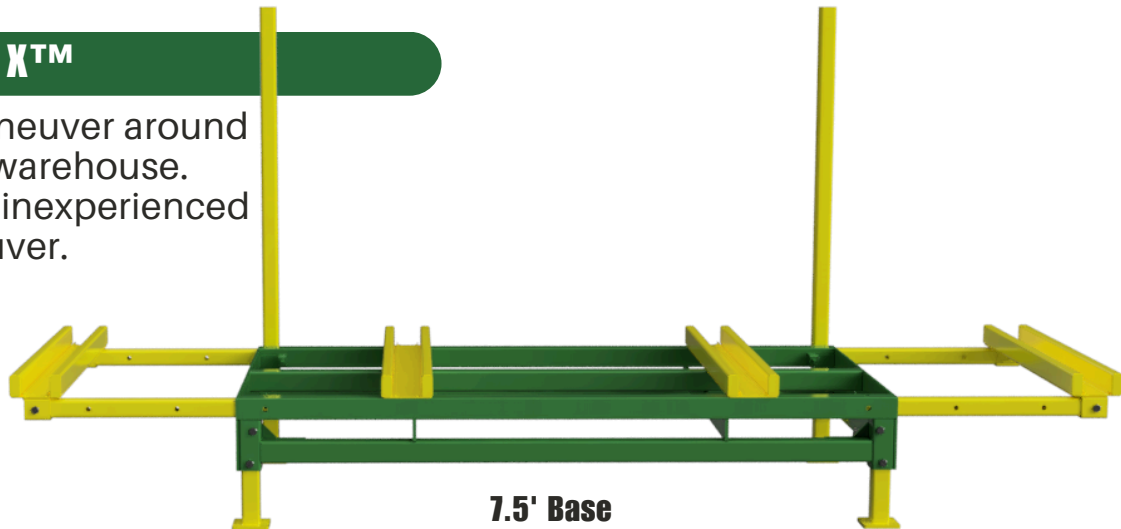
Will the versatility of the Pro X or the extra length of the Max X be right for you?

Both units:


- are all steel, and rated to hold 10,000 pounds,
- are equipped with 4 banding channels that can accommodate multiple dunnage sizes,
- are equipped with 2 - 48" uprights to assist in backsliding and stabilizing while load building
- stand at an ergonomically ideal height of 18" to reduce strain on the backs of load builders,

LUMBER BUDDY PRO X™


- The Pro X is easy to maneuver around a tight yard or inside a warehouse.
- The Pro X is simpler for inexperienced forklift drivers to maneuver.




7.5' Base
Wing Extensions expand to:
10', 12', or 14'



1½"



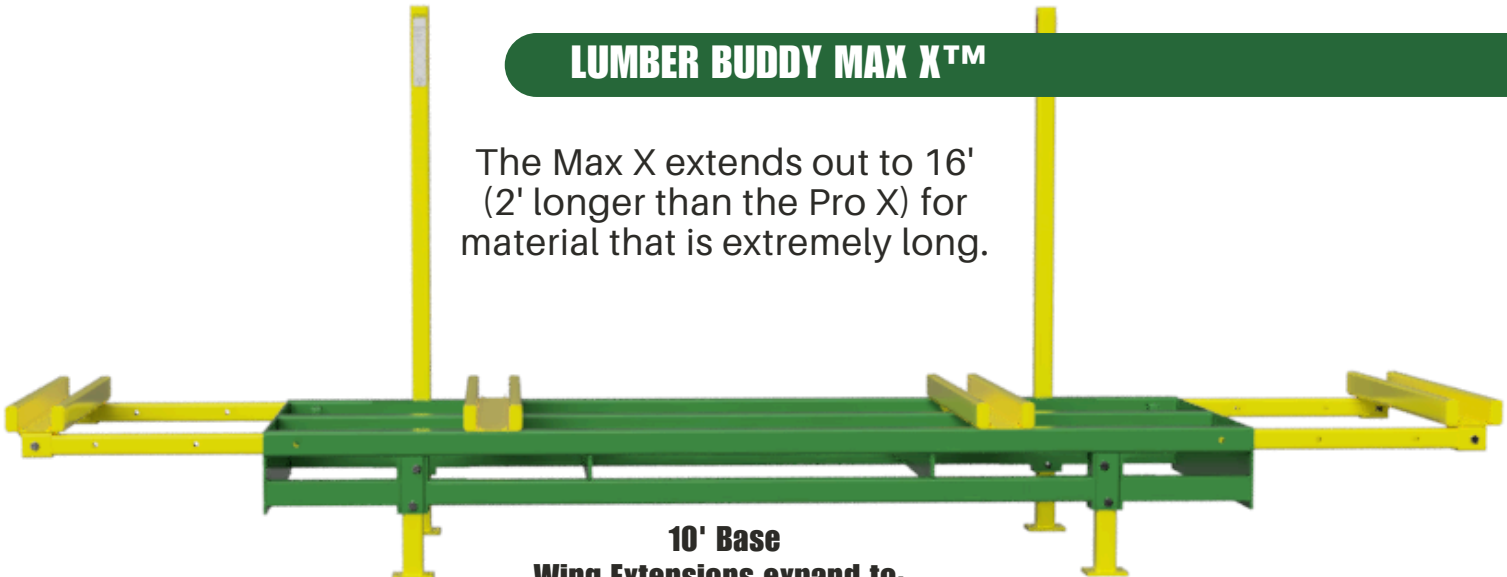
2x4



3x3

LUMBER BUDDY MAX X™

The Max X extends out to 16' (2' longer than the Pro X) for material that is extremely long.



10' Base
Wing Extensions expand to:
12', 14', or 16'