

WARM UPS AND JACKETS



[J5314 / YT J5314]  
**LIGHTWEIGHT RINK SUIT JACKET**



SIZES	SR	S - 3XL	\$
YT		2XS - XL	\$

BODY / INSIDE

Features zippered side pockets, venting at back with reflective tape, elasticated hem and cuffs for comfort, CCM embossed gros grain tape on shoulder/sleeves.

Tricot mesh lining with zipper for post-embellishment access. Inner drop-in pocket with Velcro closure. Brushed fleece inside collar.

LOGO	Strategically positioned embroidered CCM logo provides full front and back embellishment zones.
CONTENT	100% Polyester dobby, 145gsm, film membrane, breathable 3000g/m2/24hr Repels water and prevents static cling.
COLORS	Black (12), True Navy (T9), Red (05), Team Royal (6C), Dark Heather Grey (4B)



[PN5315 / YT PN5315]  
**LIGHTWEIGHT RINK SUIT PANT**



SIZES	SR	S - 3XL	\$
YT		2XS - XL	\$

BODY / INSIDE

Features an adjustable waistband with drawcord, zippered pockets, reflective tape at back yoke, auto-lock zipper at hem provides adjustable leg opening, CCM embossed gros grain tape at bottom leg opening.

Tricot mesh and taffeta lining, exposed CCM jacquard elastic waistband.

LOGO	Strategically positioned embroidered CCM logo.
CONTENT	100% Polyester dobby, 145gsm, film membrane, breathable 3000g/m2/24hr
COLORS	Black (12), True Navy (T9), Red (05), Team Royal (6C), Dark Heather Grey (4B)



[J5318 / YT J5318]  
**MID-WEIGHT JACKET**

SIZES	SR	S - 3XL	\$
YT		2XS - XL	\$

BODY / INSIDE

Features zippered side pockets, reflective tape at back, elasticated hem and cuffs for comfort, CCM embossed gros grain tape on shoulder/sleeves.

Polar fleece lining inside collar and body for added warmth, taffeta lining with 80gsm insulation in sleeves, zipper for post-embellishment access, inner drop-in pocket with Velcro closure.

LOGO	Strategically positioned embroidered CCM logo provides full front and back embellishment zones.
CONTENT	100% Polyester dobby, 145gsm, film membrane, breathable 3000g/m2/24hr
COLORS	Black (12), True Navy (T9), Dark Gray Heather (4B)



[J5319]  
**SOFTSHELL JACKET**

SIZES	SR	XS - 3XL	\$
-------	----	----------	----

BODY / INSIDE

Designed to be flexible and durable, the Softshell Jacket can be worn alone or with the Fleece Base Layer. It features zippered side pockets, elastic binding at the cuff and a double-layer collar.

Inside ID label for easy identification.

LOGO	Strategically positioned embroidered CCM logo provides full front and back embellishment zones.
CONTENT	Bonded microfleece, 260gsm (water repellent and breathable)
COLORS	Black (12), Dark Heather Gray (4B).



12  
BLACK



T9  
TRUE  
NAVY



4B  
DARK GREY  
HEATHER

[J5320 / YT J5320]  
**WINTER JACKET**



SIZES	SR	S - 3XL	\$
YT		2XS - XL	\$

Seam to Seam post-embellishment zipper. Features zippered pockets, thick rib knit cuffs, reflective tape at back yoke, adjustable hem with bungee and cordlock, adjustable sleeve opening with velcro, detachable hood with zipper (SR only), CCM embossed gros grain tape on shoulder/sleeves.

BODY /  
INSIDE

200gsm insulation (body/hood), 100gsm insulation (sleeves), microfleece inside collar, zipper for post-embellishment access, inner drop-in pocket with Velcro closure.

LOGO Strategically positioned embroidered CCM logo provides full front and back embellishment zones.

CONTENT 100% Polyester twill with grey film membrane, breathable 5000g/m2/24h, 136gsm

COLORS Black (12), True Navy (T9), Dark Gray Heather (4B)



12  
BLACK



T9  
TRUE  
NAVY



19  
CHARCOAL

[J4797 / YT J4797]  
**TEAM QUILTED  
WINTER JACKET**



SIZES	SR	S - 3XL	\$
YT		2XS - XL	\$

Walk into the arena as a united front. The new Team Quilted Winter Jacket features external zippered pockets and a large embellishment zone. The interior zipper provides greater post-embellishment access. Inner drop-in pockets.

BODY /  
INSIDE

Inside 200gsm Thinsulate insulation.

LOGO Strategically positioned embroidered CCM logo provides full front and back embellishment zones.

SHELL Content 100% polyester

COLORS Black (12), True Navy (T9), Charcoal (19).



12  
BLACK



19  
CHARCOAL

**NEW**  
[J5321 / YT J5321]  
**QUILTED  
JACKET**



SIZES	SR	S - 3XL	\$
YT		2XS - XL	\$

Features zippered side pockets, collar and sleeves in stretch tech fleece, elasticated cuffs, drop tail.

BODY /  
INSIDE

Inside: 160gsm insulation (body)

LOGO Strategically positioned embroidered CCM logo provides full front and back embellishment zones.

CONTENT Body: 100% Recycled polyester taffeta ultrasonic bonding, 160gsm polyfill, 190gsm, 3000mm WR  
Sleeve: 90poly/10spandex recycled tech fleece, moisture wicking, 255gsm

COLORS Black (12), Charcoal (19)

**LOCKER ROOM FLEECE**



4B  
DARK GREY  
HEATHER



T9  
TRUE  
NAVY



12  
BLACK

[FQZ2TB] **NEW**  
**PREMIUM TECH FLEECE  
1/4 ZIP HOODIE**

SIZES	SR	XS - 2XL	\$
YT		XS - XL	\$

All new premium 1/4 zip tech fleece combines a breathable soft feel with a modern design built to travel on and off the bus to the rink and gym featuring front pockets and brushed jersey lined hood.

BODY /  
INSIDE

LOGO CCM embroidery on top right shoulder provides team embellishment area

CONTENT 84% polyester/12% Rayon/4% spandex 300GSM

COLORS Black (12), True Navy (T9), Dark Heather Grey (4B)



12  
BLACK



T9  
TRUE  
NAVY



4B  
DARK GREY  
HEATHER

[FFZ2TA] **NEW**  
**PREMIUM TECH FLEECE  
FULL ZIP HOODIE**

SIZES	SR	XS - 2XL	\$
		YT	XS - XL

BODY /  
INSIDE

All new premium full zip tech fleece combines a breathable soft feel with a modern design built to travel on and off the bus to the rink and gym featuring zippered pockets and brushed jersey lined hood.

LOGO CCM embroidery on top right shoulder provides team embellishment area

CONTENT 84% polyester/12% Rayon/4% spandex 300GSM

COLORS Black (12), True Navy (T9), Dark Gray Heather (4B)



12  
BLACK



T9  
TRUE  
NAVY



4B  
DARK GREY  
HEATHER

[FCR2TB] **NEW**  
**PREMIUM TECH  
FLEECE CREW**

SIZES	SR	XS - 2XL	\$
		YT	XS - XL

BODY /  
INSIDE

All new premium tech fleece crew combines a breathable soft feel with a modern design built to travel on and off the bus to the rink and gym.

LOGO CCM embroidery on top right shoulder provides team embellishment area

SHELL 84% polyester/12% Rayon/4% spandex 300GSM

COLORS Black (12), True Navy (T9), Dark Heather Grey (4B)



4B  
DARK GREY  
HEATHER



T9  
TRUE  
NAVY



12  
BLACK

[PLP2TA] **NEW**  
**PREMIUM TECH FLEECE  
TAPERED JOGGER**

SIZES	SR	XS - 2XL	\$
		YT	XS - XL

BODY /  
INSIDE

All new premium tech fleece jogger combines a breathable soft feel with a modern design built to travel on and off the bus to the rink and gym, featuring zippered side pockets with a silicone dipped waistband drawstring

LOGO CCM embroidery.

CONTENT 84% polyester/12% Rayon/4% spandex 300GSM

COLORS Black (12), True Navy (T9), Dark Heather Grey (4B)



12  
BLACK



T9  
TRUE  
NAVY



4B  
DARK GREY  
HEATHER



N083  
GREY CAMO

[FHO2TB] **NEW**  
**TEAM FLEECE  
PULLOVER HOODIE**

SIZES	SR	XS - 2XL	\$
		YT	XS - XL

BODY /  
INSIDE

Your new go-to favorite team fleece hoodie for every day. Soft cotton blend with a jersey lined hood featuring cross over front styling and drawcord. Stylized front pockets and fit-ted rib knit cuffs and bottom hem.

LOGO CCM embroidery

CONTENT Solid Colors 70% cotton / 30% poly  
Heather Grey 50% cotton / 50% poly

COLORS Black (12), True Navy (T9), Dark Heather Grey (4B), Grey Camo (N083)



12  
BLACK



T9  
TRUE  
NAVY



4B  
DARK GREY  
HEATHER

[PFP2TA] **NEW**  
**TEAM FLEECE CUFFED  
JOGGER**

SIZES	SR	XS - 2XL	\$
	YT	XS - XL	\$

BODY /  
INSIDE

Made for chillin, these cuffed joggers, feature open side pockets, with an outer self fabric and inner CCM jacquard elastic waistband with drawcord.

LOGO CCM embroidery

CONTENT Solid Colors 70% cotton / 30% poly  
Heather Grey 50% cotton / 50% poly

COLORS Black (12), True Navy (T9), Dark Heather Grey (4B)



12  
BLACK



T9  
TRUE  
NAVY



4B  
DARK GREY  
HEATHER

[F4795 / YT F4795]  
**TEAM FLEECE  
BASE LAYER**

SIZES	SR	S - 3XL	\$
	YT	2XS - XL	\$

BODY /  
INSIDE

Made with Polyester brushed fleece, the full zip jacket features a zip-up pocket on the left sleeve and stylish zipper taping on the front waist pockets.

LOGO Strategically positioned embroidered CCM logo allows full front embellishment.

CONTENT 100% polyester.

COLORS Black (12), True Navy (T9), Dark Gray Heather (4B).



12  
BLACK



4B  
DARK GREY  
HEATHER



T9  
TRUE  
NAVY



05  
RED

[F7512 / YT F7512]  
**TEAM  
FLEECE HOOD**

SIZES	SR	2XS - 2XL	\$
	YT	XS - XL	\$

BODY /  
INSIDE

The hockey jersey-inspired neckline comes complete with a mesh-lined hood, debossed metal eyelets and skate lace drawcords with a hidden kangaroo-style pocket, designed to double as a full front embellishment zone. Fitted ribbed cuffs and waistband.

LOGO Strategically positioned embroidered CCM logo provides maximum embellishment area.

CONTENT Solid Colors 70% cotton / 30% poly  
Heather Gray 50% cotton / 50% poly

COLORS Black (12), True Navy (T9), Dark Heather Grey (4B), Red (05)

TRAINING



12  
BLACK



T9  
TRUE  
NAVY



4B  
DARK GREY  
HEATHER

[TSS2RA] **NEW**  
**SHORT SLEEVE PREMIUM  
TRAINING TEE**



SIZES	SR	S - 2XL	\$
	YT	S - XL	\$

BODY /  
INSIDE

Premium technical training tee with breath-able mesh inserts and Tactical Dry® technology designed with a raglan sleeve providing more mobility for your hockey resistance training workouts.

LOGO CCM 3D silicone print.

CONTENT 88% Recycled polyester/12% Spandex, 190gsm

COLORS Black (12), True Navy (T9), Dark Heather Grey (4B)

4B  
DARK GREY  
HEATHER



T9  
TRUE  
NAVY



12  
BLACK

[TLS2RA] **NEW**  
**LONG SLEEVE PREMIUM  
TRAINING TEE**



SIZES	SR	S - 2XL	\$
YT		S - XL	\$

BODY/  
INSIDE

The long sleeve version of the Premium technical training tee with breathable mesh inserts and Tactical Dry® technology designed with a raglan sleeve providing more mobility for your hockey resistance training workouts.

LOGO CCM 3D silicone print.

CONTENT 88% Recycled polyester/12% Spandex, 190gsm

COLORS Black (12), True Navy (T9), Dark Heather Grey (4B)

12  
BLACK



T9  
TRUE  
NAVY



4B  
DARK GREY  
HEATHER

[THZ2RA] **NEW**  
**HALF ZIP PREMIUM  
TRAINING TEE**



SIZES	SR	S - 2XL	\$

BODY/  
INSIDE

The half zip version of the Premium technical training tee with breathable mesh inserts and Tactical Dry technology designed with a raglan sleeve providing more mobility for your hockey resistance training workouts.

LOGO CCM 3D silicone print

CONTENT 88% Recycled polyester/12% Spandex, 190gsm

COLORS Black (12), True Navy (T9), Dark Heather Grey (4B)

4B  
DARK GREY  
HEATHER



4G  
HEATHER  
BLACK



5C  
HEATHER  
NAVY

[T7928 / YTT7928]  
**LONG SLEEVE PREMIUM  
TRAINING HOODIE**



SIZES	SR	S - 2XL	\$
YT		S - XL	\$

BODY/  
INSIDE

Premium technical hooded training tee with breathable mesh inserts and Tactical Dry technology. Set-in sleeves with flatlock seams and two tone shoulders.

LOGO CCM reflective rubber print logo.

CONTENT 88% polyester/12% Spandex, 190gsm

COLORS Heather Black (12), Heather Navy (4G), Dark Heather Grey (4B)

12  
BLACK



T9  
TRUE  
NAVY



19  
CHARCOAL

[S7977 / YT S7977]  
**TEAM  
WOVEN SHORT**



SIZES	SR	S - 2XL	\$
YT		S - XL	\$

BODY/  
INSIDE

Lightweight and quick-drying, made for training and every day with moisture-wicking technology and mesh side panels to keep you dry. Premium exposed CCM jacquard elastic at the back with an adjustable waistband with drawcord and zipped side pockets. 9" inseam length.

LOGO CCM reflective rubber print logo.

CONTENT 100% polyester woven fabric.

COLORS Black (12), True Navy (T9), Charcoal (19)



12  
BLACK



T9  
TRUE  
NAVY



4B  
DARK GREY  
HEATHER

[S5653 / YT S5653]

## TEAM TRAINING SHORT



SIZES	SR	S - 2XL	\$
YT		2XS - XL	\$

BODY /  
INSIDE

Featuring an exposed CCM jacquard elastic waistband with adjustable drawcord and open side pockets, the team training short makes training day the best day. 10" inseam length.

LOGO Strategically positioned CCM heat transfer logo.

CONTENT 93% polyester / 7% Spandex jersey with moisture wicking, 210gsm

COLORS Black (12), True Navy (T9), Dark Heather Grey (4B)



12  
BLACK



01  
WHITE

[HSL2RA] **NEW**

## TEAM PERFORATED TRAINING CAP

SIZES	SR	OSFA	\$
YT		OSFA	\$

BODY

Lightweight, incredibly breathable structured front panel with perforated back and hook and loop closure.

CONTENT 100% polyester

OTHER MOQ 6 units (same sizes / color)

LOGO

CCM embroidery logo

COLORS Black (12), White (01)

### TEAM - APPAREL AND HEADWARE



12  
BLACK



4B  
DARK GREY  
HEATHER



T9  
TRUE  
NAVY



05  
RED

[P5597 / YT P5597]

## TEAM POLO

SIZES	SR	XS - 2XL	\$
YT		S - L	\$

BODY /  
INSIDE

Dress up and show up in the moisture wicking Team Polo. Features a ribbed collar, 3-button placket and full mesh back for enhanced breathability. Open hem sleeves.

LOGO CCM heat transfer front logo.

CONTENT 100% polyester, 140gsm with moisture wicking.

COLORS Black (12), True Navy (T9) Red (05), Dark Heather Grey (4B)



4B  
DARK GREY  
HEATHER



4G  
HEATHER  
BLACK



5C  
HEATHER  
NAVY

[P7976]

## HEATHERED POLO

SIZES	SR	XS - 2XL	\$
-------	----	----------	----

BODY /  
INSIDE

Keep it extra classy in the moisture wicking heathered polo. Made from soft brushed jersey, this collared tunic features a 3-button placket with a contrast color detail, plus a water print stripe across the front chest.

LOGO CCM heat transfer front logo.

CONTENT 100% polyester with moisture wicking.

COLORS Dark Heather Grey (4B), Heather Black (4G), Heather Navy (5C)



[TSS2TA]  
**TEAM PREMIUM ESSENTIAL TEE**

SIZES	SR	S - 2XL	\$
	YT	XS - XL	

**BODY / INSIDE** Where style and comfort collide. The essential team tee is blends lightweight and soft for that perfect everyday comfortable fit.

**LOGO** CCM heat transfer front logo.

**CONTENT** 50% Polyester / 25% Cotton / 25% Rayon

**COLORS** Athletic Grey (U6), True Navy (T9), Red (05), Black (5C)



[HTR2TA] **NEW**  
**TEAM MESHBACK TRUCKER**

SIZES	SR	OSFA	\$
	YT	OSFA	

**BODY** Structured cotton front panel, with breathable mesh back panel and adjustable snap closure

**LOGO** CCM embroidery logo

**CONTENT** 100% cotton for colors - 12, T9, 05  
96 cotton / 4spdx for color - 4B

**OTHER** MOQ 6 units (same sizes / color)

**COLORS** Black (12), True Navy (T9), Dark Heather Grey (4B), Red (05)



[C5402 / YT C5402]  
**TEAM SLOUCH ADJUSTABLE**

SIZES	SR	OSFA	\$
	YT	OSFA	

**BODY** Relaxed slouch fit with an adjustable closure.

**LOGO** CCM embroidery

**CONTENT** 100% cotton

**OTHER** MOQ 6 units (same sizes / color)

**COLORS** Black (12), True Navy (T9), Dark Heather Grey (4B), Dark Blue (Y5)



[C5404 / YT C5404]  
**TEAM FLATBRIM SNAPBACK CAP**

SIZES	SR	OSFA	\$
	YT	OSFA	

**BODY** Unique two tone CCM styling.

**LOGO** CCM embroidery

**CONTENT** 100% polyester

**OTHER** MOQ 6 units (same sizes / color)

**COLORS** Black (12), True Navy (T9), Dark Heather Grey (4B), Dark Blue (Y5)



12  
BLACK



T9  
TRUE  
NAVY



4B  
DARK GREY  
HEATHER



Y5  
DARK  
BLUE

[C5405 / YT C5405]  
**TEAM TRAINING  
FLEX CAP**

SIZES	SR	S/M, L/XL	\$
	YT	OSFA	\$

BODY Tech Fabric with perforated back panels.

CONTENT 100% polyester

OTHER MOQ 6 units (same sizes / color)

LOGO CCM embroidery

COLORS Black (12), True Navy (T9), Dark Heather Grey (4B), Dark Blue (Y5)



12  
BLACK



T9  
TRUE  
NAVY



4B  
DARK GREY  
HEATHER



Y5  
DARK  
BLUE

[C5406 / YT C5406]  
**TEAM STRUCTURED  
MESH ADJ. CAP**

SIZES	SR	OSFA	\$
	YT	OSFA	\$

BODY Structured mid-crown trucker cap with washed-cotton front panels and mesh back panels. Adjustable snap closure.

CONTENT 97% polyester/3% spandex

OTHER MOQ 6 units (same sizes / color)

LOGO CCM embroidery

COLORS Black (12), True Navy (T9), Dark Heather Grey (4B), Dark Blue (Y5)



4B  
DARK GREY  
HEATHER



05  
RED



T9  
TRUE  
NAVY



12  
BLACK



Y5  
DARK  
BLUE

[C5407 / YT C5407]  
**TEAM CUFFED WATCH  
KNIT BEANIE**

SIZES	SR	OSFA	\$
	YT	OSFA	\$

BODY Ribbed knit beanie.

CONTENT 100% acrylic

OTHER MOQ 6 units (same sizes / color)

LOGO CCM embroidery

COLORS Black (12), True Navy (T9), Dark Heather Grey (4B), Dark Blue (Y5), Red (05)



12  
BLACK



05  
RED



T9  
TRUE  
NAVY



4B  
DARK GREY  
HEATHER



Y5  
DARK  
BLUE

[C5409 / YT C5409]  
**TEAM FLEECE  
POM KNIT**

SIZES	SR	OSFA	\$
	YT	OSFA	\$

BODY Cuffed knit with ribbing, a soft polar fleece lining, CCM jacquard logo and topped with a chunky multi-color pom.

CONTENT 100% acrylic

OTHER MOQ 6 units (same sizes / color)

LOGO CCM jacquard logo

COLORS Black (12), Red (05), True Navy (T9), Dark Gray Heather (4B), Dark Blue (Y5)





12  
BLACK



T9  
TRUE  
NAVY



4B  
DARK GREY  
HEATHER



Y5  
DARK  
BLUE

[C5410 / YT C5410]  
**TEAM TWO TONE  
STRUCTURED FLEX CAP**

SIZES	SR	S/M, L/XL	\$
	YT	OSFA	\$

BODY Structured flex-fit cap. Distinctive two-color styling

CONTENT 83% Polyester/11% Rayon/6% Spandex

OTHER MOQ 6 units (same sizes / color)

LOGO CCM embroidery logo

COLORS Black (12), True Navy (T9), Dark Heather Grey (4B), Dark Blue (Y5)



12  
BLACK

[EB6425]  
**TEAM  
DRY BAG**

SIZES	OSFA	\$
-------	------	----

LOGO Printed CCM logo

CONTENT 100% PU

COLORS Black (12)



[SS3756]  
**SHOWER  
SANDAL**

SIZES	SR	S (7), M (9), L (11), XL (13)	\$
-------	----	-------------------------------	----

BODY Made from lightweight EVA foam in the soles for unparalleled comfort, this quick-dry shower sandal was designed to wear in the locker room.

CONTENT Upper 100% polyester / Sole VA foam

OTHER MOQ 6 units (same sizes / color)

LOGO Printed CCM logo

COLOR Black (12)

**WOMEN**



12  
BLACK

[JWN2TA] **NEW**  
**WOMEN'S WINTER  
JACKET**



SIZES	SR	S - XL	\$
-------	----	--------	----

BODY / INSIDE Women's fit with seam to seam post-embellishment zipper. Features zippered pockets, thick rib knit cuffs, reflective tape at back yoke, adjustable hem with bungee and cordlock, adjustable sleeve opening with velcro, detachable hood with zipper (SR only), CCM embossed gros grain tape on shoulder/sleeves.

LOGO Strategically positioned embroidered CCM logo provides full front and back embellishment zones.

CONTENT 100% Polyester twill with grey film membrane, breathable 5000G/M2/24H, 136GSM

200gsm insulation (body/hood), 100gsm insulation (sleeves), microfleece inside collar, zipper for post-embellishment access, inner drop-in pocket with Velcro closure.

COLORS Black (12)



T9  
TRUE  
NAVY



4B  
DARK GREY  
HEATHER



12  
BLACK

[FH02TC] **NEW**  
**PREMIUM WOMEN'S  
TECH FLEECE HOODIE**

SIZES SR XS - XL \$

BODY/  
INSIDE

All new premium tech fleece pullover hoodie combines a breathable soft feel with a modern design built to travel on and off the bus to the rink and gym featuring front pockets and brushed jersey lined hood.

LOGO CCM embroidery on top right shoulder provides team embellishment area

CONTENT 84% polyester/12% Rayon/4% spandex 300GSM

COLORS Black (12), True Navy (T9), Dark Heather Grey (4B)



T9  
TRUE  
NAVY



4B  
DARK GREY  
HEATHER



12  
BLACK

[PFP2TB] **NEW**  
**PREMIUM WOMEN'S  
TECH FLEECE JOGGER**

SIZES SR XS - XL \$

BODY/  
INSIDE

All new premium tech fleece jogger combines a breathable soft feel with a modern design built to travel on and off the bus to the rink and gym, featuring zippered side pockets with a silicone dipped waistband drawstring

LOGO CCM embroidery provides team embellishment area

CONTENT 84% polyester/12% Rayon/4% spandex 300GSM

COLORS Black (12), True Navy (T9), Dark Heather Grey (4B)



4B  
DARK GREY  
HEATHER



T9  
TRUE  
NAVY



12  
BLACK

[TSS2RB] **NEW**  
**SHORT SLEEVE PREMIUM  
TRAINING TEE**



SIZES SR XS - XL \$

BODY/  
INSIDE

Premium technical training tee with breath-able mesh inserts and Tactical Dry® technology designed to provide more mobility for your hockey resistance training workouts.

LOGO CCM 3D silicone print.

CONTENT 88% Recycled polyester/12% Spandex, 190gsm

COLORS Black (12), True Navy (T9), Dark Heather Grey (4B)



12  
BLACK

[SKN2RA] **NEW**  
**WOMEN'S TRAINING  
SHORT**



SIZES SR XS - XL \$

BODY/  
INSIDE

Featuring an exposed CCM jacquard elastic waistband and open side pockets, the team training short makes training day the best day.

LOGO CCM 3D silicone print.

CONTENT 100% Polyester tricot 150g

COLORS Black (12)



H2  
HEATHER  
RED



5C  
HEATHER  
NAVY



4G  
HEATHER  
BLACK

[T3340]  
**WOMEN'S  
CREW NECK TEE**

SIZES WM XS - XL \$

BODY /  
INSIDE

Your favorite go to tee, with soft  
lightweight fabric to keep you cool,  
every day, every-where.

LOGO CCM embroidery on top right shoulder provides  
team embellishment area

CONTENT 50% Polyester/25% Cotton/25% Rayon, 152GSM

COLORS Heather Black (4G), Dark Heather Grey (4B),  
Heather Navy (5C)

**CORE**



05.01  
RED/WHITE



12.H6  
BLACK / YELLOW



T9.01  
TRUE NAVY /  
WHITE



12.05  
BLACK / RED



U6.01  
ATHLETIC GREY /  
WHITE

[T6182]  
**CORE S/S TEE**

SIZES SR S - 2XL \$  
YT S - 2XL \$

BODY /  
INSIDE

Your favorite go to tee, with soft  
lightweight fabric to keep you cool,  
every day, every-where.

LOGO Soft hand screen-printed CCM logo at center front.

CONTENT 50% Polyester/25% Cotton/25% Rayon

COLORS Red/White (05.01), Black/Yellow (12.H6),  
True Navy/White (T9.01), Black/Red (12.05),  
Athletic Grey/White (U6.01)

U6.01  
ATHLETIC GREY /  
WHITE



12.H6  
BLACK /  
YELLOW



T9.01  
TRUE NAVY /  
WHITE



12.05  
BLACK /  
RED

[F6181]  
**CORE  
PULLOVER HOODIE**

SIZES SR XS - 2XL \$  
YT S - XL \$

BODY /  
INSIDE

Hidden kangaroo-style pocket also  
makes the perfect pouch for your  
phone or keys. Fea-tures a contrast  
mesh-lined hood, plus ribbed cuffs  
and waistband, gras grain contrast  
sleeve taping

LOGO Screen Printed CCM Logo.

CONTENT Solid Colors 70% cotton / 30% poly, 305gsm

COLORS Black/Yellow (12.H6), True Navy/White (T9.01),  
Black/Red (12.05), Athletic Grey/White (U6.01)

U6.01  
ATHLETIC GREY /  
WHITE



12.H6  
BLACK /  
YELLOW



T9.01  
TRUE NAVY /  
WHITE



12.05  
BLACK /  
RED

[F6183 / YT F6183]  
**CORE  
FLEECE CREW**

SIZES SR XS - 2XL \$  
YT S - XL \$

BODY /  
INSIDE

Classic Fleece Crew styling  
with contrast sleeve inserts.

LOGO Screen Printed CCM Logo.

CONTENT Solid Colors 70% Cotton / 30% Polyester, 305gsm

COLORS Black/Yellow (12.H6), True Navy/White (T9.01),  
Black/Red (12.05), Athletic Grey/White (U6.01)



12.05  
BLACK / RED

12.H6  
BLACK /  
YELLOW

T9.01  
TRUE NAVY /  
WHITE

U6.01  
ATHLETIC GREY /  
WHITE

[C6184 / YT C6184]

## CORE FOAM MESH FLEX CAP

SIZES	SR	S/M, L/XL	\$
	YT	OSFA	\$

BODY	Structured flexfit, mid-crown cap with contrast color stitching. Mesh foam back panels provide added breathability.	CONTENT	100% polyester
LOGO	Raised embroidered CCM logo at front.	OTHER	MOQ 6 units (same sizes / color)
		COLORS	Black/Yellow (12.H6), True Navy/White (T9.01), Black/Red (12.05), Athletic Grey/White (U6.01)



T9.01  
TRUE NAVY /  
WHITE

12.H6  
BLACK /  
YELLOW

U6.01  
ATHLETIC GREY /  
WHITE

12.05  
BLACK / RED

[C6185 / YT C6185]

## CORE MESHBACK TRUCKER CAP

SIZES	SR	OSFA	\$
	YT	OSFA	\$

BODY	Structured mid-crown trucker with washed cotton front panels and soft mesh back panels.	CONTENT	50% cotton / 50% polyester (canvas)
LOGO	Raised embroidered CCM logo.	OTHER	MOQ 6 units (same sizes / color)
		COLORS	Black/Yellow (12.H6), True Navy/White (T9.01), Black/Red (12.05), Athletic Grey/White (U6.01)



U6.01  
ATHLETIC GREY /  
WHITE

12.H6  
BLACK /  
YELLOW

T9.01  
TRUE NAVY /  
WHITE

12.05  
BLACK / RED

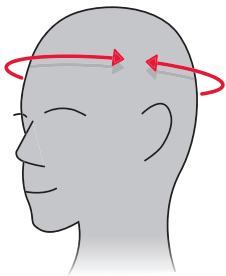
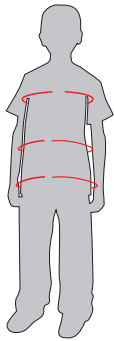
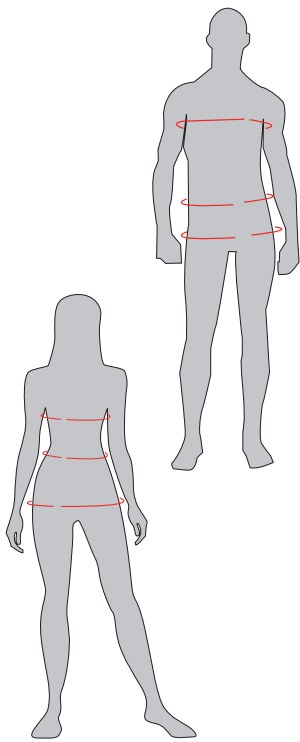
05.01  
RED/WHITE

[C6186 / YT C6186]

## CORE POM KNIT

SIZES	SR	OSFA	\$
	YT	OSFA	\$

BODY	Jacquard knit stripes with a soft polar fleece lining and a fine fringe pom.	CONTENT	100% acrylic
LOGO	CCM jacquard logo.	OTHER	MOQ 6 units (same sizes / color)
		COLORS	Black/Yellow (12.H6), True Navy/White (T9.01), Black/Red (12.05), Athletic Grey/White (U6.01), Red/White (05.01)



**MEN BODY MEASUREMENTS** (measurements shown are in inches)

ALPHA SIZE	XS	S	M	L	XL	2XL	3XL
CHEST CIRCUMFERENCE	33-35	36-38	39-41	42-44	45-48	49-52	53-58
WAIST CIRCUMFERENCE	26-28	29-31	32-34	35-38	39-43	44-48	49-53
HIPS CIRCUMFERENCE	32-34	35-37	38-40	41-44	45-48	48-52	52-56

NUMERIC SIZE	28	30	32	34	36	38	40
WAIST CIRCUMFERENCE	29.5	31.5	33.5	35.5	37.5	39.5	41.5

**WOMEN BODY MEASUREMENTS** (measurements shown are in inches)

ALPHA SIZE	XS	S	M	L	XL
CHEST CIRCUMFERENCE	30-32	33-35	36-38	39-41	42-44
WAIST CIRCUMFERENCE	23-25	26-28	29-31	32-34	35-38
HIPS CIRCUMFERENCE	33-35	36-38	39-41	42-44	45-48

**YOUTH BODY MEASUREMENTS** (measurements shown are in inches)

AGE GROUP / SIZE	3 - 5 / 2XS / 110	5 - 7 / XS / 120	7 - 9 / S / 130	9 - 11 / M / 140	11 - 13 / L / 150	13 - 15 / XL / 160
CHEST CIRCUMFERENCE	21-22	22-23	23-25	25-27	27-30	30-33.5
WAIST CIRCUMFERENCE	19-20	20-21	21-23	23-25	25-27.5	27.5-29.5
HIPS CIRCUMFERENCE	22-23	23-24	24-26.5	26.5-29	29-31.5	31.5-33.5
<b>YOUTH CARRY OVER STYLES</b>	J5314 YT PN5315 YT J5318 YT	J5320 YT J4797 YT F4795 YT	J5321 YT F7512 YT P5597 YT	T4800 YT T7928 YT	S7977 YT S5653 YT	

**NEW 2022 YOUTH BODY MEASUREMENTS** (measurements shown are in inches)

AGE GROUP / SIZE	3 - 5 / 2XS / 110	5 - 7 / XS / 120	7 - 9 / S / 130	9 - 11 / M / 140	11 - 13 / L / 150	13 - 15 / XL / 160
CHEST CIRCUMFERENCE	24-25	25-26	26-27	27-29	29-31	31-34
WAIST CIRCUMFERENCE	22-23	23-24	24-25	25-27	27-28.5	28.5-30
HIPS CIRCUMFERENCE	25-26	26-27	27-28.5	28.5-31	31-32.5	32.5-34
<b>YOUTH NEW STYLES</b>	TSS2RA TLS2RA	FFZ2TA FCR2TB	FQZ2TB PLP2TA	FHO2TB PPF2TA		

**MEASUREMENT FOR ADULT HEADWEAR**

INCHES	CM	HAT SIZE		
		FITTED	FLEX	ADJUSTABLE
20 1/8	51.1	6 3/8	YOUTH	ONE SIZE YT (OSFA)
20 1/2	52	6 1/2		
20 7/8	53	6 5/8		
21 1/4	53.9	6 3/4		
21 5/8	54.9	6 7/8		
22	55.9	7	S/M	ONE SIZE AD (OSFA)
22 3/8	56.8	7 1/8		
22 3/4	57.8	7 1/4	L/XL	
22 7/8	58.7	7 3/8		
23 1/2	59.7	7 1/2		
23 7/8	60.6	7 5/8	XL/XXL	
24 1/4	61.6	7 3/4		
24 5/8	62.5	7 7/8		
25	63.5	8 1/4		

Body sizing: Size specifications are based on body sizing measurements. Use this size chart as a guideline when ordering, allow enough room for ease of movement. Sleeve Length: Measure from the center back of the neck, over the point of shoulder and down the outer side of the arm to the wrist bone. Chest: Measure just under the arms. Waist: Loosely measure the narrowest circumference of the waist. Size charts are for reference only. Fit may vary depending on the construction and materials.

**APPAREL FEATURES**



Put sweat in it's place Tactical Dry wicks moisture away from your skin, helping you stay drier and comfortable.



Your body is an amazing heat source Tactical Degree traps body heat and sweat escape.



Stay cool and comfortable Tactical Cool uses ventilation, moisture management and fabric construction to help aid the release of heat.