



SPELLING

don't let

get you down




I to the end
will be your friend.




Keep end on the
end of friend.

There is
a rat
in separate.



separate



Mnemonics
for
irregularly
spelt basic words

~~sed~~
said

mnemonics

(memory aids)

~~any~~

for

irregularly spelt

basic words

How to use this book

No

See 0

~~friend~~
friend

~~dose~~
does

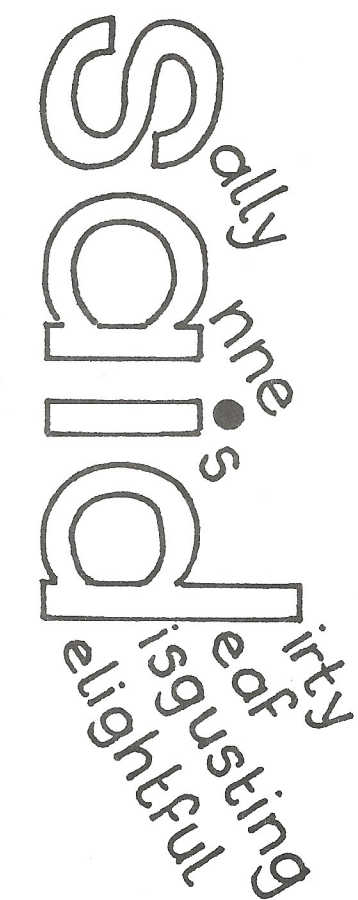
A mnemonic is a system to aid the memory, and to use this book successfully children must know the NAMES of the letters of the Alphabet, not just the sounds e.g.

(a) as in apron
(ē) as in emu
(i) as in ivy
(o) as in open
(u) as in uniform
W = double you. Y = Why. U = You etc.

To learn effectively from the other books in the series, which will include spelling family patterns, children should also be familiar with the 'long' and 'short' sounds of the vowels and the 'didactic' marks which indicate them.


Demonstrated the 'didactic' marks (as used in standard dictionaries to indicate pronunciation) by 'clapping' with the child, ie. say apple, say (ā) only one hand clap is possible, therefore describe it as short, say a/corn, say (ā) 2 claps or more are possible, therefore describe it as 'long'. Do the same for egg - (ē) 1 clap = short, say emu, say (ē) 2 claps or more - long. Continue with ink (i), (i) ivy, octopus(ō), oval (ō) and umbrella (ū), uniform (ū). Colour the page and practise until gradually learnt.

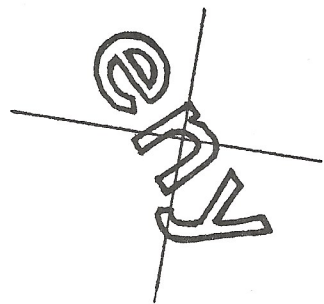
Colour (Color) the page, then practise, until gradually learnt.




Sally Anne is.....

Choose your own word starting with a 'd'.





ants ever awn



because if they do they explode!

So...
most
ants
ever
own
morning

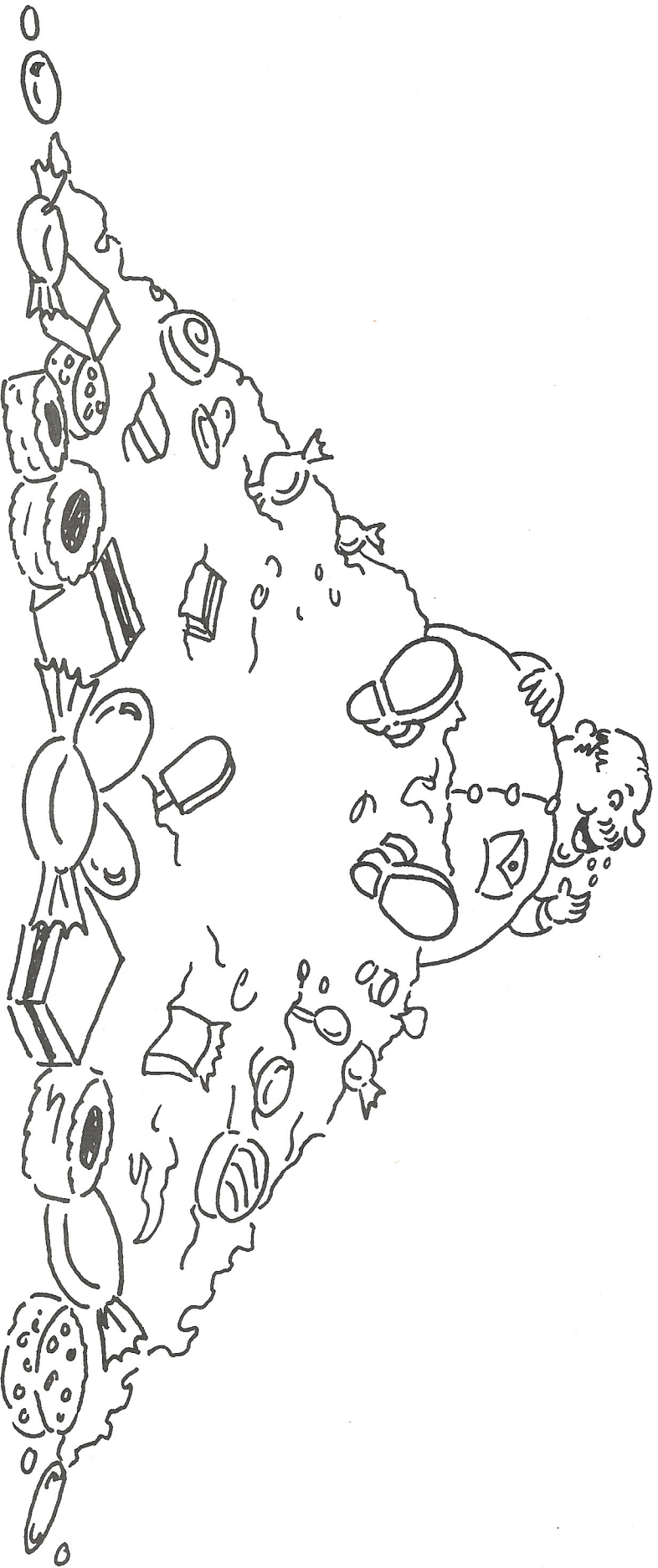
~~morning~~



because they dont want to explode!

DOES often spelt DUZ/DOSE

Child says "Daddy often eats sweets", then uses same method. Alternatives are: Daddy often eats sausages or sandwiches. The child then draws the appropriate picture.

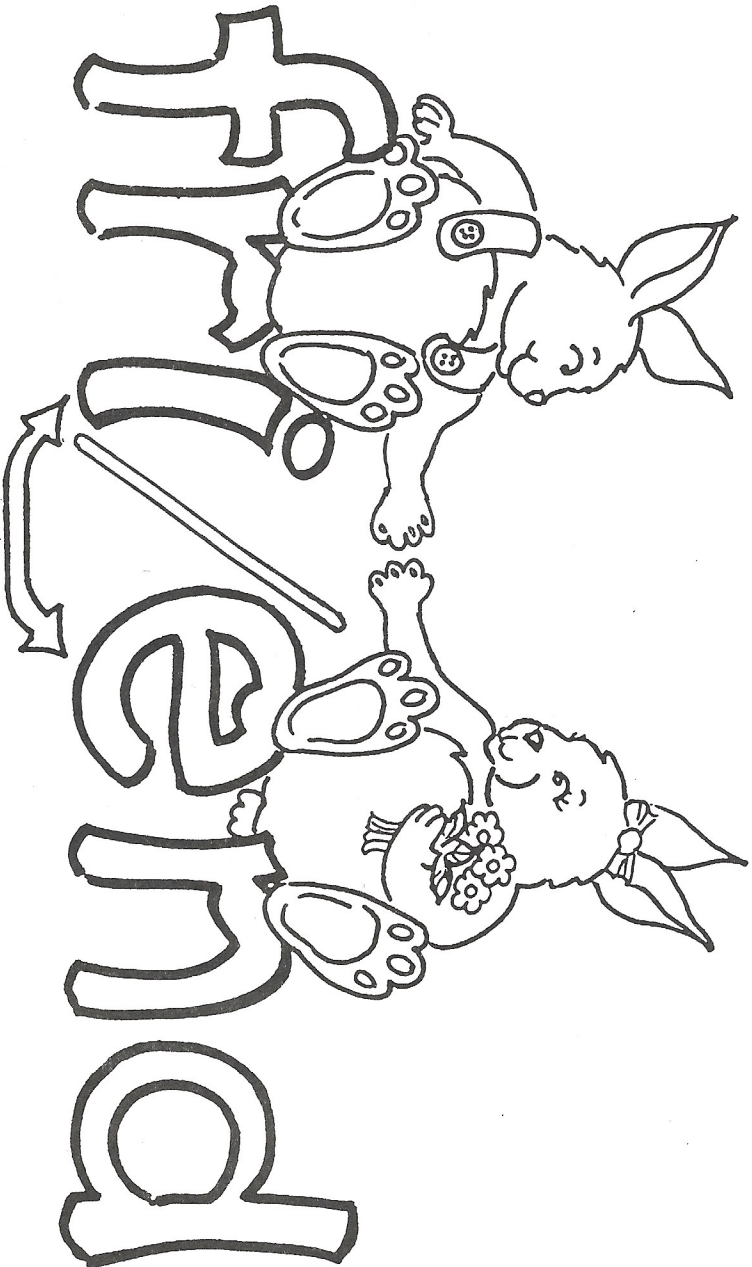


~~doe~~

daddy
often
eats
sweets

~~dus~~


I to the end
will be your friend.



friend

friend

Keep end on the
end of friend.




You need 2 eyes
(two)
to see with.

~~17~~
s

birds
at
rums
s
ncle
its
ating

peccoses



...because uncle is a messy eater.

an

SIP

island


design this
yourself

beaut can be beautiful.

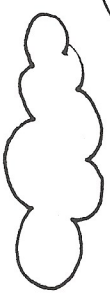
blue/brown
eyes
and
unusual
teeth



beautiful
hopeful
usual

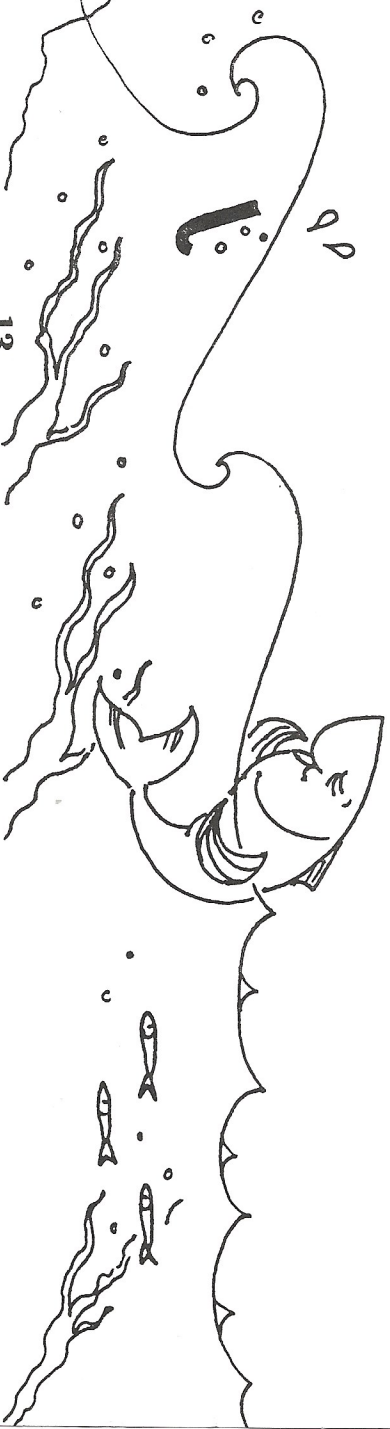



'L' is like a Lemming...
it jumps off the edge
of cliffs ~ But if the 'y'
is there, he takes 'L' and
the word to a cave deep
in the cliff and keeps
it safe.



usually
beautifully
hopefully

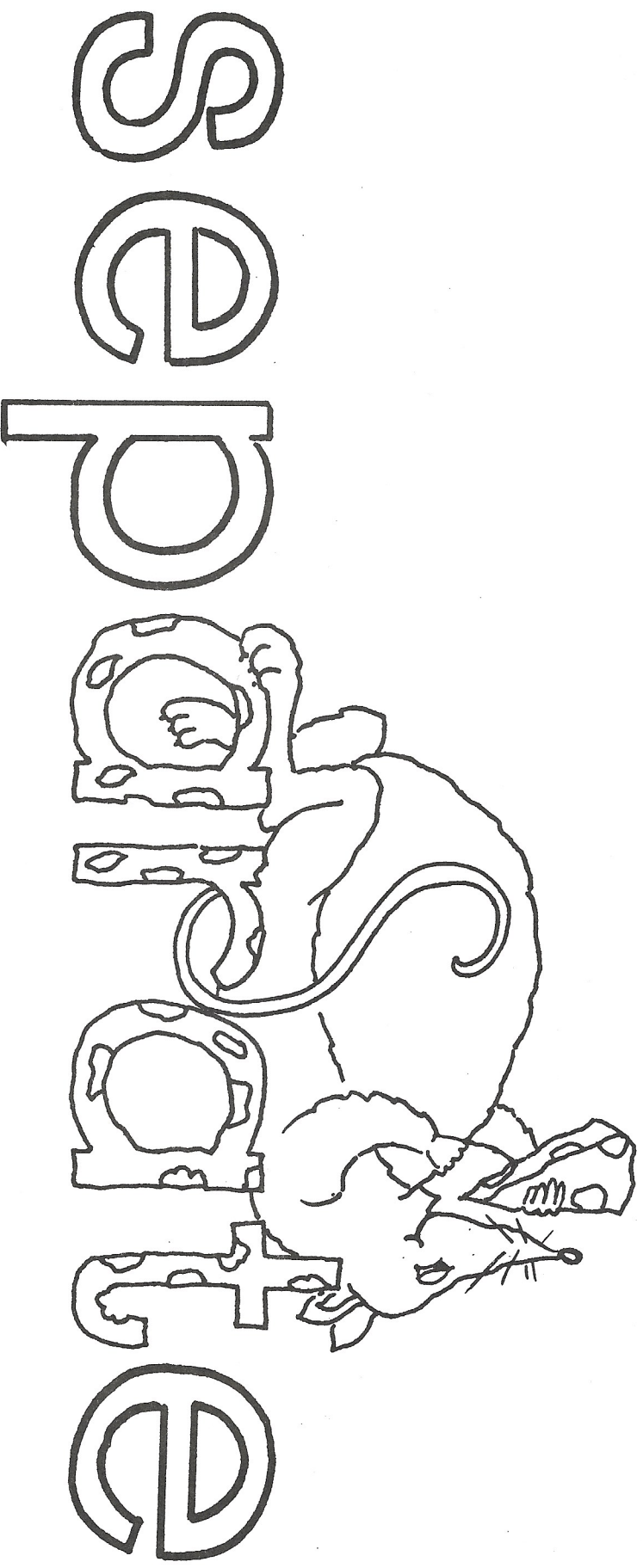
!



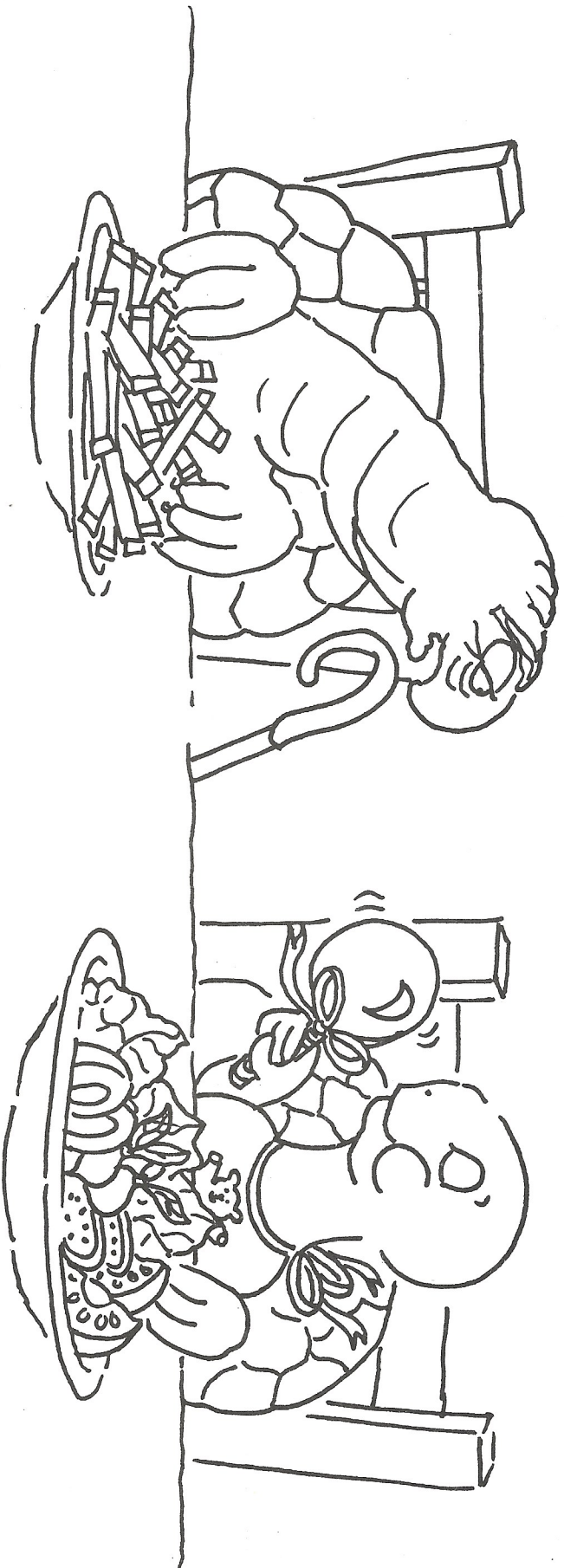


Elephants
ever
own
gly
reat
ouses

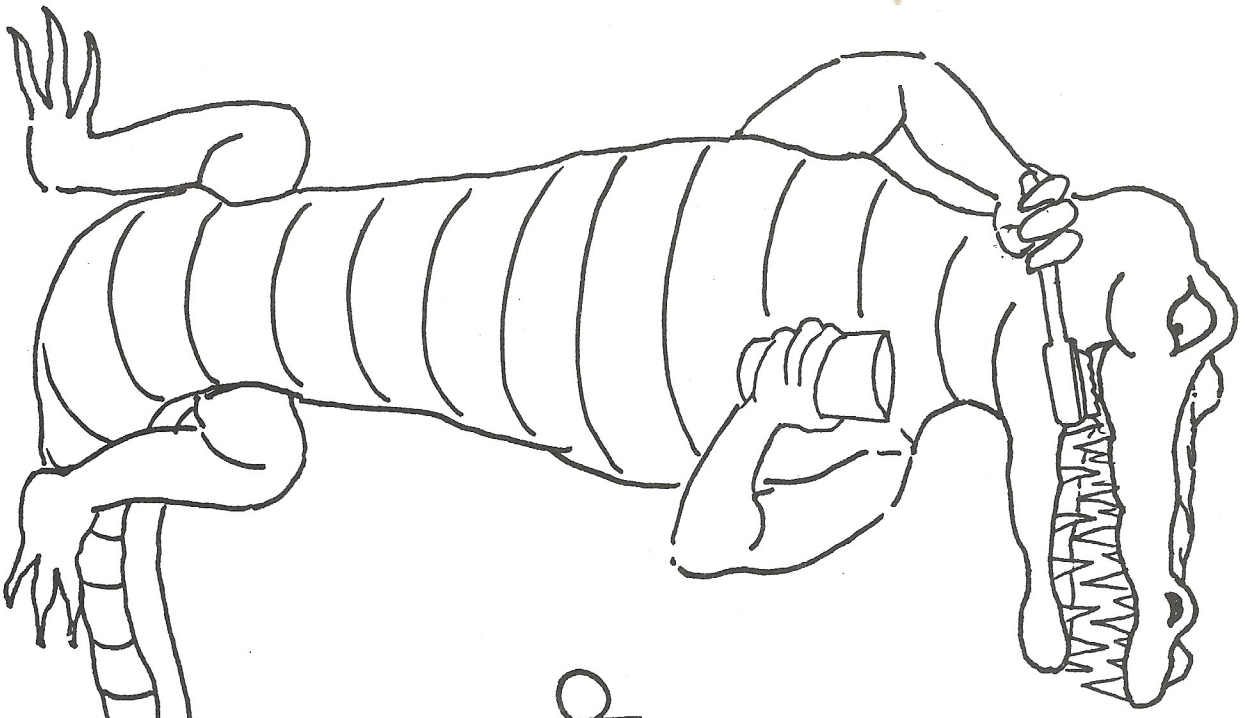
There is a rat in **separate**.




It is not **necessary** to look old...



Never at
hips at
limming salad
nd remain
oung.




use
fluoride
unless
you want
dentures!



Stationery



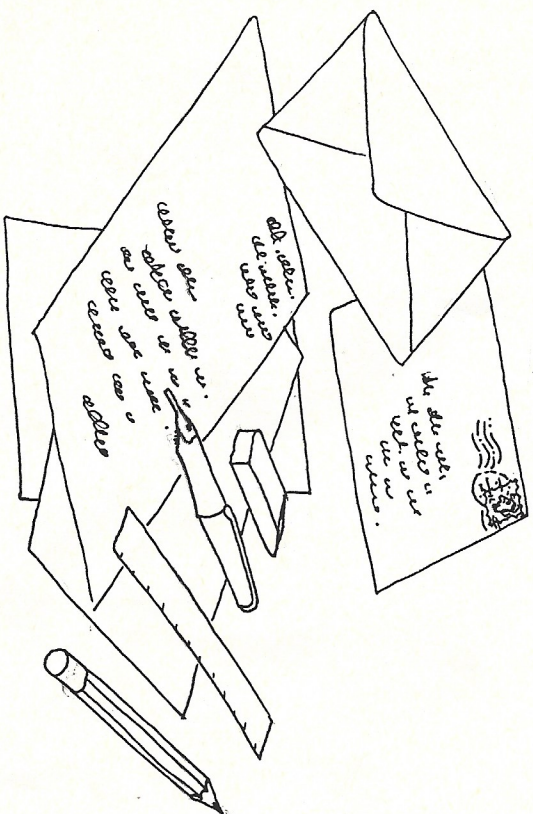
Homophones:




PAINT

Stationary

Stationery -
envelopes
and letters



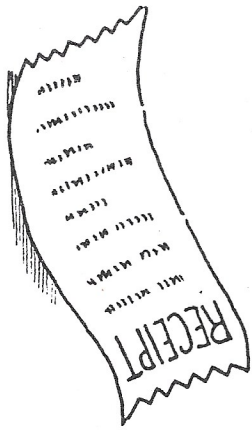
The stationary
train
in the station is
absolutely still



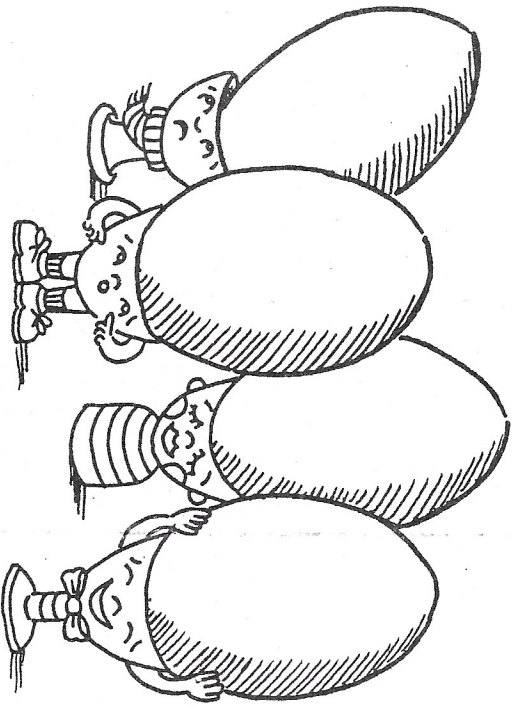
donated by a pupil.....thanks

We received normous hocolate eggs

RECEIPT
retty rays



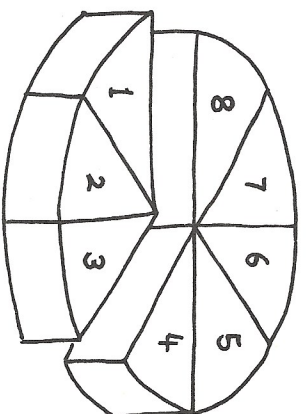
so we gave a receipt and then...



RECEIVED
normous hocolate eggs
arious egg-cups

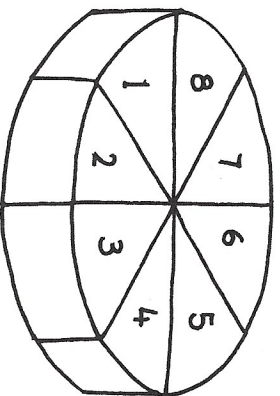
Fractions

b.)



➡ The numerator tells you the number of equal parts you have got.

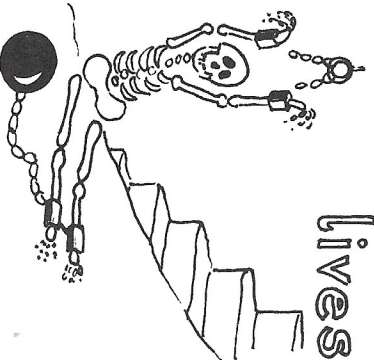
a.)



The denominator ➡ tells you into how many equal parts something has been divided.

$$\frac{3}{8}$$

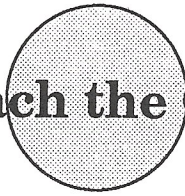
The denominator lives down in the deep, dark, dungeon!



M allabies
 e lephants
 o nd
 t tigers
 r ate
 e nglish
 r ain



Reach the Goal



To Assemble

Photocopy the 'half' football pitch twice onto card and then join the two copies along the centre line to form a complete football pitch.

Number of Players

2

Apparatus

One 'Football Pitch' playing board.

1 counter each.

1 Referee needed.

Pencil and paper for each player.

Method of Play

1. Make a list of words which each player is learning and hand it to the referee.
2. Each player places his counter at the start position, and then sits at his goal post.
3. The referee calls out the first spelling and the players write it in on their paper.
(Different players may be learning different spellings.)
If the spelling is correct, the player may move his counter up one section of the field, towards the other player's goal. If their spelling is incorrect, they do not move.
4. The referee then says the next spelling, and players move if correct, or stay where they are if not, (until a player scores a goal and wins - or a draw is declared).
5. Continue playing until all spellings are completed.

** Note:- Where two players have reached different levels of spelling, simply furnish the referee with those appropriate to each player.*

Reach the Treasure



An alternative board to the football pitch.

Photocopy each half of the "Treasure Island" onto card and then join the two copies along the centre to form a complete island. Play exactly as for the football game:- winner is the one reaching the treasure first.

