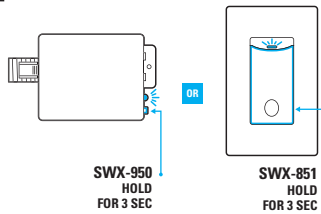


# WIRELESS PAIRING AS EASY AS 1, 2, 3...

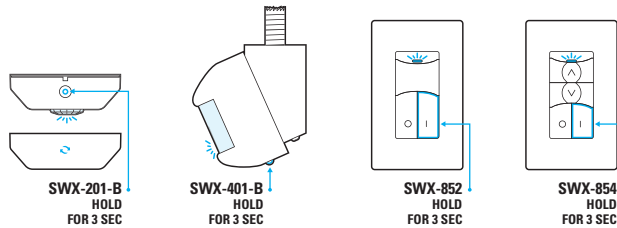
## PAIRING INSTRUCTIONS

SIMPLE WIRELESS PAIRING 3 SECONDS PER DEVICE

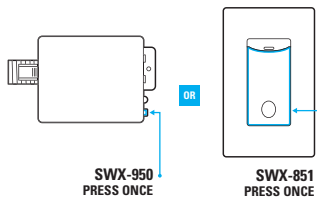
### 1 STEP 1 POWER PACK OR WALL SWITCH



### 2 STEP 2 WIRELESS SENSORS & REMOTE SWITCHES



### 3 STEP 3 POWER PACK OR WALL SWITCH



SCAN TO  
ACCESS  
VIDEOS  
SHOWING  
PAIRING  
PROCESS



# WIRELESS CONTROLS



WIRELESS HAS NEVER BEEN SO **EASY**

# WIRELESS DESIGNS AS EASY AS A, B, C...



SENSORWORX®

- Provides simple, code-compliant solutions for individual room/area applications
- Hybrid wireless/wired architecture flexibility
- 80' wireless range w/o obstructions
- Supports up to 50 wireless devices per group

## A START BY CHOOSING A WIRELESS CONTROLLER

### WIRELESS WALL SWITCH CONTROLLER

#### ACCOMMODATES NEUTRAL & NO NEUTRAL INSTALLATION

This intuitive wall switch load controller requires no neutral connection or minimum load to operate.

WALL SWITCH  
LOAD CONTROLLERS



**SWX-851**

Available in 5 colors

- Enclosure is 25-40% shallower than other wall controllers (< 1" depth into wallbox)
- Configurable operational modes (e.g., occupancy, vacancy, and more)
- Intuitive momentary button
- Blue locator LED when off

### WIRELESS POWER PACK CONTROLLERS

#### SWITCHES AND DIMS FULL CIRCUITS OF LIGHTING & PLUG LOADS

These load controllers switch a full lighting or plug load, and are available with optional 0-10V dimming.

POWER PACK  
LOAD CONTROLLER



**SWX-950**  
**SWX-950-D2**  
**SWX-950-AX**  
**SWX-950-AX-D2**

20A Rated @ 120/277 VAC

- Configurable operational modes (e.g., occupancy, vacancy, and more)
- Simplifies partial on & partial off applications
- Integrated test/programming button
- Optional wired sensor & wall station connectivity (e.g., hybrid architectures)

## B ADD THE SENSOR(S) NEEDED FOR THE SPACE

### WIRELESS OCCUPANCY SENSORS

PIR OR DUAL TECH. (PIR/ACOUSTIC) DETECTION - BATTERY POWERED  
PIR models designed for a 10 year battery life, dual tech. designed for 5 year life.

- Pairs in seconds with wireless wall switch or power pack controllers
- Convenient coverage test mode
- Multiple contractor-friendly mounting styles
- Compact size & matte finish
- Integrated Daylight Harvesting (Optional)

WIDEVIEW &  
HALLWAY SENSORS

**SWX-4x1-B**  
PIR or Dual Tech  
Wide View  
Small Motion  
Coverage to 40 ft.



CEILING SENSOR

**SWX-2x1-B**  
PIR or Dual Tech  
360° Small Motion Coverage  
8-12' Mounting Heights,  
~500 ft<sup>2</sup>



**SWX-402-B**  
PIR  
Hallway View  
Long Range Coverage  
to 100 ft.

### WIRELESS DAYLIGHT SENSORS

STANDALONE DAYLIGHT SENSOR  
**SWX-250-B**  
Daylight Harvesting (Dimming) or  
On/Off Photocell Control



## C FINISH WITH REMOTE SWITCH OR DIMMER

### WIRELESS REMOTE DIMMER & SWITCH

#### INTUITIVE OPERATION & EASY-TAP BUTTONS - BATTERY POWERED

These stylish wall stations make multi-way switching and dimming applications a snap.

SWITCH & DIMMERS

**SWX-854**  
4-Button Dimmer  
& Switch

**SWX-852**  
2-Button Switch



- Pairs in seconds with wireless wall switch or power pack controllers
- Designed for 10 year battery life
- Mounts to standard wall boxes, no adapters required
- Matches modern styling of wired **SENSORWORX** wall controls

WIRELESS HAS NEVER BEEN SO **EASY**