

Creditntell



August 2021



PRIMARY

Westport Shoppes

1756 Saint Lucie West Boulevard,
Port St. Lucie, FL 34986-2504 • 12,714 SF

MONTHLY VISITS

58.5K

WESTPORT SHOPPES

MONTHLY VISITORS

26.3K

WESTPORT SHOPPES








This information is compiled from sources which Information Clearinghouse Incorporated ("ICI"), does not control and unless indicated is not verified. ICI, its principals, analysts, writers and agents do not guarantee the accuracy, completeness or timeliness of the information provided nor do they assume responsibility for the information reported herein nor for failure to report any matter omitted or withheld. This information and/or any part thereof may not be reproduced, and/or transmitted in any manner whatsoever without the written consent of ICI.

Parameters

Periodicity: August 2021
Closest %: 70 %

Location Overview

 Total Visits	58.5K	-0.08% 	 Total Visitors	26.3K
 Average Frequency	2.22		 Average Dwell	22

Industry Ranking

Rank By
Total Visits

GLA
Properties Less 30K SQFT

Geography
State

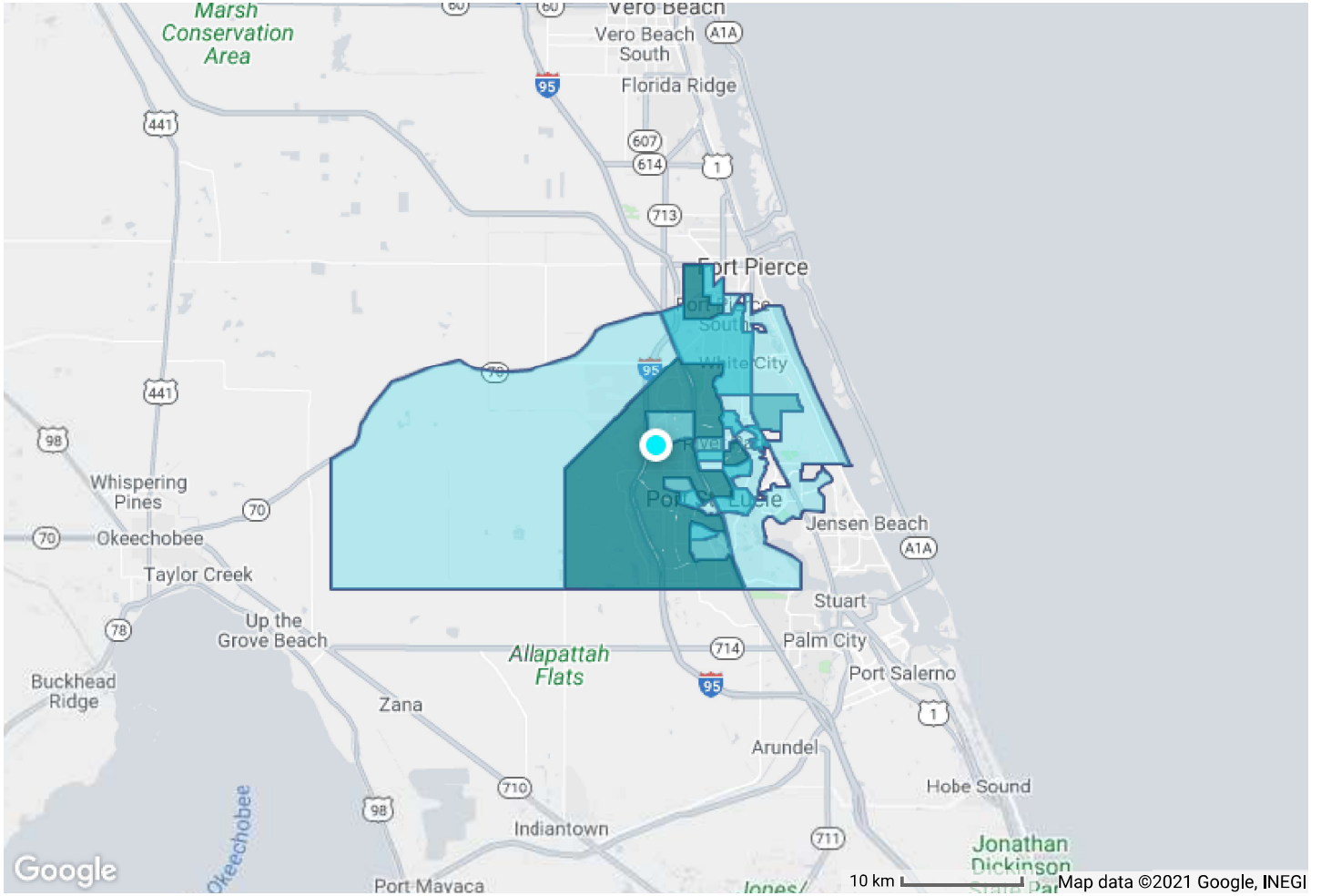
Tenant Mix



10 of 73
Westport Shoppes

Trade Area

Westport Shoppes



TRADE AREA KEY



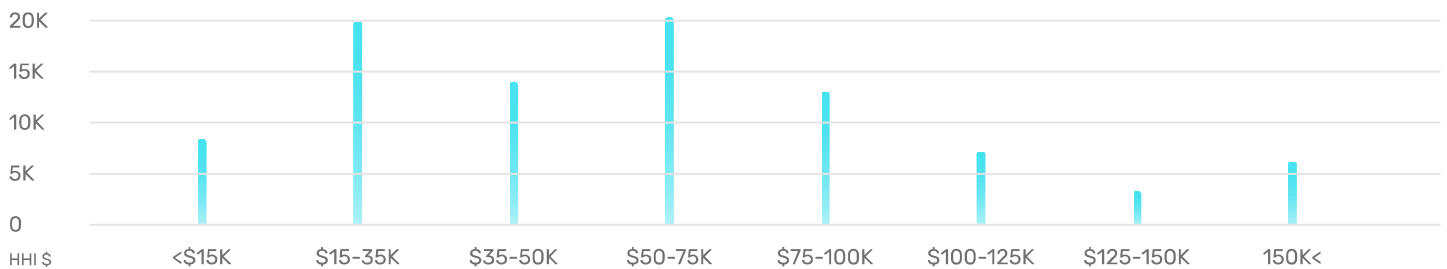
Demographics Trade Area Closest 70%

Westport Shoppes

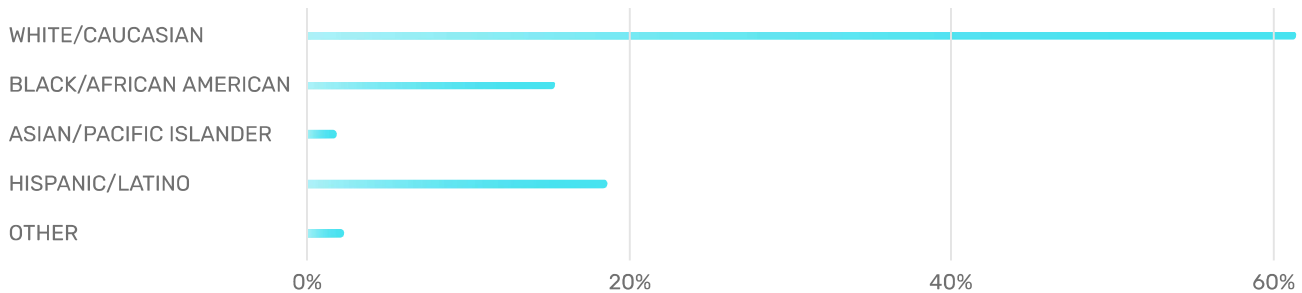
SUMMARY

	Westport Shop...
	TRADE AREA
TOTAL POPULATION	242.7K
TOTAL HOUSEHOLDS	92.5K
MEDIAN HOUSEHOLD INCOME	52.1K
AVG WEEKLY GROCERY SPEND	62

OF HH



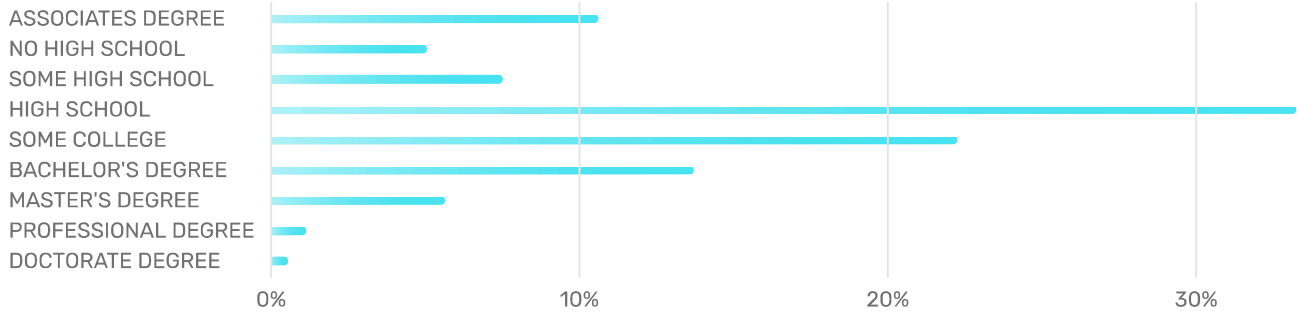
RACE (EXLD HISPANIC)



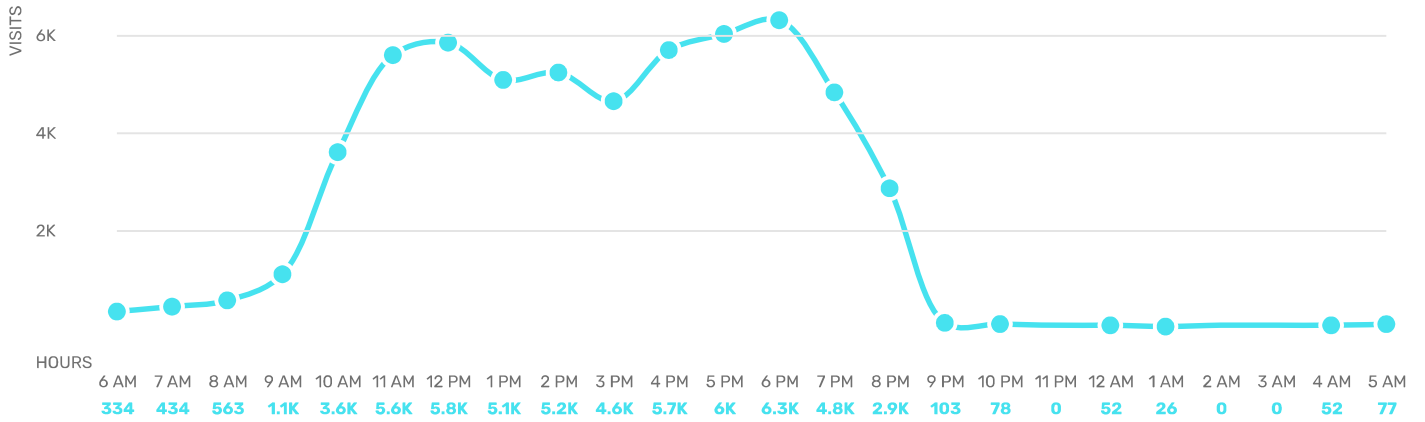
Demographics Trade Area Closest 70%

■ Westport Shoppes

EDUCATION ATTAINED

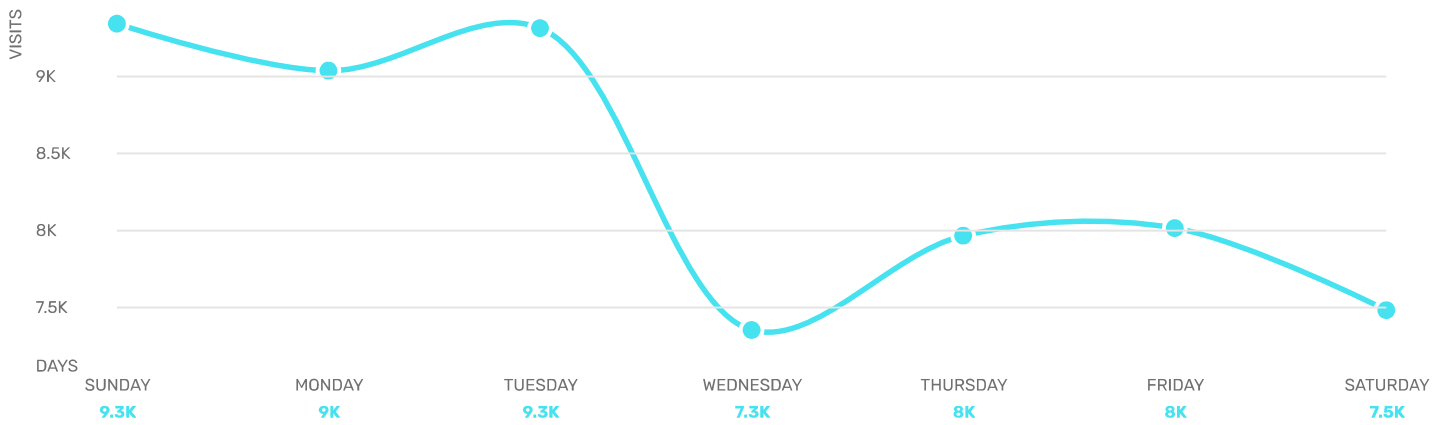


Hour of Day: Westport Shoppes



Westport Shoppes

Day of Week: Westport Shoppes



Westport Shoppes

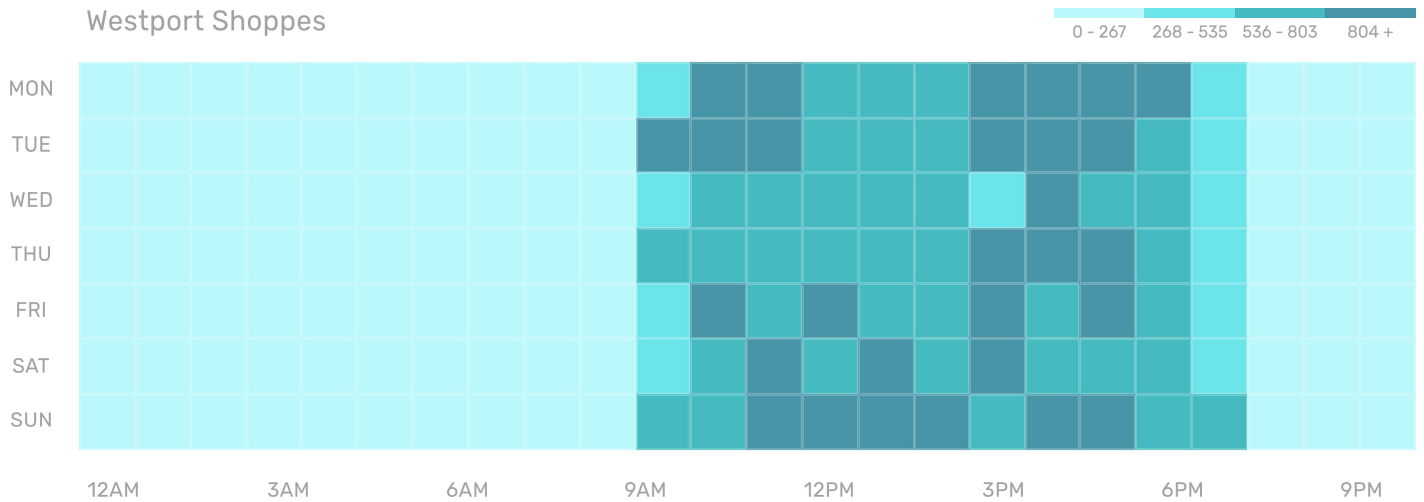
12 Month Trending: Westport Shoppes



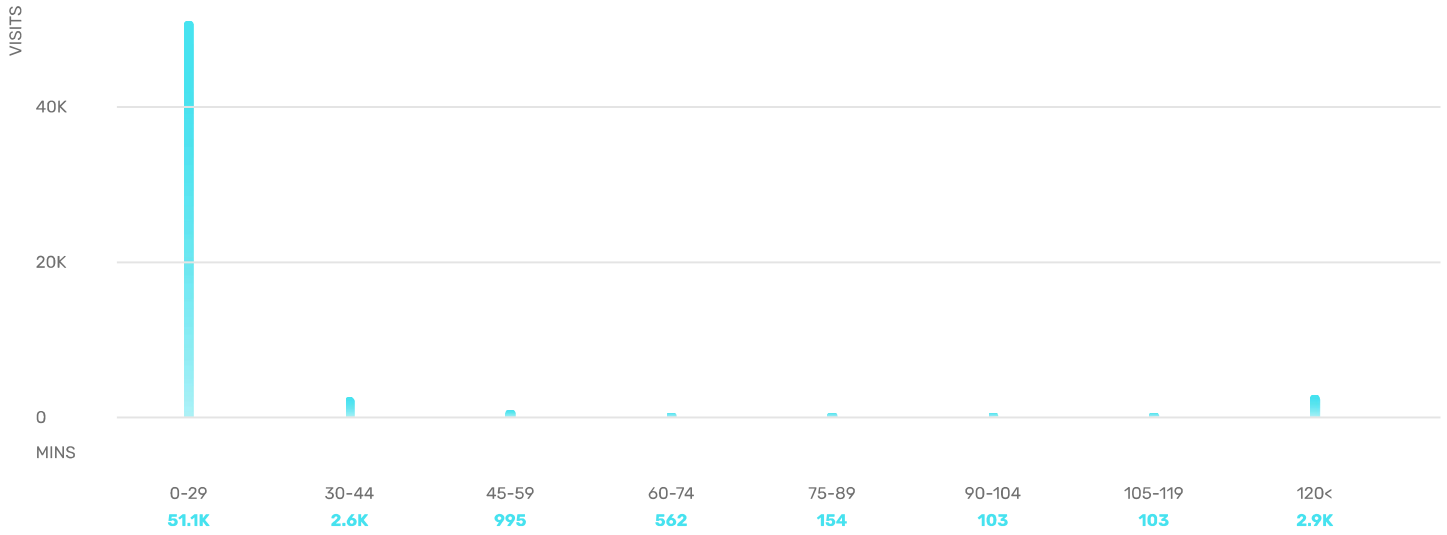
Westport Shoppes
Sep 2019 - Aug 2020
55.7K AVG Monthly Visits

Westport Shoppes
Sep 2020 - Aug 2021
59.1K AVG Monthly Visits

Average Visits - Day vs Hour: Westport Shoppes

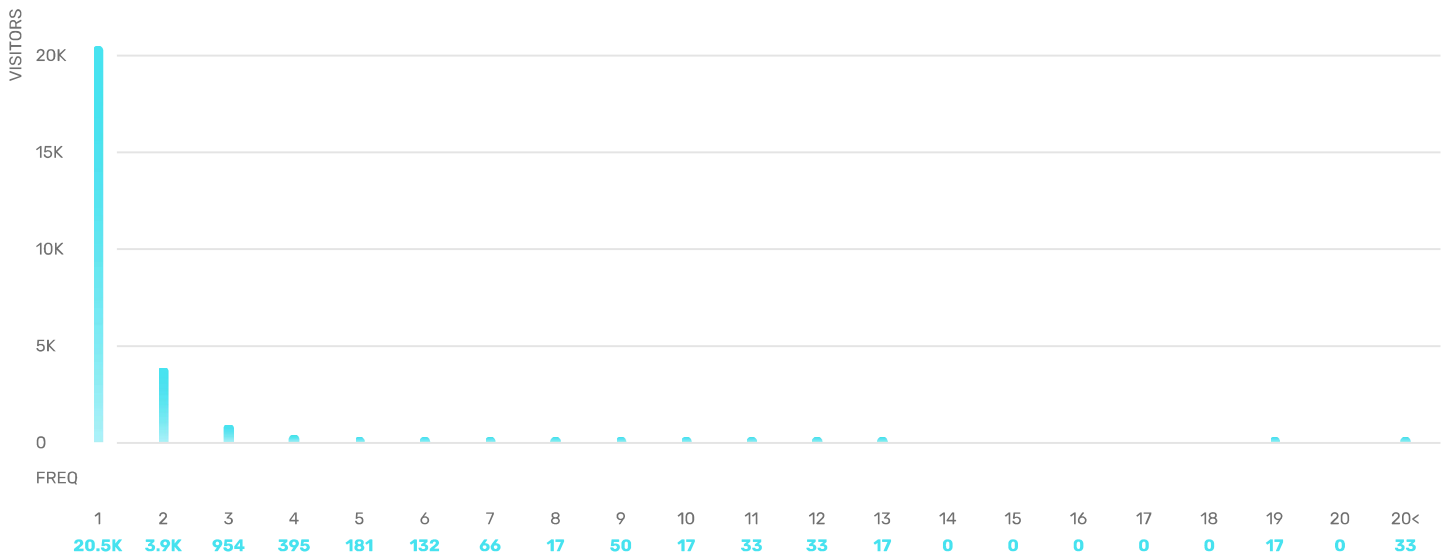


Dwell Time: Westport Shoppes



Westport Shoppes
AVG STAY: 22 MIN

Frequency: Westport Shoppes



Westport Shoppes
AVG FREQ: 2.22 VISITS






Visits by Radius: Westport Shoppes

	1 MILE	3 MILES	5 MILES	10 MILES	20 MILES	CUSTOM
Total Visits	0	10.8K	30.5K	44.5K	50.5K	—
AVG Dwell Time	N/A	18	21	22	22	—
Total Population	N/A	47.4K	144.5K	278.5K	487.3K	—
Total Households	N/A	18.2K	53.2K	106.8K	197K	—
Average Household Income	N/A	65.7K	68.6K	63.3K	71.1K	—
Median Household Income	N/A	53.8K	55K	50.2K	54.5K	—
Avg Weekly Grocery Spend	N/A	62	61	63	66	—

Visits by Drive Time: Westport Shoppes

	5MIN	10MIN	15MIN	30MIN	CUSTOM
Total Visits	572	12.2K	33.6K	48.2K	—
AVG Dwell Time	25	19	21	22	—
Total Population	2.2K	54.1K	161.1K	357.3K	—
Total Households	1.3K	20.6K	59.3K	139.9K	—
Average Household Income	69.1K	62.4K	66.9K	62.9K	—
Median Household Income	47.1K	50.9K	53.7K	49.5K	—
Avg Weekly Grocery Spend	81	61	61	62	—

Favorite Locations: Westport Shoppes

	INDUSTRY	AVG STORE SIZE	AVG VISITS	% OF SHARED CUSTOMERS ↓	TOTAL SHARED CUSTOMERS	AVG FREQ OF SHARED CUSTOMERS	DISTANCE
 Wawa 6 locations	Convenie...	6.1K	117.2K	100%	26.3K	2.87	3.6mi
 Mobil 24 locations	Convenie...	3.9K	28.3K	100%	26.3K	2.32	0.12mi
 Properties 25 locations	Properties	161.1K	140.4K	99.36%	26.1K	3.14	1.21mi
 Shell Oil 31 locations	Convenie...	3.7K	28.6K	99.24%	26.1K	2.43	0.13mi
 McDonald's US 20 locations	Restaura...	3.8K	47.9K	99.04%	26.1K	2.41	3.05mi