

# **GOLDEN GATE CONDOMINIUM ASSOCIATION, INC.**

## **440-460 POOL PROJECT – REPAIRS**

### **Florida Department of Health - Current Status Update: 12/4/2024**

According to the Florida Department of Health, our applications are currently under review with their engineering team. The Environmental Manager has advised that their engineering department will attempt to prioritize our review, but this is not guaranteed. Once the engineering review is passed, they will schedule a final inspection will be scheduled. Upon successful completion of this inspection, we will be able to open the pools.

### **Castellon Services – Contractor Pool Repairs**

#### **Pool Project Update - Expense Breakdown**

1. **Engineering Letters**
  - **Scope:** Two engineering letters provided to the Building Department for city and health inspections for both pool pumps.
  - **Cost:** \$3,600.00
2. **Pool Pump Installation**
  - **Scope:** Installation of two new pool pumps.
  - **Cost:** \$1,800.00
3. **Pool Pump Materials**
  - **Scope:** Purchase of a new pool pump.
  - **Cost:** \$2,700.00
4. **Plumbing Installation**
  - **Scope:** New plumbing installed for both pools, including new fittings.
  - **Cost:** \$950.00
5. **Flow Meter Installation**
  - **Scope:** Installation of two new 2" flow meters (materials and labor).
  - **Cost:** \$50.00
6. **Chemical Pump Feeders**
  - **Scope:** Installation of four new Stenner chemical pump feeders (materials and labor).
  - **Cost:** \$1,000.00
7. **Tablet Chlorinators**
  - **Scope:** Installation of new tablet chlorinators, including discharge hoses (materials and labor).
  - **Cost:** \$850.00
8. **Suction Outlet Main Drain Covers**
  - **Scope:** Installation of two new suction outlet main drain covers (materials and labor).
  - **Cost:** \$650.00
9. **Drain Cover Form Submittals & Violation Corrections**
  - **Scope:** Submission of DH-4159 suction outlet drain cover forms and correction of violations (labor).
  - **Cost:** \$200.00

# **GOLDEN GATE CONDOMINIUM ASSOCIATION, INC.**

## **440-460 POOL PROJECT – REPAIRS**

### **10. Tank Repairs and Fiberglass Retrofit**

- **Scope:** Repairs to two existing tanks and fiberglass retrofit installation for one existing tank.
- **Cost:** \$1,650.00

### **11. Pool Poles**

- **Scope:** Purchase and delivery of two new 16' straight pool poles.
- **Cost:** \$230.00

### **12. Life Rings**

- **Scope:** Purchase and delivery of two USCG vinyl-coated foam life rings with grab lines.
- **Cost:** \$200.00

### **13. Pool Signs**

- **Scope:** Purchase, delivery, and installation of required pool signs.
- **Cost:** \$75.00

### **14. Hayward Filters and Cartridges**

- **Scope:** Purchase and installation of four new Hayward C-1750 filters and cartridges to maintain a flow rate within 20% of the designed flow rate (98 GPM).
- **Cost:** \$475.00

### **15. Pressure/Vacuum Gauges**

- **Scope:** Installation of two pressure/vacuum gauges (materials and labor).
- **Cost:** \$65.00

### **16. Permit Expediting**

- **Scope:** Expediting electrical and plumbing permits and inspections for the Building Department.
- **Cost:** \$1,400.00

### **17. Electrical GFCI Installation**

- **Scope:** Installation of electrical GFCI units. Completed
- **Cost:** *No Cost.*

## **Beginning of the year**

- 18.** At the beginning of the year, all the pipes around the perimeter of the 440 pool was found to be corroded and leaking. These were completely replaced with new pipes to ensure proper functionality and durability.



DOH Permit No. 13-60-02524 County Miami-Dade

### Pool Owner/Operator Verification of Entrapment Safety Features

1. Name of Facility Pool: Golden Gate Condominium
2. Street Address: 440 E 23<sup>rd</sup> Street  
City: Hialeah Zip: FL Facility Phone: (305) 407-7491
3. Owner's Name: Golden Gate Condominium  
(Print Name)
4. Owner's Phone: (305) 407-7491 Email: office@goldengatecondo.com
5. Suction Outlet Drain Cover(s) as required by section 514.0315(1), FS: SPG-25-B005  
Make & Model Number: WATERWAY PLASTICS - SG640-4790 V 9" x 9"  
(You may use additional sheets if facility has more than one device or system.)  
Installation Date: \_\_\_\_\_ FL Approved Flow (GPM): \_\_\_\_\_ Life Years: \_\_\_\_\_
6. Type of Safety Device installed as required by section 514.0315(2), FS: (Check one)  
☐ a. Safety Vacuum Release System  
Make & Model Number: \_\_\_\_\_  
(Use additional sheets if facility has more than one device or system.)  
☐ b. Suction Limiting Vent System w/Tamper-Resistant Atmospheric Opening  
☐ c. Automatic Pump Shut-off System  
Make & Model Number: \_\_\_\_\_  
(Use additional sheets if facility has more than one device or system.)  
☐ d. Dual Drains (must be on the same drain line & 36" apart on center)  
☐ e. Drain Disablement (requires a construction or modification permit)  
☐ f. Gravity Drainage with Collector Tank (requires a construction or modification permit)

Installation Date: \_\_\_\_\_

Licensed pool contractor that installed the device/system:

(Installation by a FL licensed pool contractor is a requirement of s. 514.0315(2), Florida Statutes)

Name: SYNEY FIERRE  
Phone Number: 305-316-5818 License Number: \_\_\_\_\_  
E-mail: ANDRESO.CASTELLON@SERVICES.COM

7. Owner's commitment to have all safety device operation & maintenance manuals on site and readily available, and to conduct routine testing of the device/system in accordance with the manufacturer's recommendations or in accordance with state code testing requirements:

Magaly Vazquez President  
Signature of Duly Authorized Person (owner, permittee, corporate officer or registered agent.)  
Magaly Vazquez  
Print Name  
10/12/2024  
Date

STATE OF FLORIDA  
DEPARTMENT OF HEALTH  
COUNTY HEALTH DEPARTMENT  
PUBLIC POOL AND BATHING PLACE  
INSPECTION REPORT



1 of 4

**Facility Information**

**RESULT: Pool Closed**

Permit Number: 13-60-02524  
Name of Facility: Golden Gate Condo Ass.  
Address: 440 E 23 Street  
City, Zip: Hialeah 33013

**Correct By: None**  
**Re-Inspection Date: None**

Type: Public Pool > 25000 Gallons  
Owner: Golden Gate Condo Ass.  
Person In Charge: Golden Gate Condo Ass. Phone: (305) 400-2948  
PIC Email: office@goldengatecondo.com  
Pool Operator: Ricardo Rodriguez Pools Phone: (305) 321-1935

**Inspection Information**

Purpose: Routine  
Inspection Date: 7/26/2024

Begin Time: 11:00 AM  
End Time: 11:50 AM

**Additional Information**

22. Free Chlorine ..... 2.4	VOLUME ..... 33500
23. pH ..... 7.6	POOL LOAD ..... 18
24. Chlor. Stabilizer ..... 0	FLOW RATE ..... 93
33. Flowmeter ..... 0	NIGHT SWIM .....
34. Thermometer .....	FILTER TYPE ..... CP

Items checked are not in compliance with Chapter 386 or 514, Florida Statutes, or Chapter 64E-9 or 64E-10, Florida Administrative Code. These violations must be corrected by the date indicated to avoid closure, administrative fines, or other legal actions. Florida Building Code (FBC) violations are reported to the local building official, and depending upon risk severity, the Department of Health may close the pool or rescind the operating permit.

**Violation Markings**

POOL AREA	17. Rules Posted	X 32. Vacuum Cleaner-FBC
1. Water Clarity/Algae Control	X 18. Certification	X 33. Flowmeter
2. Deck/Walkways	SANITARY FACILITIES	34. Thermometer
3. Tile/Pool Finish	19. Supplies 64E-10, FAC	35. Pressure/Vacuum Gauge
4. Depth Markers-FBC	20. Clean 64E-10, FAC	36. Equip. Room
5. Handrail/Ladder-FBC	WATER QUALITY	37. Cross Connection
6. Step Markings-FBC	21. Approved Test Kit	38. Gas Chlorine Eq.-FBC
X 7. Suction Outlets-514.0315(1)	22. Free Chlor./Brom.	39. Waste Water - FBC
8. Gutter Grates/Skimmer-FBC	23. pH	40. D.E. Separator-FBC
9. Lighting	24. Chlor. Stabilizer	41. Other Equipment
10. No Dive Markings-FBC	25. Spa Requirements-ORP	X 42. Equip. Change-FBC
11. Diving Board-FBC	EQUIPMENT ROOM	43. Approved Chemicals
12. Pool Cover	26. Wading Pool-Quick Dump	44. Maintenance Log
13. Pool Side Shower-FBC	27. Water Level/Control	45. Inspection Posted
POOL SAFETY	X 28. Disinfection Feeder/Generator	46. Safety-514.0315(2)
X 14. Life Hook(s) w/Pole	X 29. pH Feeder	47. Fences/Gates- FBC
X 15. Life Ring(s) w/Rope	30. Chem. Container Label-FBC	X 48. Other
16. Safety Line	31. Filter / Pump	49. Other

NOTE: It is unlawful to modify a public pool or its equipment without prior approval from the local building department and submitting an application to DOH.

Inspector Signature:

Client Signature:

EMAILED



STATE OF FLORIDA  
DEPARTMENT OF HEALTH  
COUNTY HEALTH DEPARTMENT  
PUBLIC POOL AND BATHING PLACE  
INSPECTION REPORT



2 of 4

**General Comments**

Inspection Result: Pool Closed and Insatisfactory. (Violation #7 #14 #15 #28 #32 #42 consecutive violations for 3 routine visits

Please submit equipment modification application to correct violation #42 within (30)days of today's inspection. To review the suitability and compliance of pool equipment change, please provide form DH4159 fully completed with pictures of the modification to

MDCHDEngineeringTeam@flhealth.gov <mailto:MDCHDEngineeringTeam@flhealth.gov>.

Upon request, be prepared to provide MDCHD Engineering Team approval from jurisdictional building department for equipment modification. As per Section 454.1.10, F.B.C., all equipment changes must have prior approval from the jurisdictional building department.

Submit verification form DH4157 for Suction Outlet Drain Cover showing make/model, date of installation, approved flow rate, and life span of the drain cover. Form provided."

You may email FDOH inspector at [karel.vidal@flhealth.gov](mailto:karel.vidal@flhealth.gov) providing time-stamped photos and/or videos of corrected violations.

To receive valid renewal permit, correct existing violations.

Note: Should any photo, video, or document be deemed illegible or indecipherable, a resubmission will be requested. If we are unable to determine compliance through documents provided, a reinspection will be conducted on-site to verify corrections and a re-inspection fee will be applied to the account."

Email Address(es): [maytegoldengate@gmail.com](mailto:maytegoldengate@gmail.com);  
[maytegoldengate@gmail.com](mailto:maytegoldengate@gmail.com);  
[office@goldengatecondo.com](mailto:office@goldengatecondo.com)

DOH Web Page For Pools: <http://www.floridahealth.gov/environmental-health/swimming-pools/index.html>

Inspector Signature:

*Karel Vidal*

Client Signature:

EMAILED

STATE OF FLORIDA  
DEPARTMENT OF HEALTH  
COUNTY HEALTH DEPARTMENT  
PUBLIC POOL AND BATHING PLACE  
INSPECTION REPORT



3 of 4

**Violations Comments**

<p>Violation #7. Suction Outlets-514.0315(1) Install new main drain grate and submit verification form DH4157 for Suction Outlet Drain Cover showing make/model, date of installation, approved flow rate, and life span of the drain cover. Repeat violation</p> <p>CODE REFERENCE: Suction Outlet Covers. Section 514.0315(1), F.S.; 64E-9.008(3)(a) &amp; (10)(c); 64E-9.017(1)(e) &amp; (g). All suction outlet covers/ grates shall be maintained as properly secured, intact, tested, reported to DOH on Verification form DH4157, and in compliance with the national anti-entrapment standard cited in section 514.0315(1), F.S.</p>
<p>Violation #14. Life Hook(s) w/Pole Provide an additional Shepherd's hook. Pools over 50ft in length shall have a shepherd's hook on each of the longer sides of the pool.</p> <p>CODE REFERENCE: Life Hook with Pole. 64E-9.008(3). A shepherd's hook securely attached to a one piece pole not less than 16 feet long must be provided. The life hook must be fully accessible and visible from the pool. Pools over 50 feet in length must have a shepherd's hook along each of the longer sides of the pool.</p>
<p>Violation #15. Life Ring(s) w/Rope Provide an additional lifesaving ring. Pools over 50ft in length shall have a life ring on each of the longer sides of the pool</p> <p>CODE REFERENCE: Life Ring with Rope. 64E-9.008(3). An 18 inch diameter lifesaving ring with sufficient rope attached to reach all parts of the pool must be provided. The rope must be in good condition. The ring must be fully accessible, visible and not tied down or locked. Pools over 50 feet in length must have a lifesaving ring along each of the longer sides of the pool.</p>
<p>Violation #18. Certification 1. Pool Technician Certification Provide certification of all pool maintenance personnel. Must have copies on location and have readily available during inspection</p> <p>CODE REFERENCE: Lifeguard/Instructor/Pool Technician Certification. 64E-9.008(2); 64E-9.018. If lifeguards or swimming instructors are provided, they must be certified by the American Red Cross, YMCA, or other nationally recognized aquatic training program. Swimming instructors must also be first aid and CPR certified; and swimming instructors of developmentally disabled students must also be certified in accordance with section 514.072, F.S. Proof of a certification is required at the pool site. Unless exempt under section 514.075, F.S., pool service technicians shall be certified under a DOH approved course.</p>
<p>Violation #28. Disinfection Feeder/Generator - Reconnect and utilize disinfection feeder. Observed inoperable disinfection feeder at time of inspection</p> <p>CODE REFERENCE: Disinfection Feeder. 64E-9.008(10)(e); 64E-9.017(1). A properly sized disinfection feeder and/or generator shall be provided. Electrical pumps must be electrically interlocked with the recirculation pump. Feeders/generators must be certified under NSF/ANSI 50.</p>
<p>Violation #29. pH Feeder Reconnect and utilize pH feeder. Observed inoperable pH feeder at time of inspection</p> <p>CODE REFERENCE: pH Feeder. 64E-9.008(10)(e); 64E-9.017(1). pH adjustment feeders must be provided on all pools, and must be electrically interlocked with the recirculation pump.</p>
<p>Violation #32. Vacuum Cleaner-FBC Install spring loaded cover in vacuum inlet port. (Observed missing)</p> <p>CODE REFERENCE: Vacuum Cleaner. FBC 454.1.6.5.12. All pools shall have a vacuum cleaning system. (Except for spa and wading pools of 200 square feet or less.)</p>
<p>Violation #33. Flowmeter Install flow meter capable of reading 1/4 to 1 1/2 the designed flow rate. Observed no flowmeter at the moment of inspection (93 GPM)</p> <p>CODE REFERENCE: Flowmeter. 64E-9.008(10)(b); FBC 454.1.6.5.13. All pools shall have a functional flowmeter capable of reading from 1/2 to 1 1/2 the design flow rate.</p>
<p>Violation #42. Equip. Change-FBC Provide FDOH approval for equipment change through FDOH approval letter OR change back to originally engineered design. Observed chemical feeder change from erosion to liquid feeders. Repeat violation</p> <p>CODE REFERENCE: Equipment Change. FBC 454.1.10. All equipment changes must have prior approval from the jurisdictional building department when they have jurisdiction, or the DOH.</p>
<p>Violation #48. Other Observed expired permit Contact the FDOH in Miami Dade county for Operating Permit renewal. Observed expired permit</p> <p>CODE REFERENCE: Other. Items so marked violate sections of Chapter 64E-9 or FBC not listed above, and are explained in the comments section.</p>

Inspector Signature:

*Konrad Dutcher*

Client Signature:

*EMAILED*

STATE OF FLORIDA  
DEPARTMENT OF HEALTH  
COUNTY HEALTH DEPARTMENT  
PUBLIC POOL AND BATHING PLACE  
INSPECTION REPORT



4 of 4

Inspection Conducted By: Karel Vidal (69538)  
Inspector Contact Number: Work: (786) 654-6605 ex.  
Print Client Name:  
Date: 7/26/2024

Inspector Signature:

*Karel Vidal*

Client Signature:

EMAILED



DOH Permit No. 13-60-02403 County Miami-Dade

### Pool Owner/Operator Verification of Entrapment Safety Features

1. Name of Facility Pool: Golden Gate Condominium
2. Street Address: 460 E 23<sup>rd</sup> street  
City: Hialeah Zip: 33013 Facility Phone: (305) 407-7491
3. Owner's Name: Golden Gate Condominium Association  
(Print Name)
4. Owner's Phone: (305) 407-7491 Email: OFFICE@goldengatecondo.com
5. Suction Outlet Drain Cover(s) as required by section 514.0315(1), FS: SPG-25-8008  
Make & Model Number: WATER WAY PLASTICS - SG840-4720 V 12" x 12"  
(You may use additional sheets if facility has more than one device or system.)  
Installation Date: \_\_\_\_\_ FL Approved Flow (GPM): \_\_\_\_\_ Life Years: \_\_\_\_\_
6. Type of Safety Device installed as required by section 514.0315(2), FS: (Check one)
  - ☐ a. Safety Vacuum Release System  
Make & Model Number: \_\_\_\_\_  
(Use additional sheets if facility has more than one device or system.)
  - ☐ b. Suction Limiting Vent System w/Tamper-Resistant Atmospheric Opening
  - ☐ c. Automatic Pump Shut-off System  
Make & Model Number: \_\_\_\_\_  
(Use additional sheets if facility has more than one device or system.)
  - ☐ d. Dual Drains (must be on the same drain line & 36" apart on center)
  - ☐ e. Drain Disablement (requires a construction or modification permit)
  - ☐ f. Gravity Drainage with Collector Tank (requires a construction or modification permit)

Installation Date: \_\_\_\_\_

Licensed pool contractor that installed the device/system:

(Installation by a FL licensed pool contractor is a requirement of s. 514.0315(2), Florida Statutes)

Name: SYNEY FIERRE (CASTELLON SERVICES)

Phone Number: 305-315-5818 License Number: \_\_\_\_\_

E-mail: ANDRES@CASTELLONSERVICES.COM

7. Owner's commitment to have all safety device operation & maintenance manuals on site and readily available, and to conduct routine testing of the device/system in accordance with the manufacturer's recommendations or in accordance with state code testing requirements:

Magaly Vazquez, President

Signature of Duly Authorized Person (owner, permittee, corporate officer or registered agent.)

Magaly Vazquez  
Print Name

10/12/2024  
Date

460

STATE OF FLORIDA  
DEPARTMENT OF HEALTH  
COUNTY HEALTH DEPARTMENT  
PUBLIC POOL AND BATHING PLACE  
INSPECTION REPORT



1 of 4

**Facility Information**

**RESULT: Pool Closed**

Permit Number: 13-60-02403  
Name of Facility: Golden Gate Condo Ass.  
Address: 460 E 23 Street  
City, Zip: Hialeah 33013

**Correct By: None**  
**Re-Inspection Date: None**

Type: Public Pool > 25000 Gallons  
Owner: Golden Gate Condo Ass.  
Person In Charge: Gonzalez, Mayte Phone: (786) -260-9388  
PIC Email: office@goldengatecondo.com  
Pool Operator: MK Pools Services Phone: (305) 321-1935

**Inspection Information**

Purpose: Routine  
Inspection Date: 7/26/2024

Begin Time: 12:00 PM  
End Time: 12:50 PM

**Additional Information**

22. Free Chlorine ..... 11	VOLUME ..... 33500
23. pH ..... 8	POOL LOAD ..... 19
24. Chlor. Stabilizer ..... 0	FLOW RATE ..... 93
33. Flowmeter ..... 0	NIGHT SWIM ..... No
34. Thermometer .....	FILTER TYPE ..... CP

*Items checked are not in compliance with Chapter 386 or 514, Florida Statutes, or Chapter 64E-9 or 64E-10, Florida Administrative Code. These violations must be corrected by the date indicated to avoid closure, administrative fines, or other legal actions. Florida Building Code (FBC) violations are reported to the local building official, and depending upon risk severity, the Department of Health may close the pool or rescind the operating permit.*

**Violation Markings**

<b>POOL AREA</b>	17. Rules Posted	32. Vacuum Cleaner-FBC
1. Water Clarity/Algae Control	X 18. Certification	X 33. Flowmeter
2. Deck/Walkways	<b>SANITARY FACILITIES</b>	34. Thermometer
3. Tile/Pool Finish	19. Supplies 64E-10, FAC	X 35. Pressure/Vacuum Gauge
4. Depth Markers-FBC	20. Clean 64E-10, FAC	36. Equip. Room
X 5. Handrail/Ladder-FBC	<b>WATER QUALITY</b>	37. Cross Connection
6. Step Markings-FBC	21. Approved Test Kit	38. Gas Chlorine Eq.-FBC
X 7. Suction Outlets-514.0315(1)	22. Free Chlor./Brom.	39. Waste Water - FBC
8. Gutter Grates/Skimmer-FBC	X 23. pH	40. D.E. Separator-FBC
9. Lighting	24. Chlor. Stabilizer	41. Other Equipment
10. No Dive Markings-FBC	25. Spa Requirements-ORP	X 42. Equip. Change-FBC
11. Diving Board-FBC	<b>EQUIPMENT ROOM</b>	43. Approved Chemicals
12. Pool Cover	26. Wading Pool-Quick Dump	44. Maintenance Log
13. Pool Side Shower-FBC	27. Water Level/Control	45. Inspection Posted
<b>POOL SAFETY</b>	X 28. Disinfection Feeder/Generator	46. Safety-514.0315(2)
X 14. Life Hook(s) w/Pole	X 29. pH Feeder	47. Fences/Gates- FBC
X 15. Life Ring(s) w/Rope	30. Chem. Container Label-FBC	X 48. Other
16. Safety Line	31. Filter / Pump	49. Other

**NOTE:** It is unlawful to modify a public pool or its equipment without prior approval from the local building department and submitting an application to DOH.

Inspector Signature:

*Kandi J. [Signature]*

Client Signature:

*EMAILED*

STATE OF FLORIDA  
DEPARTMENT OF HEALTH  
COUNTY HEALTH DEPARTMENT  
PUBLIC POOL AND BATHING PLACE  
INSPECTION REPORT



2 of 4

**General Comments**

Inspection Result: Pool Closed . (Violation #5 #22 #23 #28  
consecutive violations for 3 routine visits #7 #42

Please submit equipment modification application to correct violation #42 within (30)days of today's inspection. To review the suitability and compliance of pool equipment change, please provide form DH4159 fully completed with pictures of the modification to

MDCHDEngineeringTeam@flhealth.gov <mailto:MDCHDEngineeringTeam@flhealth.gov>

. Upon request, be prepared to provide MDCHD Engineering Team approval from jurisdictional building department for equipment modification. As per Section 454.1.10, F.B.C., all equipment changes must have prior approval from the jurisdictional building department.

Submit verification form DH4157 for Suction Outlet Drain Cover showing make/model, date of installation, approved flow rate, and life span of the drain cover. Form provided."

You may email FDOH inspector at [karel.vidal@flhealth.gov](mailto:karel.vidal@flhealth.gov) providing time-stamped photos and/or videos of corrected violations.

To receive valid renewal permit, correct existing violations.

Note: Should any photo, video, or document be deemed illegible or indecipherable, a resubmission will be requested. If we are unable to determine compliance through documents provided, a reinspection will be conducted on-site to verify corrections and a re-inspection fee will be applied to the account."

Email Address(es): [maytegoldengate@gmail.com](mailto:maytegoldengate@gmail.com);  
[maytegoldengate@gmail.com](mailto:maytegoldengate@gmail.com);  
[office@goldengatecondo.com](mailto:office@goldengatecondo.com)

DOH Web Page For Pools: <http://www.floridahealth.gov/environmental-health/swimming-pools/index.html>

**Violations Comments**

Violation #5. Handrail/Ladder-FBC

Provide approval letter to ensure equipotential bonding has been inspected and verified by jurisdictional building authority per FBC 454.1.10.4.2 for the new ladder installation.

Repeat Violation

CODE REFERENCE: Handrail/Ladder, FBC 454.1.2.5.1 & .5. Handrails must be provided for all pool steps and must be securely anchored in the pool deck and the bottom step. "Figure Four" handrails must be securely anchored in the pool deck and must extend to the bottom step. Ladders must be provided and must be securely anchored in the pool deck and must rest against the pool wall with a 3 to 6 inch clearance.

Violation #7. Suction Outlets-514.0315(1)

Submit verification form DH4157 for Suction Outlet Drain Cover showing make/model, date of installation, approved flow rate, and life span of the drain cover.

Repeat Violation

CODE REFERENCE: Suction Outlet Covers, Section 514.0315(1), F.S.; 64E-9.008(3)(a) & (10)(c); 64E-9.017(1)(e) & (g). All suction outlet covers/ grates shall be maintained as properly secured, intact, tested, reported to DOH on Verification form DH4157, and in compliance with the national anti-entrapment standard cited in section 514.0315(1), F.S.

Inspector Signature:

Client Signature:

EMAILED



STATE OF FLORIDA  
DEPARTMENT OF HEALTH  
COUNTY HEALTH DEPARTMENT  
PUBLIC POOL AND BATHING PLACE  
INSPECTION REPORT



3 of 4

**Violation #14. Life Hook(s) w/Pole**

- Provide an additional Shepherd's hook. Pools over 50ft in length shall have a shepherd's hook on each of the longer sides of the pool.

CODE REFERENCE: Life Hook with Pole. 64E-9.008(3). A shepherd's hook securely attached to a one piece pole not less than 16 feet long must be provided. The life hook must be fully accessible and visible from the pool. Pools over 50 feet in length must have a shepherd's hook along each of the longer sides of the pool.

**Violation #15. Life Ring(s) w/Rope**

Provide an additional lifesaving ring. Pools over 50ft in length shall have a life ring on each of the longer sides of the pool

CODE REFERENCE: Life Ring with Rope. 64E-9.008(3). An 18 inch diameter lifesaving ring with sufficient rope attached to reach all parts of the pool must be provided. The rope must be in good condition. The ring must be fully accessible, visible and not tied down or locked. Pools over 50 feet in length must have a lifesaving ring along each of the longer sides of the pool.

**Violation #18. Certification**

Provide certification of pool maintenance personnel. Must have copies on location and have readily available during inspection.

Repeat violation

CODE REFERENCE: Lifeguard/Instructor/Pool Technician Certification. 64E-9.008(2); 64E-9.018. If lifeguards or swimming instructors are provided, they must be certified by the American Red Cross, YMCA, or other nationally recognized aquatic training program. Swimming instructors must also be first aid and CPR certified; and swimming instructors of developmentally disabled students must also be certified in accordance with section 514.072, F.S. Proof of a certification is required at the pool site. Unless exempt under section 514.075, F.S., pool service technicians shall be certified under a DOH approved course.

**Violation #22. Free Chlor/Brom.**

Maintain Chlorine levels between 1-10ppm. Chlorine levels out of acceptable range at time of inspection

CODE REFERENCE: Free Chlorine/Bromine. 64E-9.004(1); 64E-9.017(1). Free chlorine level must be between 1-10.0 mg/L (parts per million) in conventional swimming pools, inclusive; or 1½-6 ppm available bromine. Unconventional pools such as swim-up bars, wading, special purpose, water recreation attraction pools and IWFs must maintain 2-10 mg/L free chlorine, or 3-6 mg/L available bromine. Spa pools levels must be 2-5 mg/L free chlorine or 3-6 mg/L available bromine. Except that: for indoor conventional swimming pools, the maximum disinfectant residuals is 5 mg/L chlorine or 6 mg/L bromine. Pool owner must prohibit pool use when water quality is outside these parameters.

**Violation #23. pH**

Maintain pH levels between 7.0-7.8. Observed pH levels out of acceptable range at time of inspection

Repeat violation

CODE REFERENCE: pH. 64E-9.004(1); 64E-9.017(1). The pH in all pools shall be maintained between 7.0 and 7.8, inclusive. Pool owner must prohibit pool use when water quality is outside these parameters.

**Violation #28. Disinfection Feeder/Generator**

- Reconnect and utilize disinfection feeder. Observed inoperable disinfection feeder at time of inspection

CODE REFERENCE: Disinfection Feeder. 64E-9.008(10)(e); 64E-9.017(1). A properly sized disinfection feeder and/or generator shall be provided. Electrical pumps must be electrically interlocked with the recirculation pump. Feeders/generators must be certified under NSF/ANSI 50.

**Violation #29. pH Feeder**

Reconnect and utilize pH feeder. Observed inoperable pH feeder at time of inspection

CODE REFERENCE: pH Feeder. 64E-9.008(10)(e); 64E-9.017(1). pH adjustment feeders must be provided on all pools, and must be electrically interlocked with the recirculation pump.

**Violation #33. Flowmeter**

Install flow meter capable of reading ½ to 1½ the designed flow rate. Observed no flowmeter at the moment of inspection (93 GPM)

CODE REFERENCE: Flowmeter. 64E-9.008(10)(b); FBC 454.1.6.5.13. All pools shall have a functional flowmeter capable of reading from 1/2 to 1½ the design flow rate.

**Violation #35. Pressure/Vacuum Gauge**

Provide effluent pressure gauge on return line.

Repeat violation

CODE REFERENCE: Pressure/Vacuum Gauges. 64E-9.008(10)(d). All vacuum filter systems shall have a functional vacuum gauge before the pump. All pressure filter systems shall have a functional pressure gauge mounted before and after the filter.

**Violation #42. Equip. Change-FBC**

Provide FDOH approval for equipment change through FDOH approval letter OR change back to originally engineered design. Observed addition of liquid disinfection and pH feeders (Stenner) at the time of inspection.

Repeat Violation

- Provide FDOH/FBD approval for equipment change. Observed a pump change FROM Sta Rite DMG TO Pentair WhisperFlo

CODE REFERENCE: Equipment Change. FBC 454.1.10. All equipment changes must have prior approval from the jurisdictional building department when they have jurisdiction, or the DOH.

Inspector Signature:

*[Handwritten Signature]*

Client Signature:

*EMAILED*

STATE OF FLORIDA  
DEPARTMENT OF HEALTH  
COUNTY HEALTH DEPARTMENT  
PUBLIC POOL AND BATHING PLACE  
INSPECTION REPORT



4 of 4

Violation #48. Other Observed expired permit  
Contact the FDOH in Miami Dade county for Operating Permit renewal. Observed expired permit  
CODE REFERENCE: Other. Items so marked violate sections of Chapter 64E-9 or FBC not listed above, and are explained in the comments section.

Inspection Conducted By: Karel Vidal (69538)  
Inspector Contact Number: Work: (786) 654-6605 ex.  
Print Client Name:  
Date: 7/26/2024

Inspector Signature:

Handwritten signature of the inspector, Karel Vidal.

Client Signature:

EMAILED



**City of Hialeah**  
**Building Department**  
501 Palm Ave, 2nd Floor  
Hialeah, FL 33010  
Monday - Friday  
7:30 AM - 3:15 PM  
PH: 305-883-5825

PERMIT NO: PLMULTI-015486-2024  
DATE PRINTED: September 23, 2024

# PERMIT CARD

## WARNING TO OWNER:

**YOUR FAILURE TO RECORD A NOTICE OF COMMENCEMENT MAY RESULT IN YOUR PAYING TWICE FOR IMPROVEMENTS TO YOUR PROPERTY. A NOTICE OF COMMENCEMENT MUST BE RECORDED AND POSTED ON THE JOB SITE BEFORE THE FIRST INSPECTION. IF YOU INTEND TO OBTAIN FINANCING, CONSULT WITH YOUR LENDER OR AN ATTORNEY BEFORE RECORDING YOUR NOTICE OF COMMENCEMENT.**

JOB ADDRESS: 440-460 E 23 ST  
PERMIT TYPE: Plumbing (Multi-Family)  
WORKCLASS: Alterations  
VALUATION: \$1,400  
AREA (SQ FT): 175.00

## CONTRACTOR

Amat Fernandez  
Infinity at your Service  
7864439590

## OWNER

Magalys Vazquez  
Golden Gate Condominium  
460 E 23rd St  
Hialeah, FL 33013  
(305)400-2948



**Sign on to the Online Portal for any Inspection Request or for General Information:**

<https://hialeahfl-energovpub.tylerhost.net/apps/selfservice>

I understand that this permit is subject to the Building Ordinance and all other Ordinances of the City of Hialeah, Laws of the State of Florida and Rules and Regulations of the Building Division applicable thereto. A copy of approved plans and specifications must be kept at building site during progress of the work. All employers of labor are subject to provisions of the State of Florida Workmen's Compensation Act.

## NOTICE

**OCCUPANCY AND USE NOT AUTHORIZED UNTIL FINAL INSPECTION IS COMPLETED.**

**THIS CARD MUST BE AT JOB SITE AT ALL TIMES.**

## ATTENTION:

**In addition to the requirements of this permit, there may be additional restrictions applicable to this property that may be found in the public records for this County.**


**SEPARATE PERMITS MAY BE REQUIRED FOR WORK OTHER THAN DESCRIBED ABOVE.**





Permit Number: PLMULTI-015486-2024

Add to Cart



Permit Details | Tab Elements | Main Menu

^

Type:	Plumbing (Multi-Family) Alterations/Repairs	Status:	Complete
Applied Date:	09/10/2024	Project Name:	
District:	2	Issue Date:	09/23/2024
Square Feet:	175.00	Expire Date:	04/28/2025
		Valuation:	\$1,400.00
		Finalized Date:	10/29/2024
Description:	Repair to pool plumbing & electrical filter/ pump change		

- Summary
- Locations
- Fees
- Reviews
- Inspections
- Attachments
- Contacts
- Sub-Records

Existing Inspections | Request Inspections | Optional Inspections | Next Tab | Permit Details | Main Menu

Existing Inspections

Sort

Description ▾

View Inspection	Description	Status	Request Date	Scheduled Date	Inspector	Action
<a href="#">INSP-036764-2024</a>	Final - Plumbing	Passed	10/29/2024	10/29/2024	Acosta Freddy	
<a href="#">INSP-036434-2024</a>	Rough - Plumbing	Passed	10/24/2024	10/24/2024	Acosta Freddy	
<a href="#">INSP-036432-2024</a>	Sewer Connection	Passed	10/24/2024	10/24/2024	Acosta Freddy	
<a href="#">INSP-036430-2024</a>	Underground - Plumbing	Passed	10/24/2024	10/24/2024	Acosta Freddy	
<a href="#">INSP-036431-2024</a>	Water Pipe	Passed	10/24/2024	10/24/2024	Acosta Freddy	
<a href="#">INSP-036433-2024</a>	Water Service	Passed	10/24/2024	10/24/2024	Acosta Freddy	

Optional Inspections

Description
No records to display.

15486-2024

440-460 E 23 ST

## JOB COPY

City of Hialeah Building Department Plan Review		
	Approval	Date
Zoning		
Building		
Fire		
Fire 2		
Structural		
Electrical	9/09/11/2024	
Mechanical		
Energy		
Plumbing		9/11/24
Flood		
Approved Subject to Compliance with all Laws as to Federal, State, and City Codes.		
Separate Permits are Required for Electrical, Plumbing, Mechanical, and Roofing Work.		
Approved Plans Must be on the Job Site at all times.		



**City of Hialeah**  
**Building Department**  
501 Palm Ave, 2nd Floor  
Hialeah, FL 33010  
Monday - Friday  
7:30 AM - 3:15 PM  
PH: 305-883-5825

PERMIT NO: ELEMUL-015960-2024  
DATE PRINTED: September 25, 2024

# PERMIT CARD

## **WARNING TO OWNER:**

**YOUR FAILURE TO RECORD A NOTICE OF COMMENCEMENT MAY RESULT IN YOUR PAYING TWICE FOR IMPROVEMENTS TO YOUR PROPERTY. A NOTICE OF COMMENCEMENT MUST BE RECORDED AND POSTED ON THE JOB SITE BEFORE THE FIRST INSPECTION. IF YOU INTEND TO OBTAIN FINANCING, CONSULT WITH YOUR LENDER OR AN ATTORNEY BEFORE RECORDING YOUR NOTICE OF COMMENCEMENT.**

JOB ADDRESS: 440-460 E 23 ST  
PERMIT TYPE: Electrical (Multi-Family)  
WORKCLASS: Alteration/ Repairs  
VALUATION: \$0  
AREA (SQ FT): 0.00

## **CONTRACTOR**

FELIX A NEGRIN  
IPOWER ELECTRICAL CONTRACTOR LLC  
14614 SW 12 LN  
Miami, FL 33184  
7863591569

## **OWNER**

Magalys Vazquez  
Golden Gate Condominium  
460 E 23rd St  
Hialeah, FL 33013  
(305)400-2948



**Sign on to the Online Portal for any Inspection Request or for General Information:**

<https://hialeahfl-energopub.tylerhost.net/apps/selfservice>

I understand that this permit is subject to the Building Ordinance and all other Ordinances of the City of Hialeah, Laws of the State of Florida and Rules and Regulations of the Building Division applicable thereto. A copy of approved plans and specifications must be kept at building site during progress of the work. All employers of labor are subject to provisions of the State of Florida Workmen's Compensation Act.

## **NOTICE**

**OCCUPANCY AND USE NOT AUTHORIZED UNTIL FINAL INSPECTION IS COMPLETED.**

**THIS CARD MUST BE AT JOB SITE AT ALL TIMES.**

**ATTENTION:**

**In addition to the requirements of this permit, there may be additional restrictions applicable to this property that may be found in the public records for this County.**

**SEPARATE PERMITS MAY BE REQUIRED FOR WORK OTHER THAN DESCRIBED ABOVE.**



October 10, 2024

Hialeah Building Department

Property Address: 440 East 23 Street

RE: Pool Pump Letter

To Whom It May Concern:

This letter is to inform you that I have personally visited and inspected the above aforementioned property. Upon visual inspection, I inspected the pool pump equipment change and find that it complies with the latest FBC 2023 8<sup>th</sup> edition.

As a result of my inspections, I have determined to the best of my knowledge, ability, and observation to the extent reasonably possible, that the installations are in compliance with above and sound from a constructibility standpoint. Therefore, your consideration for approval is requested.

Thanking you in advance for your prompt attention to this matter.

If you have any questions, please do not hesitate to contact our office at your earliest convenience.

Respectfully,

Jose A. Martinez  
PE31509



Digitally signed by  
Jose A. Martinez  
DN: c=US,  
st=Florida, l=Miami,  
o=MEC Design  
Consultants, Inc.,  
cn=Jose A.  
Martinez,  
email=info@mecde  
signmiami.com  
Date: 2024.10.10  
16:03:28 -04'00'





October 10, 2024

Hialeah Building Department

Property Address: 460 East 23 Street

RE: Pool Pump Letter

To Whom It May Concern:

This letter is to inform you that I have personally visited and inspected the above aforementioned property. Upon visual inspection, I inspected the pool pump equipment change and find that it complies with the latest FBC 2023 8<sup>th</sup> edition.

As a result of my inspections, I have determined to the best of my knowledge, ability, and observation to the extent reasonably possible, that the installations are in compliance with above and sound from a constructibility standpoint. Therefore, your consideration for approval is requested.

Thanking you in advance for your prompt attention to this matter.

If you have any questions, please do not hesitate to contact our office at your earliest convenience.

Respectfully,

Jose A. Martinez  
PE31509



# **GOLDEN GATE CONDOMINIUM ASSOCIATION, INC.**

## **POOL PROJECT MANAGEMENT UPDATES**

### **Pool Status Update (SEE ATTACHED PICTURES)**

#### **1. Fiberglass Retrofit of the Pool Tank**

- 460 - The pool tank has undergone a significant retrofit. Instead of purchasing a costly new tank, the existing tank was emptied and restored using fiberglass, essentially creating a new tank within the old one. This approach ensures proper circulation of entry and exit flows, providing a cost-effective and durable solution.

#### **2. Replacement of Key Pool Equipment**

- 440 - Several key pieces of equipment were replaced:
  - **Pool Pump:** A 440 Flopro pump has been upgraded to a 2.7 HP SpeedSet & Aux, improving energy efficiency and performance.
  - **Stenner Feeders:** These were replaced to ensure precise chemical dosing and maintain water quality.
  - **Chlorinator:** The top chlorinator was also replaced to optimize chlorine distribution and ensure proper sanitization.

#### **3. Electrical and Plumbing Repairs**

- 440 & 460 - In addition to the equipment replacements, ongoing electrical and plumbing issues are being addressed to ensure the overall functionality and safety of the pool system.

In summary, the pools at the 440 & 460 location have undergone major improvements, including the replacement of critical components, fiberglass restoration of the tank, and necessary electrical and plumbing repairs to enhance overall performance and longevity. It is still a work in progress. We will keep you updated on completion and opening date.





## Fiberglass Retrofit of the Pool Tank

460 Location - The pool tank has undergone a significant retrofit. Instead of purchasing a costly new tank, the existing tank was emptied and restored using fiberglass, essentially creating a new tank within the old one. This approach ensures proper circulation of entry and exit flows, providing a cost-effective and durable solution.



**City of Hialeah**  
**Building Department**  
Palm Avenue 2nd Floor Hialeah, FL 33010  
Phone: (305) 883-5825  
Email: [buildingdepartment@hialeahfl.gov](mailto:buildingdepartment@hialeahfl.gov)  
Hours: Monday-Friday / Counter Service 7:30 a.m. - 3:15 p.m.

Permit # **PLMULTI-015486-2024**

Service link:  
[viewerhost.net/apps/selfservice#/home](https://viewerhost.net/apps/selfservice#/home)

must be submitted through the online portal.

**IMPORTANT NOTICE**

Request inspection portal by 3 pm

inspection.

You can meet with Reviewer's at the permit office until 8:30 a.m.

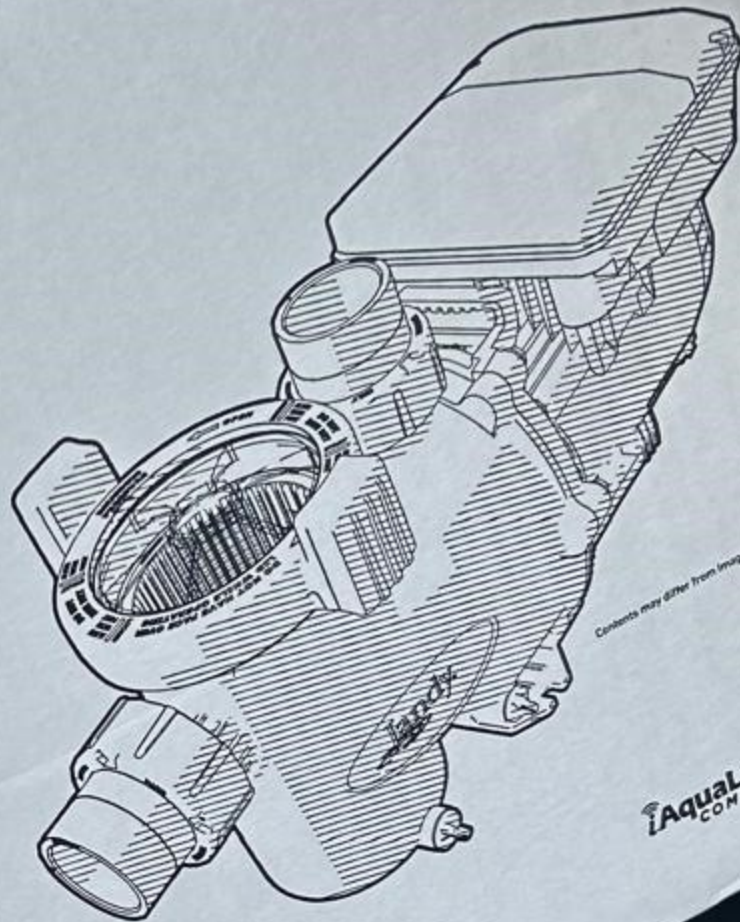
Applications for permit is not is

Permits expire last APPROVED





**Jandy.**  
**VS FLOPRO™**  
VARIABLE SPEED PUMP



Contents may differ from image shown

**AquaLink™**  
COMPATIBLE



**WARNING / AVERTISSEMENT / ADVERTENCIA**

**FOR YOUR SAFETY:** This product must be installed and serviced by a contractor who is licensed and qualified to install and maintain this type of equipment. Failure to follow the instructions may result in property damage, personal injury or death. Read and understand the instructions before installing, using, or servicing this product. Do not use this product if you are not qualified to do so. Do not use this product if you are not qualified to do so. Do not use this product if you are not qualified to do so.

**AVERTISSEMENT:** Ce produit doit être installé et entretenu par un professionnel qualifié et autorisé à installer et entretenir ce type d'équipement. L'absence de suivi des instructions peut entraîner des dommages matériels, des blessures personnelles ou la mort. Lisez et comprenez les instructions avant d'installer, d'utiliser ou d'entretenir ce produit. Ne pas utiliser ce produit si vous n'êtes pas qualifié pour le faire. Ne pas utiliser ce produit si vous n'êtes pas qualifié pour le faire. Ne pas utiliser ce produit si vous n'êtes pas qualifié pour le faire.

**ADVERTENCIA:** Este producto debe ser instalado y mantenido por un contratista calificado y autorizado para instalar y mantener este tipo de equipo. El no seguir las instrucciones puede resultar en daños materiales, lesiones personales o la muerte. Lea los instructivos antes de instalar, usar o mantener este producto. No use este producto si usted no está calificado para hacerlo. No use este producto si usted no está calificado para hacerlo. No use este producto si usted no está calificado para hacerlo.














THIS PUMP MUST BE INSTALLED WITH  
A TWO-, MULTI-, OR VARIABLE-SPEED  
PUMP MOTOR CONTROLLER

Jandy  
VSPLOPRO

AVERTISSEMENT

Whisper































Degree of Protection IP67

## Interlocking safety switches

[Overview](#)

[Selection Guide](#)

[Product List](#)

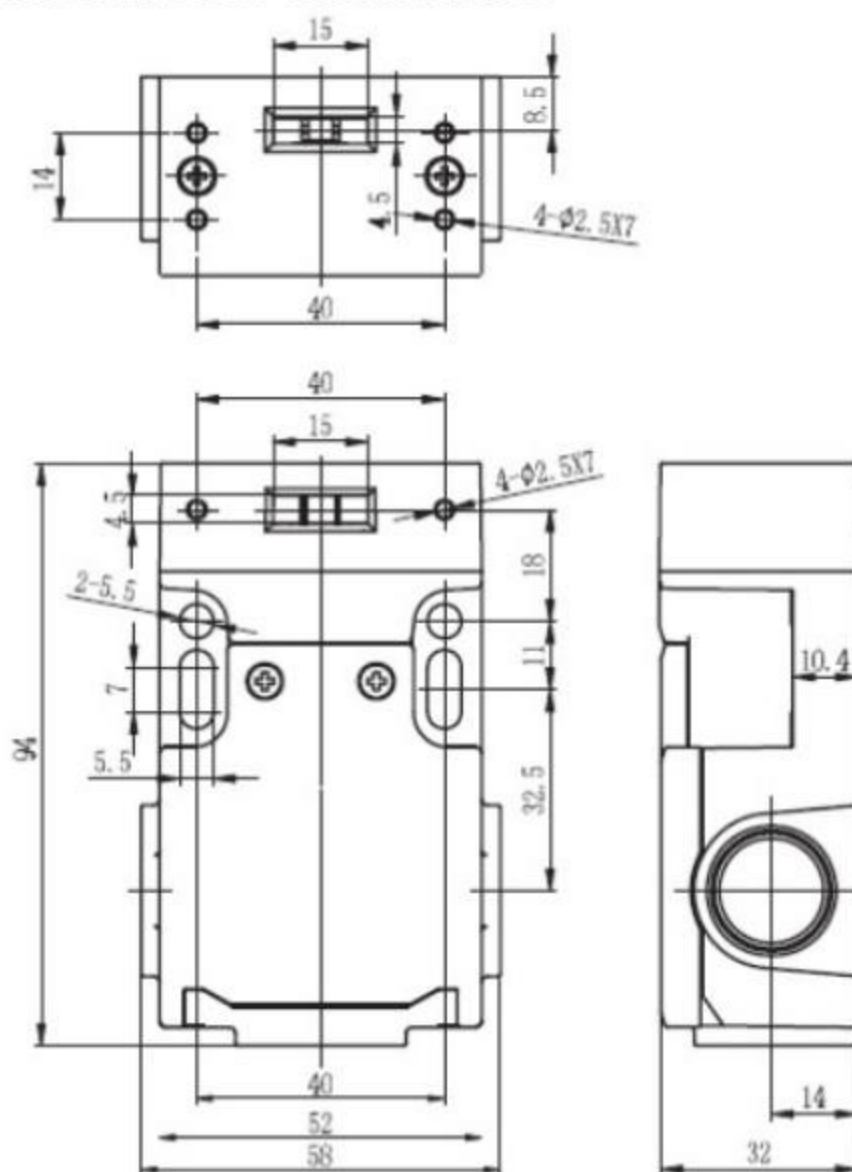
[Download](#)

### Interlocking Safety Switches

#### Features:

- \* Galvanically separated contacts
- \* Screw terminals with self-lifting clamp for easy wiring
- \* Positive Opening of NC contacts
- \* 4 x 90° actuator positions
- \* Horizontal or Vertical Operation

#### Installation dimensions:



#### Specifications:

Operating Speed: 0.05mm-0.5m/sec

Operating Frequency: Mechanical:120ops/min Electrical: 30ops/min

Insulation Resistance: >100MΩ @ 500V DC

Rated Current/Voltage: 10A/600V AC (EN60947-5-1)

Electrical Rating: UL/cUL Listed(E216958) for AC15 A600/ DC13 Q300

Service Life: Mechanically 10,000,000, Electrically 500,000

Operating Temperature: -25~80°C(-13~176°F) without formation of ice

Degree of protection: IP65/IP67









