

1997-1998 OFFICERS

President	Nan Allison
Vice-President	Shelley Glass
Secretary	Lucille Rinehart
Treasurer	Lindsay Rhyne
Historian/Photographer	Pam Poag

GARDENER'S PRAYER

J.H. Filmore

Let us, O God,
Look to the tree and the flower
For the beauty and serenity of orderly living.
As each in its season,
Depending wholly upon Thee for development,
Arrives at perfection--
So may each of us in simplicity and trust,
Work out the divine pattern of her being.
And help us to achieve in living, O God,
The same harmony and loveliness
That we strive for in gardening,
Exemplifying in both
The beauty of holiness.



1997-1998 SUSTAINING MEMBERS



Mrs. Hugh Causey (Betty)	204 McAdenville Road	825-7179
Mrs. Wayne Coggins (Nancy)	102 Heritage Court	825-3182
Mrs. David B. Frye (Virginia)	Belair Health Center 2065 Lyon Street Gastonia, NC 28052	854-3828
Mrs. William F. Gaston (O'Neil)	137 William Forrest Lane Gastonia, NC 28056	827-2985
Mrs. Dennis Gray (Kat)	1412 Gaither Road	825-8861
Mrs. W. T Hall, Jr. (Miriam)	Courtland Terrace Room 73-A 2600 Aberdeen Boulevard Gastonia, NC 28054	
Mrs. Jean Herlong	2385 Erika Lane	
Mrs. T. Marion Hunter (Mary Margaret)	P. O. Box 592 South Point Road	825-2283
Mrs. Archie Lineberger, III (Anne)	203 North Main Street	825-3097
Mrs. W.A. Mason (Chick)	Covenant Village Room B149 1351 Robinwood Road Gastonia, NC 28054	864-8456
Mrs. J. Crawford Poad (Snookie)	921-7 Nottingham Drive Gastonia, NC 28054	867-3938
Mrs. Mary J. Pustrom	309 North Central Avenue	825-5599
Mrs. Henry H. Rankin (Helen)	19 Todd Street	825-2675
Mrs. James G. Steele (Libba)	204 Dogwood Lane	825-2307
Mrs. George W. Stowe (Kathryn)	210 Merewood Road	825-5354
Mrs. Joseph S. Stowe (Janice)	P.O. Box 24 210 South Central Avenue	825-3189

1997-1998 ACTIVE MEMBERS

Mrs. Stanford H. Allison (Nan)	316 North Main Street	825-7021
Mrs. R. Wayne Baird (Allison)	308 South Main Street	825-8284
Mrs. Ron Barnes (Marty)	307 South Central Avenue	825-1845
Mrs. Richard Boyce (Kathleen)	112 Dorie Drive	825-4568
*Mrs. Pat Buskill (Judy)	108 Heritage Court	829-7536
Mrs. William P. Carstarphen (Carol)	11 Circle Drive	825-8783
Mrs. Curtis W. Elliott (Maggie)	410 Glen Arbor Drive	825-5758
Mrs. Gregory Glass (Shelley)	1924 Chesterfield Drive	825-0110
*Mrs. Marley Gray (Anne)	329 South Fork Drive	825-3633
Mrs. Robert R. Hixson, Jr. (Anne)	Five Kingston Street	825-1779
Mrs. Thomas Hunter, Jr. (Patti)	213 Merewood Road	825-5558
*Mrs. Wade Jones (Amy)	9 Cedar Street	829-6203
Mrs. Jeff Lemond (Laura)	220 Mellon Road	825-7490
Mrs. Clay Lemons (Sandy)	5100 Samuel Pinckney Dr.	825-9085
Mrs. David G. Locklear (Sheila)	115 Dorie Drive	825-6011
Mrs. Jamie Massey (Suzy)	100 Nancy Hanks	825-5299
Mrs. Tom Pennington (Kim)	115 South Fork Drive	825-7640
Mrs. Steve Presley (Laura)	115 North Central Avenue	825-8437
Mrs. James C. Poag, III (Pam)	118 Creek Hollow Trail	829-0524
Mrs. Jeff Rhyne (Lindsay)	9 South Central Avenue	825-4727
Mrs. David Rinehart (Lucille)	5400 Amanda Lane	825-3613

Mrs. Ken Rivera (Kim)	61 Bowen Drive	825-4946
Mrs. Arthur M. Rose (Myra)	28 West Woodrow Avenue	825-5311
Mrs. Denis Stokes (Felice)	110 Moore Drive	825-1510
Mrs. Robert L. Stowe, III (Chris)	P.O. Box 232 135 North Main Street	825-1235
Mrs. Graves Upchurch (Catherine)	111 West Woodrow Ave.	825-8141
*Mrs. Monroe Whitesides (Sandy)	106 Crossing Avenue	825-8274

1997-1998 COMMITTEES

*Denotes new members

BEAUTIFICATION:

Allison Baird - Chair
Laura Lemond - Chair
Laura Presley - Chair

COMMUNICATION:

Kim Pennington

MEMBERSHIP:

Sheila Locklear

PROGRAM:

Shelley Glass

PROJECT (Wreaths):

Patti Hunter - Chair
Lindsay Rhyne (Treas. assisted by
Nan Allison and Sheila Locklear)
Judy Buskill
Carol Carstarphen
Nancy Coggins
Maggie Elliott
O'Neil Gaston
Anne Gray
Jean Herlong
Helen Rankin
Chris Stowe



YEARBOOK:

Anne Hixson

PUBLICITY:

Pam Poag (Historian)
Lucille Rinehart (Secretary)

SPECIAL PROJECTS:

RESEARCH NEW \$ PROJECTS
Kathleen Boyce
Shelley Glass
Kim Rivera
Felice Stokes
Catherine Upchurch

CITY RELATIONSHIP/ RECYCLING

Anne Lineberger
Janice Stowe

THERAPY/SERVICE:

IN-REACH

Marty Barnes
Betty Causey
Kat Gray
Myra Rose

OUT-REACH

Suzy Massey - Chair
Amy Jones
Mary Margaret Hunter
Sandy Lemons
Mary Pustrom
Libba Steele
Sandy Whitesides

PAST CLUB PRESIDENTS

Helen Blanton (Mrs. T.R.)	1950-1951
Helen Rankin (Mrs. Henry H.)	1951-1952
Sara Stowe (Mrs. Ben M.)	1952-1953
Mary Sue Howe (Mrs. George M.)	1953-1954
Mildred Ford (Mrs. J. Paul)	1954-1955
Anne Hall (Mrs. W. M., Jr.)	1955-1956
Sara Ratchford (Mrs. William C.)	1956-1957
Ethel Rhyne (Mrs. Marshall H.)	1957-1958
Mary Margaret Hunter (Mrs. T. Marion)	1958-1959
Virginia Frye (Mrs. David B.)	1959-1960
Kathryn Stowe (Mrs. George W., Jr.)	1960-1961
Eloise Daughtridge (Mrs. J.E.)	1961-1962
Snookie Poag (Mrs. J. Crawford)	1962-1963
Louise Odom (Mrs. W.L.)	1963-1964
Mary Edna Dixon (Mrs. George N.)	1964-1965
Mary Margaret Hunter (Mrs. T. Marion)	1965-1966
Virginia Frye (Mrs. David B.)	1966-1967
Ethel Rhyne (Mrs. Marshall H.)	1967-1968
Myra Rose (Mrs. Arthur M.)	1968-1969
Mary Sue Howe (Mrs. George M.)	1969-1970
Betty Howe (Mrs. Harold R.)	1970-1971
Mildred Ford (Mrs. J. Paul)	1971-1972
Ann Dunnagan (Mrs. Harold M.)	1972-1973
Jean Dixon (Mrs. Neely F.)	1973-1974
Anne Lineberger (Mrs. A.C., III)	1974-1975
Kathryn Gray (Mrs. Dennis L.)	1975-1976
Myra Rose (Mrs. Arthur M.)	1976-1977
Mary Margaret Hunter (Mrs. T. Marion)	1977-1978
Eloise Dautridge (Mrs. J. E.)	1978-1979
Elizabeth Steele (Mrs. James G.)	1979-1980
Betty Howe (Mrs. Harold R.)	1980-1981
Jean Hodges (Mrs. George L., Jr.)	1981-1982
Janice Stowe (Mrs. Joseph S.)	1982-1983
Miriam Hall (Mrs. W.T., Jr.)	1983-1984
Helen Rankin (Mrs. Henry H.)	1984-1985
Celeste Mason (Mrs. William A.)	1985-1986
Carolyn Taylor (Mrs. Robert W.)	1986-1987
Jo Payne (Mrs. J. Ike)	1987-1988
Anne Lineberger (Mrs. A.C., III)	1988-1989
Chris Stowe (Mrs. R.L., III)	1989-1990
Virginia Frye (Mrs. David B.)	1990-1991
Miriam Hall (Mrs. W.T., Jr.)	1991-1992
Betty Causey (Mrs. Hugh W., Jr.)	1992-1993
Fran Howe (Mrs. David J.)	1993-1994
Lucille Rinehart (Mrs. David A.)	1994-1995
Janice Stowe (Mrs. Joseph S.)	1995-1996
Helen Rankin (Mrs. Henry H.)	1996-1997



1997-1998 PROGRAMS

DATE	TIME	PLACE	PROGRAM/EVENT	HOSTESSES
September 18	9:30	210 South Central Ave. (Home of Janice Stowe)	Kick-Off and 'Roses' with Ann Efird and tour of Janice's garden.	Betty Causey Helen Rankin Myra Rose Janice Stowe
October 16	9:30	First Presbyterian Church	Fall Planting	Jean Herlong Mary Margaret Hunter Libba Steele
November 20	9:30	First Baptist Church	Make your own Christmas arrangement with Vicki Seiber (Cost \$20)	Kathleen Boyce Maggie Elliott Kim Rivera
December 1	9:30	First Presbyterian Church	Wreath Delivery (followed by a box lunch)	Marty Barnes Laura Lemond Laura Presley Lucille Rinehart
January 15	9:30	1924 Chesterfield Drive (Home of Shelley Glass)	Membership Auction Fundraiser (Bring that Christmas gift that may be someone else's treasure.)	Allison Baird Amy Jones Shelley Glass Felice Stokes
February 20	9:30	First Baptist Church	'Garden Design and Soil Preparation' with Jim Deason (slide show)	Sandy Lemons Sheila Locklear Patti Hunter
March 19	9:30	Stowe Botanical Gardens	Make your own Miniature Garden Trough (Cost \$10) (Need gloves, small bucket, and disposable board.)	Carol Carstarphen Anne Gray Pam Poag Sandy Whitesides
April 16	9:30	135 North Main Street (Home of Chris Stowe)	Rain or shine, blooming or not ... Tour Chris' garden (Bring a friend)	Anne Lineberger Kim Pennington Lindsay Rhyne Chris Stowe
May 21	9:30	First Presbyterian Church	Spring Planting	Nancy Coggins O'Neil Gaston Kat Gray Mary Pustrom
May 28	6:00	316 North Main Street (Home of Nan Allison)	End of Year Picnic Dinner with Spouse (Bring a picnic dinner for four.)	Nan Allison Judy Buskill Anne Hixson Suzy Massey Catherine Upchurch

New Members

Mrs. Pat Buskill (Judy)
Mrs. Marley Gray (Anne)
Mrs. Wade Jones (Amy)
Mrs. Monroe Whitesides (Sandy)





ROSES!!

with Ann Efird



ROSE CARE

Planting: Plant in full sun or where garden receives at least six hours of sun. Dig holes 18" deep and wide. Make a cone in center of hole by piling dirt up. Mix dirt with peat and add sand to encourage good drainage. Place bare-rooted plant over cone, spreading roots downward. Backfill hole with dirt to within 2" of soil level. Water well. Then fill in remainder of hole with dirt and pile dirt half way up the bush making an inverted cone-like mound. If planting in early spring, the spring rains will wash again the coned up dirt. If not, when bush starts putting out leaves, remove mulch gradually.

Watering: Roses need two inches of water per week. If rain does not show that much by a rain gage, then water by hand. It is best to use no nozzle and wet the soil around the drip line of each bush, trying to avoid wetting leaves.

Mulch: It is important to cover beds with mulch. Pine needles are good, as they tend to make the soil acidic. Mulching keeps the soil moist and also keeps weeds in check.

Pruning: Keep all dead wood cut out, any time of year. At Thanksgiving, prune bushes about hip level. This not only looks neater, but also keeps tall bushes from breaking in an ice storm or with a heavy snow, and from blowing in the winter wind and loosening the root structure. After danger of frost, usually early March, prune established bushes to 12", or more, until pith is completely white, with no dark centers. You can go all the way to the bud union if necessary. Keep 3 or 4 good strong canes. Apply Elmer's Glue to the cut stems. Just squeeze the glue on the cut. This helps keep bugs from penetrating.

Spring clean-up: Rake out all mulch from previous year, as disease can winter over. Make a small trench around each bush at the drip line and scatter in each:

Osmocote 18-6-12: 1/2 cup per bush. This is a slow-release fertilizer and one application in spring in all you need. (Sometimes I give a handful of 10-10-10 after each blooming cycle, but usually only in mid-summer.)

Uramite: ^{1/4} cup per bush. This is a nitrogen supplement. The granular is better than the powdered form, as the wind blows the powder as you are applying it.


Epsom Salts: 1/4 cup per bush. After applying these three, recover the trench. Cover bed with new mulch and water everything into the soil.

Spraying: You must spray weekly. A mixture of Orthene, an insecticide, and Funginex, a fungicide, is what we use. This is available already mixed together and known as Orthenex, but it is more expensive to buy it that way. For spider mites, which are microscopic and live under the leaves, use AVID-1 nosedropper per gallon of mixed spray. This is very expensive (\$226 per quart at last purchase), but you can share with another rosarian. Spider mites, if not controlled, can defoliate your bushes. For blackspot, you can use Rubigan, another expensive product. We just bear with the Japanese beetles, knowing that they do not stay very long. We are not badly affected with infestation.

Cutting: As you cut blooms, make your cut at a 45° angle slanting upward and outward, just above a 5 leaf-leaflet, and this encourages more blooms. Try to tea-cup your bush as you cut, opening up the middle of the bush for better air circulation and more sunlight penetration. Cut early in the morning or after sundown when sugar content is highest in the stem.

Happy Gardening!!

Ann Efird




DISBUDDING

For larger blooms, nip off side buds, leaving the terminal bud to develop.

DEADHEADING

Prune faded blossoms, cutting above second five leaflet stem.

Deadheading



Removing a sucker

© 1985 Spring Hill

- 1 Remove Soil 12"-18" Room for natural root spread



- 2 Mix 1/2 organic material



- 3 Bud union at ground level (1"-2" below for cold areas)



Roots over soil mound

- 4 Fill 2/3 full of soil, tramp down.



- 5 Fill remaining depression with water to ground level and let it soak into soil.



- 6 Fill with soil, firm gently.



- 7 Mound remaining soil, and water, 8"-10"



- 8 When buds swell, remove soil mound.



A town and ^{BELMONT} country tradition

For the past 50 years, the Town and Country Garden Club of Belmont has been doing benefit projects. This holiday season they are selling hundreds of wreaths, with the money going to Belmont downtown beautification.

Above, Mary Margaret and Elizabeth Stelle put bows on wreaths. At left, Lane Poag, 2, looks at a number of pretty bows at First Presbyterian Church in Belmont. Below left, Amy Gray smiles as she works on a wreath.

Gazette photos by Kermit Hull





Meeting Reminder

Town & Country Garden Club

January 15, 1998

9:30 am

At the home of Shelly Glass

1924 Chesterfield Drive


Home & Garden Auction

Please send or bring an item!

(ie. Crafts, baked goods, potted plants, gardening tools, gloves, cuttings, etc.)

Please RSVP by 1/13 if you are planning to attend this meeting.

Shelly Glass - 825-0110





Meeting Reminder

Town & Country Garden Club

February 19, 1998

9:30 am

First Baptist Church

Fellowship Hall

*Presenter: Jim Deason
Soil Preparation and Garden Design*

Regrets for Attending Meeting

Shelly Glass - 825-0110



Sheila Locklear

Jim Deason



Garden club speaker

Jim Deason was the recent speaker at the Town and Country Garden Club meeting in Belmont. He's pictured above with hostess Sheila Locklear and program chairman Shelly Glass. Deason, of Deason Landscape and Irrigation, presented an informative slide show on garden design. He also answered members' questions about lawn and garden care. The meeting was hosted by Locklear, Patti Hunter and Sandy Whitesides.

**Meeting Reminder
Town & Country Garden Club**

March 19th, 1998
9:30 am
Stowe Botanical Gardens

Make Your Own Miniature Garden Trough!

Please bring \$10, gloves, small bucket, disposable board.
If you wish to attend this workshop you must respond by March 17th!

Please call Shelly Glass 825-0110


**Meeting Reminder
Town & Country Garden Club**

April 16th, 1998
9:30 am
At the home of Chris Stowe

Home & Garden Tour

Please bring a friend!

Please call Shelly Glass 825-0110 by April 13th to respond



*Meeting Reminder
Town & Country Garden Club*

*May 21st, 1998
9:30 am
First Presbyterian Church*

SPRING PLANTING II

Please attend!

*Please call Laura Presley at 825-8437
if you will not be attending.*





United States
Postal Service

18 May, 1998

Town and Country Garden Club
115 North Central Avenue
Belmont, North Carolina 28012

Dear Mrs. Presley:

I would like to take this opportunity on behalf of all the employee's at the Belmont Post Office to thank you and, everyone involved with the beautiful gardening that your club does. The flowers are beautiful. That's the first thing you see when you drive up. It really adds beauty to the area.

Please thank everyone involved. If I can be of any assistance to any one, please do not hesitate to call on me.

Sincerely yours;

David C. Ball, Jr.
David C. Ball, Jr.
Postmaster
Belmont, NC 28012

PS: Special thanks to the gentleman
who does the planting.