

AR-725 (E-V2 / E-V2-M) Illuminated Touch-pane Access Controller

Standard 

Option 



AR-725 (E-V2) : PC

AR-725 (E-V2-M) : Zinc Alloy+PC

AR-725 (E-V2-M) : Metal frame to avoid violence

TTL or RS-485 serial output for various application and lift control

Capacity to connect with fire call points to release all doors under emergency

Auto-lock of the keypad for 30 Sec. after continuous failed operation by 3 times

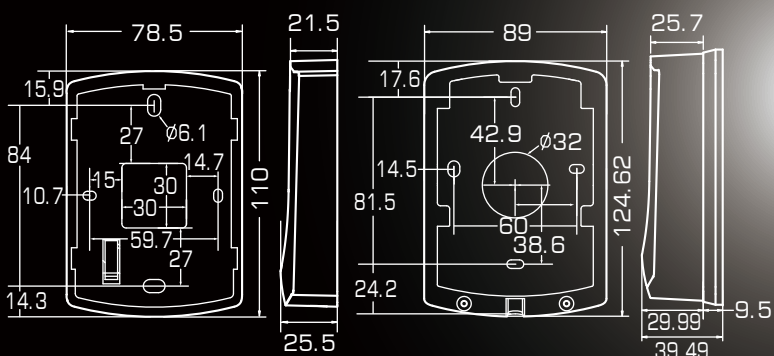
Patented Relay design can avoid the door opened by any vibration or mis-trigger




Dimensions (mm)

AR-725 (E-V2)


AR-725 (E-V2-M)



Networking/Time attendance



Lift Control



Application

Parking Management



Connect various serial devices



Specification

Frequency	125KHz	13.56MHz	Dual Band
Standard	EM Standard	ISO14443A Option ISO15693 DESFire PSAM NFC	EM Standard ISO14443A Option ISO15693 DESFire PSAM NFC
Reading Range (Depends on Tags)	V2 5-15cm	V2-M 2-9cm	2-5cm 2-4cm
Power Supply	10-24VDC		
Power consumption	<5W		
Communication Interface	RS-485+Ethernet		
Baud Rate	9600 bps(N,8,1)+10/100M Base T		
Temperature	-20°C to +60 °C		
Digital Input	Egress(R.T.E.) x 2 / Door contact x 2		
Relay Output	Lock Relay		
Lock Relay Time	ON/OFF, 0.1-600 Sec.		
Alarm Time	Toggle, 1-600 Sec.		
Tamper Switch	Limit Switch (Form C)		
User Capacity	16,000		
Event log	32,000		
External Reader	1 Wiegand Port		
Anti-pass-back	Yes		
Lift Control	64 Floors, 16,000 Users		
Serial port	Yes		
Real Time Clock	Yes		
Transistor Output	Arming LED / Alarm / Duress / WG Lock Relay / Security trigger signal		
Ingress Protection	IP55		
Indicator	1 Bi-Color LED & 1 Beeper		
Keypad Material	Illuminated Touch-panel		
Housing Material	PC (V2) / Zinc Alloy+PC (V2-M)		
Time Zone	63		
Operation Mode	Standalone/ Networking		
Color	Black / Gray / Silver Option: White/Blue/Green/Yellow/Orange/Red		
Dimensions (mm)	110(L)X79(W)X26(H) (V2) 125(L)X89(W)X30(H) (V2-M)		
Weight (g)	165±10 (V2) / 510±10 (V2-M)		

Structure

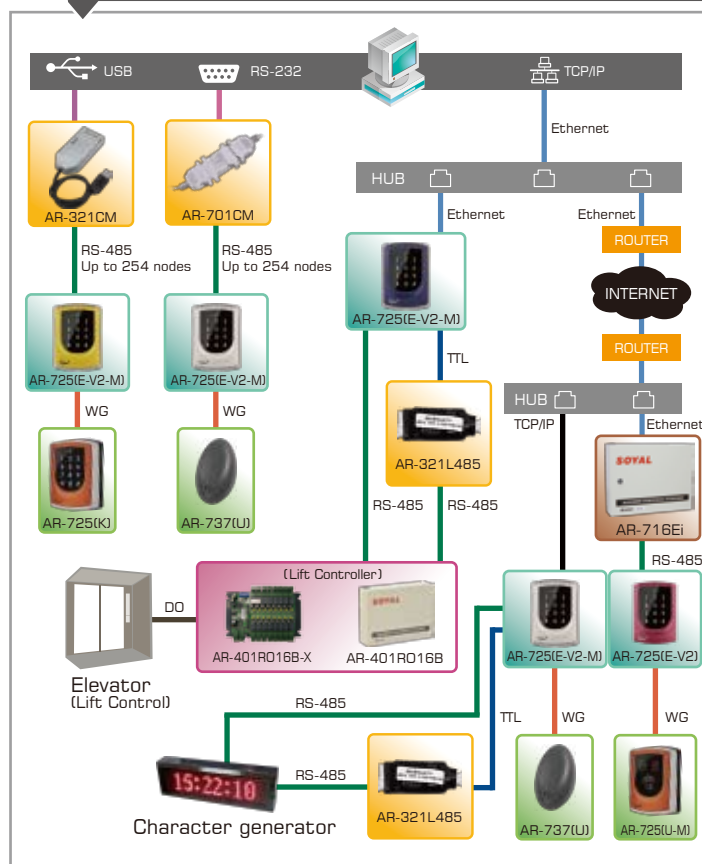


Diagram of double door control

