

# ABCrosby & Company, Inc.





OEM Products Division

*Contract Manufacturing of Wood & Laminated Products*




ABCrosby & Company is the supplier of choice by manufacturers, distributors, and dealers, both large and small. Our customers rely on us to build laminated, veneer, solid wood and solid surface components to their specifications. Our products can be found around the world in factories, hospitals, military installations as well as residential, commercial and retail locations. We have the capacity to fulfill both high and low volume orders with speed and agility and offer competitive pricing with expedited delivery for time-sensitive applications. ABCrosby offers high quality products built to your specifications in the time frame you need them. If you have a special requirement or idea, we can work with you. Call us for a quote or to discuss your particular needs.

## Workbench Tops and Shelves

ABCrosby's OEM Products Division offers a complete line of work bench tops and shelves tailored specifically for your unique application. ABCrosby workbench products offer high impact resistance and durability and are used in a large range of light industrial or assembly settings.

 <p>Work Surface with a Waterfall Edge</p>  <p>Anti-Static Laminate Top with T-Mold</p>	<p><b>Standard Construction:</b></p> <p>Sizes: 24" x 12" wide to 144" long x 60" wide and 1 1/4", 1 1/2 or 1 3/4 " thick,</p> <p>Particle board, MPF or Plywood Core</p> <p>Standard backing is .020 paper backer sheet.</p> <p>Phenolic backer sheet available</p> <p>Self-edging is either laminate or matching PVC tape, Other edging options include T-Mold and Wood.</p>	<p>Standard Laminates: Formica, WilsonArt Standard or Nevamar Static Dissipative - or any other laminate specified by our customers</p> <p>Other laminates are quoted separately. Specialty laminates include</p>  <p>Industrial Tops with Full Bullnose</p>  <p>High Wear Flame Resistant Chemical Resistant</p> <p>Custom features include Cut-outs, borings and shapes. Grounding terminals, Tight Joint fasteners Backsplashes</p>
---	---	---

## Panel Manufacturing Capabilities

<p><b>Laminated Panels</b></p>  <p>We manufacture high pressure laminate components edged with laminate, wood, t-mold and PVC edge tape. We work with any laminate as well as sheet metal, rubber sheets, and vinyl on a core of particle board, MDF, plywood, and metal.</p>	<p><b>Particle Board, MDF &amp; Plywood</b></p>  <p>The OEM Products Division can produce components using particle board, MDF, Melamine or plywood in variety of sizes and shapes to meet your specifications.</p>	<p><b>Veneer</b></p>  <p>We produce veneer wood components in a variety of sizes, shapes, and wood species with a variety of edge style per your specifications. Standard veneer tops are 1 1/4" thick using a plywood and particle board base for stability.</p>
--	---	--

# Work Benches - Built to Your Design

## Industrial Grade Manufacturer

When a Fortune 500 manufacturer was looking for a vendor to supply the laminated tops and shelves for their work bench product line, they turned to ABCrosby.



ESD Laminated Work Bench Tops with Bullnose Edge

The customer needed high quality work benches and shelves built to meet their customers' specifications with a one week turnaround. ABCrosby stepped up and made it happen. ABCrosby is now this customer's sole source for laminated tops and shelves as well as particle board cores for their metal wrap benches.

## The Easy Choice for Tough Jobs

A manufacturer of rugged test and measurement equipment needed a laminated top for their equipment. Their test equipment is designed to work in the most demanding environments. The manufacturer needed a work top, which would survive as well as their equipment. After reviewing their options, this customer chose ABCrosby to manufacture those tops.



## Standard Work Top Edge Styles

Edge Picture	Type	Description
	A	Laminate Edge (Self Edge)
	ABN	Laminate Bullnose Edge (Self Edge)
	B	1 1/4" Thick Wood Edge under Laminate
	C	1 1/4" Thick with 1 3/4" Laminate Drop Edge under Laminate (Self Edge)
	E	1 1/4" Thick PVC or Metal T-Mold Edge (3" Radius Corners)
	F	1 1/4" Thick x 1/2" Wide Wood Frame Edge (Picture Frame)

Contact us to discuss your custom laminate or edge style designs. We work with WilsonArt, Formica, Nevamar, Pionite, LaminArt, Arborite, Lab Design and other laminates.

## Additional Manufacturing Capabilities

### Solid Wood Products



ABCrosby offers a full range of solid wood plank tops in variety of sizes, shapes and wood species to meet your specifications. We can stain the wood per customer specifications and finish with two coats of conversion varnish.

### Solid Surface Products



ABCrosby provides work bench tops, shelves and other products made with solid surface materials. We can also make panels using other specialty materials including metal, vinyl, Quartz and Marmoleum.

### Furniture Components



ABCrosby OEM Products Division manufactures high quality table tops and other components for furniture manufacturers.