



ROYAL WOOD

PREMIUM MATERIALS FOR
SAUNA WALL PANELS AND
BENCH BOARDS.

royal-wood.com

ROYAL WOOD

Royal Wood is a premium timber supplier from Latvia, specialising in high-quality wood products for saunas, exterior cladding and decking. We provide a full cycle of production, starting with sawing logs, drying, edging and cross-cutting timber and finishing with planing the material to precise profiles.

Our range covers a wide selection of wood species including Aspen, Alder, Spruce and Radiata, as well as thermally modified materials: Thermo Aspen, Thermo Alder, Thermo Radiata, Thermo Taeda, Thermo Pine, Thermo Spruce and Thermo Ash, giving our clients the freedom to choose the right material for every project and application.

Our sauna range includes wall panels and bench boards crafted from carefully selected species, resin free, defect free and smooth to the touch, designed to perform beautifully in high heat and humidity. Our cladding and decking materials brings the warmth and character out like nothing else.

+371 20681708

Matrožu iela 7a,

LV-1048,



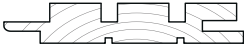


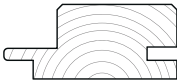


Rīga, Latvia

adrians@royal-wood.com




Fifty shades of wood, crafted to your vision. Elegant wall panels and sauna bench boards play a key role in shaping atmosphere and comfort. Our collection is designed to help you create calm, harmonious spaces that support relaxation and well-being. All products are crafted from carefully selected wood materials. Suitable for both sauna and indoor use, the material is precisely pre-dried or thermo-modified to achieve minimal moisture content, then smoothly planed for a flawless, natural finish and a pleasant tactile feel.

PANELS

| PRODUCT | WOOD TYPE | THICKNESS (mm) | WIDTH (mm) | COVERING WIDTH (mm) |
|---|--|----------------|------------|---------------------|
| <p>DVS</p>  | Aspen, Alder, Thermo aspen, Thermo alder | 15 | 45 | 36 |
| | | 15 | 70 | 61 |
| | | 15 | 90 | 81 |
| | | 15 | 120 | 111 |
| | | 15 | 150 | 141 |
| | Thermo radiata | 18 | 140 | 130 |
| | | 18 | 185 | 175 |
| <p>PRP F-1</p>  | Aspen, Alder, Thermo aspen, Thermo alder | 15 | 70 | 61 |
| | | 15 | 90 | 81 |
| <p>SRP F-2</p>  | Aspen, Alder, Thermo aspen, Thermo alder | 15 | 70 | 61 |
| | | 15 | 90 | 81 |
| <p>SRP F-3</p>  | Aspen, Alder, Thermo aspen, Thermo alder | 15 | 90 | 81 |
| <p>KYTE S</p>  | Thermo radiata, Thermo taeda | 20 | 140 | 128 |
| <p>STEP</p>  | Aspen, Alder, Thermo aspen, Thermo alder | 28 | 65 | 56 |
| <p>STP</p>  | Aspen, Alder, Thermo aspen, Thermo alder | 15 | 45 | 36 |
| | | 15 | 70 | 61 |
| | | 15 | 90 | 81 |
| <p>STV</p>  | Aspen, Alder, Thermo aspen, Thermo alder | 15 | 70 | 61 |
| | | 15 | 90 | 81 |


PANELS




DVS / 15x70 / Thermo Alder



SHP / 28x65 / Aspen




KYTE S / 20x140 / Thermo Radiata




STP / 15x70 / Alder

BENCH BOARDS

| PRODUCT | WOOD TYPE | THICKNESS (mm) | WIDTH (mm) |
|---------|-------------------------------|----------------|----------------------|
| SHP | Aspen | 22 | 34/42/45 |
| | Thermo aspen | 28 | 45/65/90/120/140/150 |
| | | 21 | 65/80/90/120 |
| | Thermo aspen, Thermo alder | 28 | 45/65/90/120/140 |
| | Thermo radiata | 26 | 140/185 |
| | Thermo pine | 26 | 115/140 |



SHP / 21x65 / Thermo Aspen



SHP / 28x90 / Thermo Aspen & Aspen




BENCH BLOCK / 43x200 / Thermo Aspen





BENCH BLOCK / 43x200 / Aspen


BENCH BLOCK

| PRODUCT | WOOD TYPE | THICKNESS (mm) | WIDTH (mm) | LENGHT (mm) |
|---|--|----------------|------------|-------------|
| BENCH BLOCK  | Aspen, Alder, Thermo aspen, Thermo alder | 43 | 160 | 1750 |
| | | | | 2350 |
| | | | | 2950 |



| | | | | |
|---|--|----|-----|------|
| BENCH BLOCK  | Aspen, Alder, Thermo aspen, Thermo alder | 43 | 200 | 1750 |
| | | | | 2350 |
| | | | | 2950 |

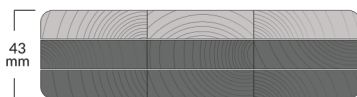
| | | | | |
|---|--|----|-----|------|
| BENCH BLOCK  | Aspen, Alder, Thermo aspen, Thermo alder | 43 | 294 | 1750 |
| | | | | 2350 |
| | | | | 2950 |

| CONSTRUCTION BEAM | | | | |
|--|--|----|----|------|
|  | Aspen, Alder, Thermo aspen, Thermo alder | 43 | 43 | 2200 |
| | | 80 | 80 | 1500 |

| BENCH BLOCK SUPPORT SET | WOOD TYPE | TOTAL DEPTH OF THE BENCH (mm) | | | |
|--|--|-------------------------------|------|------|---------------|
| | | WIDTH OF THE BOARD (mm) | | | |
|  | Aspen, Alder, Thermo aspen, Thermo alder | 160 | 200 | 294 | |
| | | 2 | 332 | 412 | 600 |
| | | 3 | 498 | 618 | 900 |
| | | 4 | 664 | 824 | NOT AVAILABLE |
| | | 10 | 1660 | 2060 | NOT AVAILABLE |

THREE-LAYER WOOD COMPOSITE

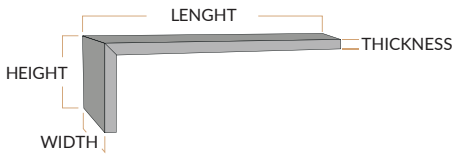
-  SOLID WOOD LAYER / GLUED
-  FINGER JOINTED AND GLUED LAYERS








BENCH LEG


| WOOD TYPE | LENGHT x HEIGHT (mm) | THICKNESS x WIDTH (mm) |
|----------------|--|------------------------|
| THERMO RADIATA | 400 x 200 800 x 200 1200 x 200 1200 x 650 | 26 x 140 26 x 185 |
| THERMO ASPEN | 400 x 200 800 x 200 1200 x 200 1200 x 650 | 28 x 43 28 x 120 |
| ASPEN | 400 x 200 800 x 200 1200 x 200 1200 x 650 | 28 x 45 28 x 120 |
| ALDER | 400 x 200 800 x 200 1200 x 200 1200 x 650 | 28 x 45 28 x 120 |

DIMENSION GUIDE



LISTS

| PRODUCT | | WOOD TYPE | THICKNESS (mm) | WIDTH (mm) |
|--|---|--|----------------|------------|
| DOOR LIST |  | Aspen, Alder, Thermo aspen, Thermo alder | 12 | 42 |
| |  | | 12 | 70 |
| CORNER LIST |  | Aspen, Alder, Thermo aspen, Thermo alder | 27 | 27 |
| | | | 20 | 40 |
| INSIDE CORNER LIST <small>*On demand</small> |  | Aspen, Alder, Thermo aspen, Thermo alder | 25 | 25 |
| SHADOW CORNER LIST |  | Aspen, Alder, Thermo aspen, Thermo alder | 15 | 18 |

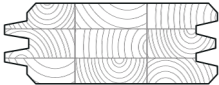








INSIDE CORNER LIST / Alder











DOOR LIST / Thermo Alder



















BARREL SAUNA

| PRODUCT | WOOD TYPE | THICKNESS (mm) | WIDTH (mm) | COVERING WIDTH (mm) |
|--|-------------------------------|----------------|------------|---------------------|
| FJ & GLUED BLOCKBOHLEN | | | | |
|  | Aspen | 45 | 120 | 108 |
| BLOCKBOHLEN | | | | |
|  | Thermo spruce, Thermo pine | 42 | 90 | 78 |
| | | 42 | 115 | 103 |
| | | 42 | 140 | 128 |
| BAREL | | | | |
|  | Thermo spruce, Thermo pine | 42 | 90 | 78 |
| | | 42 | 115 | 103 |
| | | 42 | 140 | 128 |
| BAREL FIN | | | | |
|  | Thermo spruce, Thermo pine | 42 | 90 | 78 |
| | | 42 | 115 | 103 |
| | | 42 | 140 | 128 |
| FLOOR BOARD | | | | |
|  | Thermo pine | 19 | 115 | 105 |
| | | 19 | 140 | 130 |
| | | 26 | 115 | 105 |
| | | 26 | 140 | 130 |
| SHP | | | | |
|  | Thermo pine | 26 | 115 | 115 |
| | | 26 | 140 | 140 |
| DVS | | | | |
|  | Thermo pine | 19 | 90 | 80 |
| | | 19 | 115 | 105 |
| | | 19 | 140 | 130 |

ON DEMAND

| PRODUCT | WOOD TYPE | THICKNESS (mm) | WIDTH (mm) | COVERING WIDTH (mm) |
|---|--|----------------|------------------|---------------------|
| SRP  | Aspen, Alder, Thermo aspen, Thermo alder | 15 | 45 | 36 |
| | | 15 | 70 | 61 |
| | | 15 | 90 | 81 |
| FAS  | Aspen, Alder, Thermo aspen, Thermo alder | 15 | 45 | 36 |
| | | 15 | 70 | 61 |
| | | 15 | 90 | 81 |
| | | 15 | 120 | 111 |
| DVS BRUSHED  | Thermo alder | 15 | 90 | 81 |
| | | 15 | 120 | 111 |
| | | 15 | 150 | 141 |
| F1  | Aspen, Alder, Thermo aspen, Thermo alder | 15 | 45 | 45 |
| | | 15 | 70 | 70 |
| | | 15 | 90 | 90 |
| | | 15 | 120 | 120 |
| F2  | Aspen, Alder, Thermo aspen, Thermo alder | 15 | 45 | 45 |
| | | 15 | 70 | 70 |
| | | 15 | 90 | 90 |
| | | 15 | 120 | 120 |
| R12  | Aspen, Alder Thermo aspen, Thermo alder | 28 | 45/65/90/140 | |
| | | 21 | 43/65/80/90/140 | |
| | | 28 | 45/65/90/120/140 | |
| F3  | Aspen, Alder Thermo aspen, Thermo alder | 22 | 65/80/90/120 | |
| | | 28 | 45/65/90/120/140 | |
| | | 21 | 65/80/90/120 | |
| | | 28 | 45/65/90/120/140 | |
| F4  | Aspen, Alder Thermo aspen, Thermo alder | 22 | 65/80/90/120 | |
| | | 28 | 45/65/90/120/140 | |
| | | 21 | 65/80/90/120 | |
| | | 28 | 45/65/90/120/140 | |

ACCESSORIES

| PRODUCT | | | WOOD TYPE | DIMENSIONS (mm) |
|------------------------------|---|---|-------------------------------|--|
| HEADREST 370LIGHT |  |  | Aspen, Alder | 90x315x370 |
| HEADREST 450 LIGHT |  |  | Aspen, Alder | 90x315x450 |
| HEADREST LINEN |  |  | Aspen, Alder | 120x315x450 |
| SAND TIMER |  |  | Aspen, Alder, Thermo ash | 43x40x275 |
| SAUNA HANGER |  |  | Aspen, Alder, Thermo aspen | 150x40x730 |
| SAUNA HANGER WITH SHELVES |  |  | Aspen, Alder, Thermo aspen | 175x103x730 |
| VENTILATION VALVE D100 |  |  | Aspen, Alder, Thermo aspen | 30xD145 |
| VENTILATION VALVE D125 |  |  | Aspen, Alder, Thermo aspen | 30xD169 |
| BENCH |  |  | Aspen, Alder, Thermo aspen | 800x294x365 800x294x430 800x325x365 800x325x430 800x405x365 800x405x430 1000x294x430 1000x325x430 1000x405x430 |

OUR TIMBER



Used in conditions of high temperature and humidity



Does not emit resin



Has a natural anti-fungal and insect protection that reduces the risk of wood damage such as mold or wood pests



Has a smooth texture, providing a comfortable seating surface



Suitable for people with more sensitive skin or respiratory problems



Able to effectively retain heat and reduce energy losses



Has a mild and pleasant scent, adding to the overall sensory experience in the sauna



Easy to process, which facilitates installation work, ensuring a convenient assembly process



Less likely to cause allergies


IMAGINE



Walls: DVS / 18x185 / Thermo Radiata
Bench: BENCH LEG / 26x185 / Thermo Aspen



Walls: DVS / 18x185 / Thermo Radiata
Bench: BENCH LEG / 26x185 / Thermo Radiata



Walls: DVS / 15x90 / Thermo Aspen
Bench: SHP / 28x43 / Aspen



Walls: BAREL FIN / 42x115 / Thermo Pine
Bench: SHP / 28x90 / Thermo Aspen

Our export markets



Europe

- Austria
- Belgium
- Croatia
- Czech Republic
- Denmark
- Estonia
- Finland
- France
- Germany
- Greece
- Hungary
- Iceland
- Ireland
- Italy
- Latvia
- Lithuania
- Netherlands
- Norway
- Poland
- Portugal
- Romania
- Serbia
- Slovenia
- Spain
- Sweden
- Ukraine
- United Kingdom

Asia

- Israel
- United Arab Emirates

North America

- USA

CONTACT US

+371 20681708

 adrians@royal-wood.com

 [royalwood_ltd](https://www.instagram.com/royalwood_ltd)

 royal-wood.com