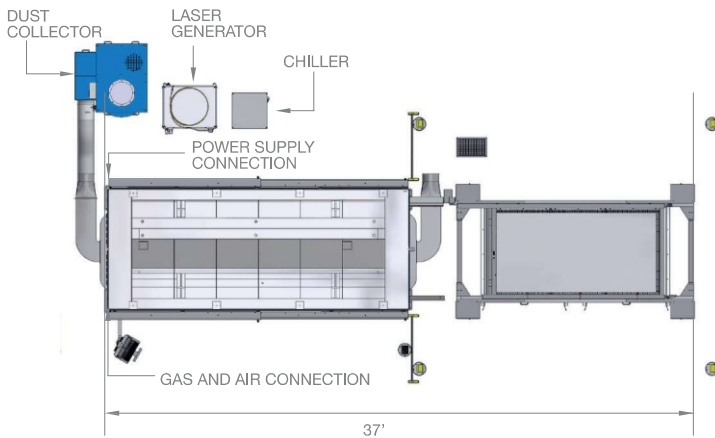
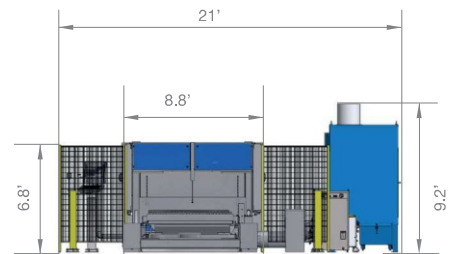
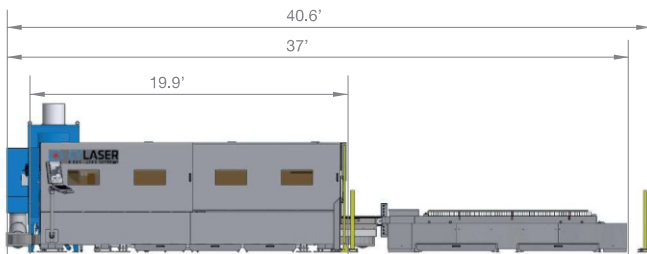


FIBER LASER SYSTEM

CY2D L3015



DIMENSIONS



CY2D L3015

- > New and more compact design
- > Access to working area on both sides
- > Left or Right End loading layout in order to optimize production flow
- > EVO III, the most advanced cutting head in the fiber laser industry

CY2D LASER SOURCE AND CAPABILITIES CHART

Generator Model		20K	30K	40K	50K	60K	80K	100K
Nominal Power	kW	2	3	4	5	6	8	10
Power Requirement	kW	6	9	12	15	18	24	30
Total installation (*)	kW	22	27	30	33	36	42	48
Frequency	nm	1074	1074	1074	1074	1074	1074	1074
Maximum Cutting Capabilities								
Carbon Steel	Inch	0.600	0.785	1.000	1.000	1.000	1.000	1.000
Stainless Steel	Inch	0.250	0.600	0.625	0.700	0.750	0.750	0.750
Aluminum Alloys	Inch	0.250	0.600	0.625	0.700	0.750	0.750	0.750
Brass	Inch	0.200	0.250	0.400	0.400	0.600	0.600	0.600

CY2D L3015

Working Area			
X Axis Travel		Inch	121
Y Axis Travel		Inch	61
Z Axis Travel		Inch	5
Max Loading Capacity on each table		Lb	1980
Table change time		sec	35
AXES KINEMATIC			
Minimum and maximum cutting speed		Inch/min	6/1968
Positioning Speed (X and Y axes)		Inch/min	4331
Interpolated Positioning Speed		Inch/min	6102
Acceleration		Inch/sec ²	354
PRECISION			
Repeatability precision		Inch	0.0012
Parallelism and squareness over 31.5 inches of machine structure		Inch	0.0031
Cut perpendicularity (tolerance per 1 inch of thickness)		Inch	0.0004
FOOTPRINT			
Overall Length		Inch	444
Width		Inch	104
Height		Inch	81
Total weight (excluding auxiliary equipment)		Lb	24200
Required Dust Collector			6C
Color		RAL	7040
		RAL	5015
VOLTAGE REQUIRED (**):		V Triphase	Upon Request
Frequency		Hz	50 / 60

(*) fiber laser generator, exhaust filter, chiller, 2d machine. (**) available on request