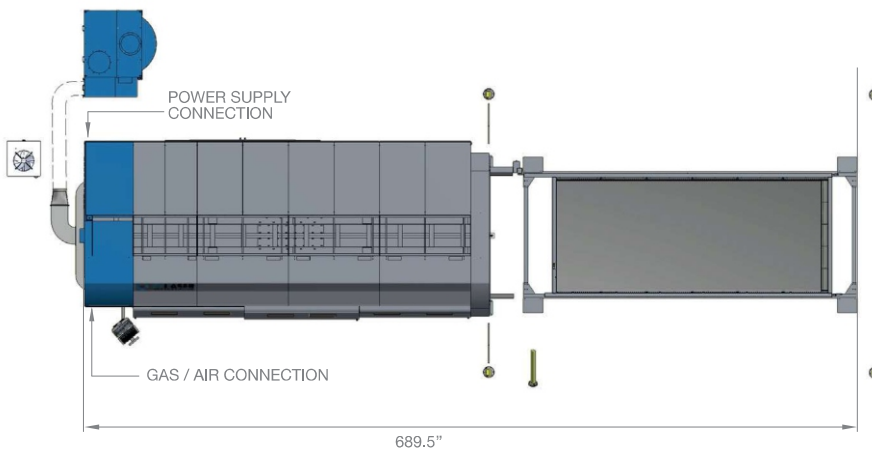
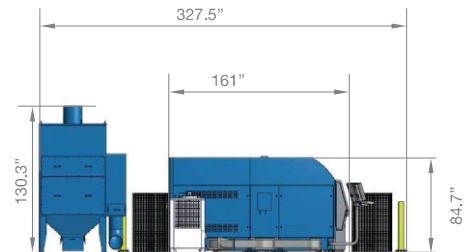
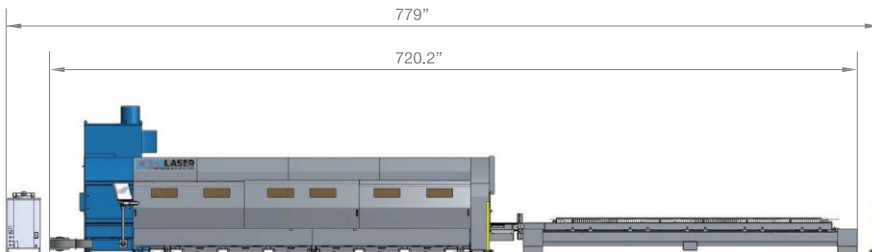


## FIBER LASER SYSTEM

# CY2D L6025



### DIMENSIONS



### CY2D L6025

- > No repositioning, maximum cutting precision on large pieces
- > Horizontal stock, possibility to process more plates on a single pallet
- > Absolute precision and mechanical stability thanks to the "airplane" structure
- > EVO III, the most advanced cutting head in the fiber laser industry

## CY2D LASER SOURCE AND CAPABILITIES CHART

Generator Model		20K	30K	40K	50K	60K	80K	100K
<b>Nominal Power</b>	kW	2	3	4	5	6	8	10
<b>Power Requirement</b>	kW	6	9	12	15	18	24	30
<b>Total installation (*)</b>	kW	22	27	30	33	36	42	48
<b>Frequency</b>	nm	1074	1074	1074	1074	1074	1074	1074
<b>Maximum Cutting Capabilities</b>								
Carbon Steel	Inch	0.600	0.785	1.000	1.000	1.000	1.000	1.000
Stainless Steel	Inch	0.250	0.600	0.625	0.700	0.750	0.750	0.750
Aluminum Alloys	Inch	0.250	0.600	0.625	0.700	0.750	0.750	0.750
Brass	Inch	0.200	0.250	0.400	0.400	0.600	0.600	0.600

## CY2D L6025

<b>Working Area</b>			
X Axis Travel		Inch	240
Y Axis Travel		Inch	100
Z Axis Travel		Inch	5
<b>Max Loading Capacity on each table</b>		Lb	6600
<b>Table change time</b>		sec	60
<b>AXES KINEMATIC</b>			
Minimum and maximum cutting speed		Inch/min	6/1968
Positioning Speed (X and Y axes)		Inch/min	4331
Interpolated Positioning Speed		Inch/min	6102
Acceleration		Inch/sec <sup>2</sup>	315
<b>PRECISION</b>			
Repeatability precision		Inch	0.0012
Parallelism and squareness over 31.5 inches of machine structure		Inch	0.0031
Cut perpendicularity (tolerance per 1 inch of thickness)		Inch	0.0004
<b>FOOTPRINT</b>			
Overall Length		Inch	697
Width		Inch	183
Height		Inch	85
<b>Total weight (excluding auxiliary equipment)</b>		Lb	48400
<b>Required Dust Collector</b>			9C
<b>Color</b>		RAL	7040
		RAL	5015
<b>VOLTAGE REQUIRED (**):</b>		V Triphase	Upon Request
Frequency		Hz	50 / 60

(\*) fiber laser generator, exhaust filter, chiller, 2d machine. (\*\*) available on request