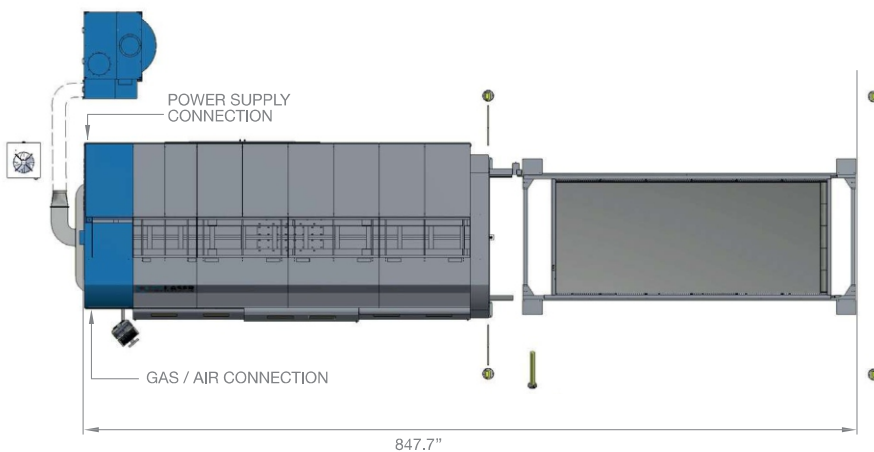
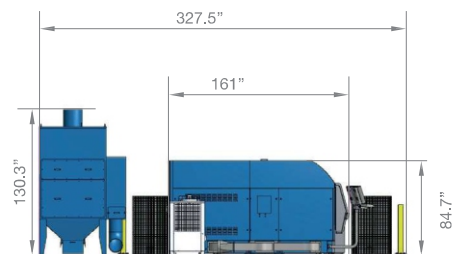
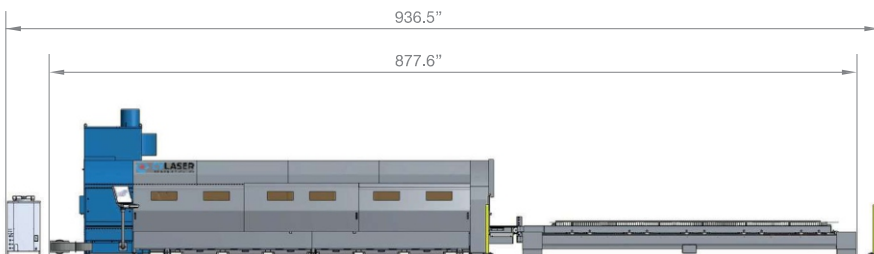


FIBER LASER SYSTEM

CY2D L8025



DIMENSIONS



CY2D L8025

- > No repositioning, maximum cutting precision on large pieces
- > Horizontal stock, possibility to process more plates on a single pallet
- > Absolute precision and mechanical stability thanks to the "airplane" structure
- > EVO III, the most advanced cutting head in the fiber laser industry

CY2D LASER SOURCE AND CAPABILITIES CHART

Generator Model		20K	30K	40K	50K	60K	80K	100K
Nominal Power	kW	2	3	4	5	6	8	10
Power Requirement	kW	6	9	12	15	18	24	30
Total installation (*)	kW	22	27	30	33	36	42	48
Frequency	nm	1074	1074	1074	1074	1074	1074	1074
Maximum Cutting Capabilities								
Carbon Steel	Inch	0.600	0.785	1.000	1.000	1.000	1.000	1.000
Stainless Steel	Inch	0.250	0.600	0.625	0.700	0.750	0.750	0.750
Aluminum Alloys	Inch	0.250	0.600	0.625	0.700	0.750	0.750	0.750
Brass	Inch	0.200	0.250	0.400	0.400	0.600	0.600	0.600

CY2D L8025

Working Area			
X Axis Travel		Inch	319
Y Axis Travel		Inch	100
Z Axis Travel		Inch	5
Max Loading Capacity on each table		Lb	8800
Table change time		sec	70
AXES KINEMATIC			
Minimum and maximum cutting speed		Inch/min	6/1968
Positioning Speed (X and Y axes)		Inch/min	4331
Interpolated Positioning Speed		Inch/min	6102
Acceleration		Inch/sec ²	315
PRECISION			
Repeatability precision		Inch	0.0012
Parallelism and squareness over 31.5 inches of machine structure		Inch	0.0031
Cut perpendicularity (tolerance per 1 inch of thickness)		Inch	0.0004
FOOTPRINT			
Overall Length		Inch	854
Width		Inch	183
Height		Inch	85
Total weight (excluding auxiliary equipment)		Lb	55000
Required Dust Collector			12C
Color		RAL	7040
		RAL	5015
VOLTAGE REQUIRED (**):		V Triphase	Upon Request
Frequency		Hz	50 / 60

(*) fiber laser generator, exhaust filter, chiller, 2d machine. (**) available on request