



Garden Railroading News

January/February 2024 • 2024 #1 • www.GRNews.org



**An Eggliner
MOW Pickup**

**Building a Milwaukee
Road Terminal Caboose**

**Installing Blunami Soundtraxx
in a Bachmann Shay**

A free digital magazine produced by garden railroaders for garden railroaders



Garden Railroading News

January/February 2024 • 2024 #1 • GRNews.org

In This Issue

Workshop projects for winter while making travel plans for summer.

Specials

Featured Layout: Robles' Silver Springs RR • Reseda CA	9
by Carla Brand Breitner	
Top Posts on GR News Social Media in 2023	19
compiled by Mick Spilsbury	
2024 West Coast Regional Meet Info	26
San Diego CA, August 10–15, 2024	
2024 Southeast Regional Get-Together Info	30
Duluth GA, August 23–25, 2024	
My Eggliner Pickup	31
by David Hawk	
Loco of the Edition: Michael Lechicky's Hillendale Rwy #10	32
Styled as a late 1890s Baldwin 4-6-0	
2025 Sacramento NGRC Preview: Matt Abreu's Railroad	34
by Jeff Namba	
2024 Finger Lakes LS Garden Railroaders Picnic Info	37
Marengo NY, June 9, 2024	

All articles herein are copyright by their respective authors or club newsletters and may not be republished without permission.

Mixed Consist Club Interchange

What's a Blunami Shay?	17
by Dave Smith	
Article from: Long Island Garden Railway Society <i>Smoke N' Cinders</i> October 2023	
Building a Milwaukee Road Terminal Caboose	23
by Bob Boelter	
Article from: Wisconsin Garden Railway Society <i>Badger Tracks</i> October 2023	
Succulents are a Great Choice for Garden Railroads Part 2	27
by Marilyn Teague	
Article from: San Diego Garden Railway Society <i>News</i> October 2023	

Regularly Scheduled

Seen On the Tracks: Photo Gallery	3
May We Suggest: New Products & News	4
Reversing Units, New Locomotives, News, Show Calendar & More	
Club Corner by Bill Derville	14
Straight from the Iron Horse's Mouth: Letters	38
Affiliated Clubs	38, 39
Advertiser Index	40
Garden Railroading News Explainer	40
An Online Magazine Explainer • PDF Downloading & Magnification	


Cover Photo: *Brave little engine heads out in the snow.*
Boulder Valley & Pacific Railroad • Proprietor/Photographer John Cushman



Subscribe to the Garden Railroading News Channel on YouTube
<https://www.youtube.com/channel/UCmuyDnk2QRy1e1Q1AMFxrJw>

👉 Printed GR News Available On Demand. Go to: www.blurb.com/user/GRNewsEditor

Send suggestions and questions regarding Garden Railroading News to:
Mick Spilsbury, Bay Area GRS at: marketing@GRNews.org
Carla Brand Breitner, Santa Clarita Valley GRC at: editor@GRNews.org
Bill Derville, Club Corner, Advertising, Rose City GRS at: advertising@GRNews.org
or www.facebook.com/groups/gardenrailroadingenews

Editor & Layout Design Carla Brand Breitner  Web & Marketing Mick Spilsbury



Go to Page 40 for An Online Magazine Explainer
How to Download a PDF, Magnify Pages, and the "Hamburger" Icon.





Photos by Jeff Namba

Above: Last summer, Bill Ralph's Porcupine Gulch Railroad welcomed Jim Ralph's traveling "Carnivale, The Greatest Show on Rails," and its circus acts and sideshow attractions. These twin performers (3D-printed by Jim) are about to take a bow after another successful stunt. • Fremont, California

Below: Tuscarora Railroad 2-8-0 #3 crosses Three Lick Creek (it's Pennsylvania, so pronounced "three lick crick") heading west past Locke Valley station and onto the tanneries in nearby Shade Gap. Kevin & Allison Strong's Tuscarora Railroad connects to the East Broad Top at Blacklog, providing an important link for the neighboring valley's lumber, agricultural products, and residents. • Centennial, Colorado



Photo by Kevin Strong



*MAY
WE SUGGEST...
Something New*

A Sampling of Regional Meets, Train Shows and Rail Fairs in 2024

Greater Cincinnati Garden Railway Society presents the **2024 Midwest Region Large Scale Train Show** at EnterTRAINment Junction on **March 30, 2024**, in West Chester Township, Ohio. Info at: largescaleshows.com



The **Northeast Large Scale Train Show** returns to Eastern States Exposition fairgrounds in West Springfield, Massachusetts, on **April 27 & 28, 2024**. Info at: www.nelsts.org



Bay Area GRS modular tracks will be running at the **Rail Fair at Ardenwood Historic Farm** in Fremont, California, on Memorial Day Weekend, **May 25, 26 & 27, 2024**. Info at: www.spcrr.org



MO-KAN Garden Railroaders hosts a **Midwest Garden Railroad Gathering** over the weekend of **May 30 to June 2, 2024**. Layouts around Kansas City, workshops, vendors, and more. For info: www.mokangardenrailroaders.org



Riverside Railroaders Club sponsors the **North East Ohio Large Scale (G Only) Train Show June 1, 2024**, at the Warren OH SCOPE (YWCA). Info at: riversiderr.org



Finger Lakes Live Steamers welcome G Gauge railroaders to a **Garden Railway Picnic, Open Run and Trunk Sale** on **June 9, 2024**, 10am to 4pm in Marengo, New York. Info at: fingerlakeslivesteamers.org




San Diego Garden Railway Society will host the **2024 West Coast Regional Meet** Saturday through Thursday, **August 10 to 15, 2024**. Look for details soon at: www.sdgardenrailway.com



Georgia Garden Railway Society is planning a three day **2024 Southeast Regional Get-Together** from **August 23 to 25, 2024** including the 65th Atlanta Model train Show in Duluth, Georgia. For more information, check: www.ggrs.info



The **National Steamup Symposium** will steam up on **October 9 to 13, 2024** in Lodi, California. Details at: www.steam-events.org



Email editor@GRNews.org with your events.

Plan Your Travels with PIKO America

While at home this winter, prepare for summer adventures with new items from PIKO arriving in stores soon.

For that road trip along the coast, use this Surfin' Safari flatcar to ship the included 1957 (high quality diecast) Chevy Corvette convertible—with surfboards—for that perfect wave during summer days at the beach.



38788 Sun & Surf Transport

Join the tourists visiting Europe by booking a seat on a private RailAdventure pulled out of Munich behind a BR103 electric locomotive originally operated on Deutsche Bundesbahn high speed routes in the 1970s and '80s. The 103 series models feature ball-bearing, chrome-plated wheelsets, operating red and white directional lighting, detailed driver's cab with lighting and engineer figure, and multiple fine details. Additional lighting and sound can be easily retrofitted.



37444 RailAdventure VI BR103 Electric Locomotive

More information at: www.piko-america.com

For the latest catalog and new items brochure: <https://www.piko-america.com/pages/catalogs-brochures-and-flyers>

Stoneworks Quietly Closes

Glen & Sherry Carlisle have retired to enjoy their backyard railroad. On December 31, 2023, they closed Stoneworks, kit supplier for mill structures, stone (from Quikrete® Vinyl Patcher) bridges, buildings, and many more details along our G-Scale railroads. Thanks to Glen and Sherry's efforts since 2015, great products introduced in the 1990s stayed available. *Garden Railroading News* wishes the Carlisles many backyard and garden railroad club adventures.

Stoneworks will be missed.



New Long-Span SplitJaw Bridges

Split Jaw Products is offering more single or double track aluminum bridges with walkways and handrails.

For more information, go to:
www.railclamp.com



SplitJaw Products Upgrades their Auto Shuttle/Reversing Unit and Adds an Outdoor Enclosure Option

Split Jaw Products has improved their Auto Shuttle/Reversing controller, adding an easier way to adjust the stop-pause time. An optional kit adds an intermediate stop (minimum 10 feet between stops). The 5 amp controller is an accelerating/decelerating back-and-forth reversing unit with complete hands-off operation and the capacity to run lights, sound and smoke on your train without overloading. The unit senses the ends of the track and self-adjusts to provide a very realistic slowdown and then creep to a stop. Track ends are sensed using a pair of Split Jaw insulating rail clamps, plus easy to install diodes (all included). An optional weather-resistant enclosure for the controller is available for outdoor use.



For more information, go to:
www.railclamp.com

LGB Remembers an American Narrow Gauge Shortline

LGB/Märklin takes us back to the memory of silver mine towns in Nevada with four items coming in third quarter 2024. Modeled on the 3-foot gauge Nevada Central Railroad in the 1930s just before it closed, the Mogul steam locomotive, passenger car, half baggage combine, and boxcar would have carried passengers, mail and freight between the Battle Mountain stop on the Central Pacific/Southern Pacific and the town of Austin, Nevada, near silver mines from the 1880s. Disney animator Ward Kimball purchased a Mogul from the NCRR when it shut down and renamed/repainted it "Emma Nevada" to run on his backyard Grizzly Flats Railroad. Emma Nevada is now on display in the Grizzly Flats barn at the Southern California Railway Museum in Perris, California.

LGB's Nevada Central Railroad (NCRR) Mogul 2-6-0 steam locomotive is equipped with an mfx/DCC decoder with multiple light and sound functions, a smoke unit with smoke exhaust synchronized to the wheels and cylinder steam, prototypical paint and lettering, driving wheels propelled by a ball-bearing Bühler motor, and traction tires.



20284 Nevada Central RR Mogul Steam Locomotive

The NCRR passenger car, half baggage car/combine, and freight boxcar are typical American old-timer cars painted and lettered for the Nevada Central Railroad as they were when used in the '30s. Cars come with metal wheelsets, complete interior details, and doors that can swing (or slide) open.

More information at:

LGB.com or email customerservice@marklin.com



36831 NCRR Half Baggage Car/Combine



36830 NCRR Passenger Car



48676 NCRR Freight Boxcar

EnterTRAINment Junction Owner Looking to Retire

Don Oeters, the founder and owner of EnterTRAINment Junction [GR News featured layout July/August 2023] near Cincinnati, Ohio, is ready to retire and looking around to see if there is a buyer.

Open since 2008, the 80,000 sq. ft. venue contains a 25,000 sq. ft. indoor G-Scale layout featuring 90 trains running on over 2 miles of track through 3 different time periods, and includes event space and a gift shop.

If you (or someone you know) would like to take over the EnterTRAINment Junction property, please contact Don Oeters by email:

doeters@entertrainmentjunction.com



Coming Soon in GR News: 100 Years of Garden Railroading: The Fairplex Garden Railroad at the Los Angeles County Fairgrounds



1938

Photo from The Collection of John Huie



2023

Photo by Rick Bremer

Find Garden Railroading News Online

www.GRNews.org

facebook.com/groups/gardenrailroadingnews

facebook.com/groups/gardenrailroadingcommunity

instagram.com/GRNewsimages

youtube.com/channel/UCmuyDnk2QRyle1Q1AMFXrJw



Check Etsy Vendors for Detailing your Railroad

Etsy.com is generally regarded as a site to find hand crafted home decorations — wall plaques, cookie cutters, candles and the like. But we've been seeing some sites that make figures and kits of interest to garden railroaders. Here are a couple.

SWC3DBackshop specializes in 3D printing finely detailed kits of unusual railroading and logging equipment, as well as figures, in scales from "G" to "F" (1:20.3) to 7/8ths. Kits range from backwoods moonshine stills to 6-drum yarding donkeys. While the resin kits do not come with instructions, the owner, Mike, provides many pictures of the kits in various stages of assembly. Detail parts such as Nut/Bolt/Washer castings and logging fairleads are also available.



Jim Sander's "Wee Bee Loco" has a reputation among the 'burnt fingers' crowd as a source for well-made live steam accessories such as gas fill adapters, Goodall valves and precision-tuned safety valves. The owner, Jim Sanders, got out of direct sales several years ago, and his parts have become more difficult to find. However a shop has opened recently on Etsy called "MidwestRail" which focuses on distributing these specialty items. If you need a safety that pops off at precisely 60 lbs, this is the place to go. Midwest-Rail owner, Brian, has also started making short flatcar kits with wood and 3D printing, a Hudson tipper wagon kit, and a variety of resin-printed figures in 1/32, 16mm, 1/20.3, and 7/8ths.



Print Copies of Garden Railroading News Are Available to Order On Demand

Print a copy on demand: Go to:

www.blurb.com/user/GRNewsEditor

or

www.blurb.com/bookstore.

Use the magnifying glass to search for "GR News" to find (and order) all issues.

Magazines are perfect bound on glossy paper printed to order.

\$8.90 per issue **plus shipping**. Order as a group if you belong to a regularly-meeting club and save on shipping. (Blurb.com also offers discounts regularly. Look for a coupon code when you visit their website.)

Bachmann Introduces an Indoor Use Optical Auto-Reversing System

Plan on easily adding a trolley or mine train to your indoor layout at a train show or in your family room. Bachmann is shipping a Large Scale optical auto-reversing system this quarter. Clip the optical sensors to your track, connect the track to the Auto-Reversing Speed Controller, plug the controller into the wall, and set your speed and stopping intervals. The system is designed for indoor use only operating between two destinations up to twenty feet apart.

More information at: shop.bachmantrains.com



96222 Optical Auto Reversing System
(Large Scale)

Online Large Scale Train Programs

Garden Railroading News Marketing Director, Mick Spilsbury, is a big fan of video for showing off our G-Scale trains. He has added a video tab to the GR News website, www.GRNews.org/videos, showcasing popular videos from our Social Media.

G-Scale layouts and models can be found in a number of other places on YouTube and the web. Here are a few suggestions to try. Email editor@GRNew.org if you have a favorite site we should mention.

LargeScaleTrains.com catalogs episodes of "Large Scale Live," a live stream show on YouTube focusing on Large Scale Trains. Started on YouTube by MrPictovid and Dakman Productions, the monthly hour-plus show focuses on train shows, events, new products, modeling and more. Show guests offer advice, present the latest trains and accessories, demonstrate installs and techniques, and interact with the streaming audience through live chat.

Dale and Karyn Angell of Toyman Television, found at www.youtube.com/@ToyManTelevision, periodically explore G-Scale at their home railroad and on their road trips. Toyman also follows full-scale trains, race cars, hot rods, and toys of all kinds. New episodes on Sundays and Tuesdays.



GR NEWS READERS

WE NEED 5 MINUTES OF YOUR TIME!

We need you to participate in a SIMPLE ON-LINE SURVEY to help us keep *Garden Railroading News* on track. We have produced 20 issues based on what we THINK interests you. Now we need to **KNOW** what interests you.

Four volunteer garden railroaders have devoted hundreds of hours to GR News since 2020, so even if you don't normally do surveys, we hope you will give us 5 minutes of your time.

Please click the link below and complete the survey.

<https://www.surveymonkey.com/r/GRNews2024ReaderSurvey>

Or use the link on the GR News website at GRNews.org.

Thank you! We really do want your input!

Bill, Carla, Mick & Steve

LGB® Garden Railroading

Get on board and join the fun!



The locomotives have an mfx/DCC decoder with many digitally controlled light and sound functions, including cab and instrument lighting. The locomotives come with American knuckle couplers installed and LGB system couplers included.



20494 Amtrak AMD 103 "Genesis" Diesel Locomotive; Road No. 108
Paint scheme and lettering are prototypical for Era VI. This is a special version of road number 108 for the 50th anniversary of Amtrak.



20493 Amtrak AMD 103 "Genesis" Diesel Locomotive; Road No. 160
Paint scheme and lettering are an adaptation of the Phase III scheme as applied to Amtrak's Dash 8-32BWH locomotives to celebrate the 50th anniversary of Amtrak.



31201 Amtrak Baggage Car (Streamliner)

LGB Amtrak cars have interior lighting and metal wheelsets. Passenger cars also have interior details. Cars include stickers for creating different road numbers when adding additional passenger cars to create a prototypical Amtrak passenger train.



31202 Amfleet® Passenger Car - Business Class



31203 Amfleet® Passenger Car - Coach Class



31204 Amfleet® Split Club Car



31205 Amfleet® Café Passenger Car

Purchase from your favorite LGB dealer.

For a FREE LGB New Items catalog and to find a dealer near you, email customerservice@marklin.com. Visit LGB.com to see our complete line of products.

LGB.com

Silver Springs Railroad Walter Robles, Proprietor

A Look Back: Walter Robles' Silver Springs Railroad

By Carla Brand Breitner

Started in 2003 and dismantled nine years later, the Silver Springs Railroad meandered through a 45' by 35' island in the center of Walter Robles' backyard. Starting with track, then trains, then buildings, Walter built a landscape with a foreground town and a background mountain. In between, miniature junipers and boxwoods grew near three waterfalls, a pond (then three), a few streams, eight bridges, and three tunnels. Two hundred+ feet of track with two main-lines and various sidings ran past a lumber mill, grist mill with working water wheel, horse ranches, and train stations. Little people appropriate to their location provided the finishing touch to a remarkable railroad.

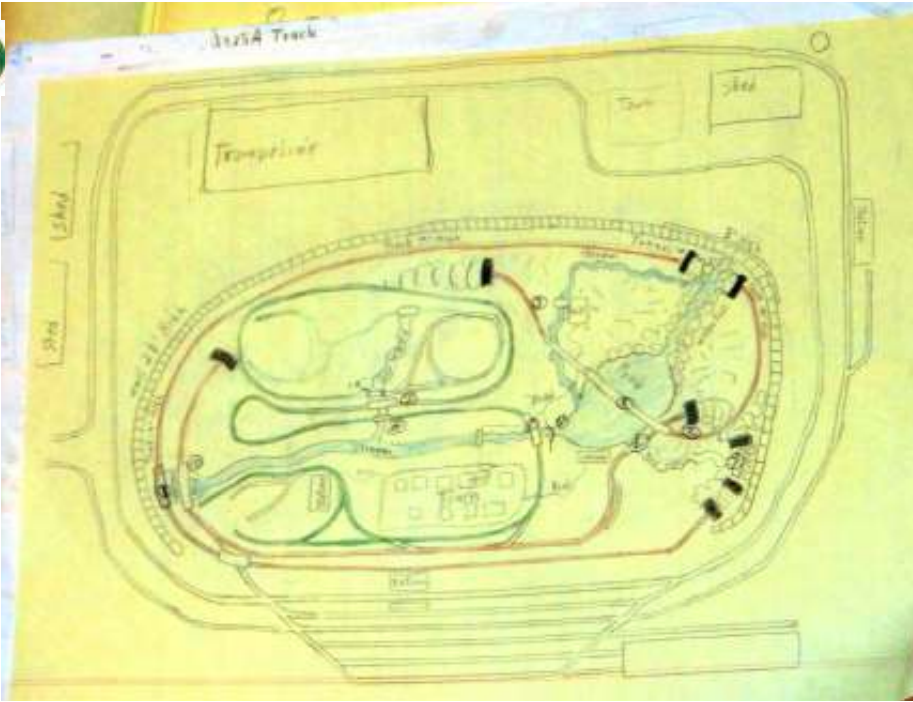
continued on next page



Above: Mixed freight crosses the trestle over the large pond below the mill, with working water wheel and mill race in foreground.

Below: The view from Walter's patio features the western town, then spreads out to farms, ranches, and the mill and waterfall in the distance.





Early Track Plan for the Silver Springs Railroad. The outer tracks and switchyard were never laid, allowing viewers to walk easily all around the island layout.

Walter, an accomplished motion picture stunt man, had a great eye for visual detail. His western narrow gauge railroad was set in the late 1800s. Two years into building his railroad, he wrote, "My interest in trains started when I thought it would be nice to have a train running around my Christmas tree. That led to a track going around my yard. That led to buying lots of trains. That led to lots of buildings. But something was missing. It needed a pond... and maybe a couple of streams. With three waterfalls and eight bridges, I now had three ponds with fish, three tunnels 15, 7 and 3 feet long, and over 200 feet of track. That should do the trick!

"But it still needed something else: trees, little people, sounds coming from the houses, music, laughter, crickets—maybe a mountain. I've been at it for two years and still not finished."

continued on next page



Even the alleys between town buildings are full of activity.



Above & Below: Hidden details and charming vistas emerge as the viewer walks around the layout.



Walking to the far side of the layout, the viewer finds a busy lumber mill.






Streams run throughout the layout. A foot bridge provides access to horse corrals near the railroad.



Above: Farm chores: visiting a horse and checking on chickens. Below: A blacksmith takes a break.



Above & Below: Stations are found all along the line.



Walter continued improving the Silver Springs RR, detailing the town, building up the mountain, bringing electricity to light up the buildings with Edison's new light bulbs, and setting up farms and ranches. His eye for staging his little people made each scene look natural, not forced. At a glance, you could tell why the animal or person was there and what they would do next as they went about their day.

Silver Springs RR in Reseda was dismantled when Walter moved to take a producing job. Hope you enjoy this look back. ✂

Photos continue on next page.



This photo stitch gives a glimpse of track and plantings before all the buildings were added.



Even the horses look natural.



Mainlines and sidings on different levels add interest to the layout while creating the feeling of a mountain through the middle. Trains can be battery or track-powered on several mainlines.



Various thymes and mosses soften the stacked stones around tunnel entrances.



Above & Below: This station is busy into the evening lit by the latest technology, electricity.





LNER Class P2 Cock O' the North

1:32, Alcohol Fired
 KIT \$7500, RTR \$9500



Shay 13T

1:20.3, Butane Fired
 Kit \$1995, RTR \$2145



Sidar 0-4-0T Diana

1:13.7, Butane Fired
 RTR \$1950



USRA Mikado Heavy

1:32, Alcohol Fired w/ 6 Free Cars
 Kit \$4400, RTR \$5500



LNER B1

1:32, Alcohol Fired
 Kit \$3100, RTR \$3600



Tiger 0-6-0 with Tender

1:32, Alcohol Fired
 Kit \$3250, RTR \$3800



GWR 43xx 2-6-0

1:32, Butane, Green and Black
 Kit \$2695, RTR \$2895



Southern Pacific P8

1:32, Alcohol or Butane
 Kit \$3995, RTR \$4495



D&RGW C-18

1:20.3, Butane Ceramic
 \$3200-\$3600



Baldwin "Mabel" 0-6-0T

1:20.3, Butane Fired
 Kit \$1249, RTR \$1499



Ruby #1 0-4-0T

1:20.3, Butane Fired
 Black, Red, Blue and Brown
 Kit \$649, RTR \$699
 New 2022



Lawley 4-4-0

1:19, Butane Fired
 RTR \$3395



Forney SR&RL & WW&F

1:13.7, Butane or Coal
 Butane \$3200, Coal \$4200



"Train Bleu" CIWL Sleeper

1:32, Brass
 \$950/Car, \$3800/Set of 4



Allchin

1.5" Scale, Butane Fired
 RTR \$3800



L&SWR Coaches

1:32, Brass
 \$800/Car, \$3040/Set of 4 Cars



BR Mk1 Passenger Cars

1:32, Plastic body, Metal Trucks
 \$295/Car



Jackson & Sharp Coach

1:20.3, Ball Bearing Trucks, Lighting
 \$295/Car



Logging Disconnects

1:20.3, Plastic Body, Metal Trucks
 \$135/Car



Gondola

1:20.3, Plastic Body, Metal Trucks
 \$170/Car



3-Bay Hopper

1:29, Plastic Body, Metal Trucks
 \$160/Car



High Cube Box Cars

1:29, Plastic Body, Metal Trucks
 \$160/Car



Code 332 Rail

Brass and Alum Rail System





CLUB CORNER

Curated by Bill Derville, Past President
Rose City Garden Railway Society • Portland, Oregon

Club Corner is a column I started in May/June 2021. Its purpose is to help club members and club leadership think of new club activities and ways to attract new members and retain membership.

One thing every club needs is people willing to become club officers and the enthusiasm to make things happen. Club leadership sounds like a lot of work, but it usually isn't nearly as hard as people think. If you care about your club's future, please consider running for office and do your part to make your club more fun and find ways to attract new members. If you don't want to run for office, you can still find ways to help the club. Volunteer to help with something. None of our clubs are for-profit organizations, so without volunteers, nothing happens. So, make it a new year's resolution to do your part.

I have served as club president of Rose City Garden Railway Society for six years and I am about to begin my third year as club secretary. I also chaired the 2019 National Convention in Portland, Oregon. Our club has doubled its membership during this time. It didn't just happen by accident. Like all clubs, we have attrition. In spite of a new proposed bylaw forbidding members to die, it seems people do it anyway. Some new members never attend events and drop out due to lack of interest. But others replace them and get involved.

We have only family memberships, so we are attracting more families where the kids are the primary interested member, dragging their parents to club events. Currently the Rose City Garden Railway Society in Portland has 145 family memberships. Many spouses are active in the club, and the wives are sometimes the primary member who drag their husbands to club events. Garden trains aren't just for guys! (Just ask Carla Breitner, this magazine's editor.)

Growing membership requires active imagination and planning by club leadership, and members' efforts to try new things. My Club Corner column is primarily directed at club leadership and to those movers and shakers in clubs who push things along.

continued on next page



Share your ideas with me by email at bill@derville4.com and your club's experiences may be in a future column.





I want to start this year by reviewing topics I have published in past issues. All are available for reading on the archive tab of our website www.GRNews.org. Check out a topic that might be of interest to your club.

May/June 2021 Monthly club breakfast & family membership

July/Aug 2021 Work parties and track planning parties

Sept/Oct 2021 Clubs buy and sell used track

Nov/Dec 2021 Club auctions of used items

Jan/Feb 2022 Hosting Summer Tour of layouts Part 1

Mar/Apr 2022 Hosting Summer Tour of layouts Part 2

May/June 2022 Hosting Summer Tour of layouts Part 3

July/Aug 2022 Open house events for club members

Sep/Oct 2022 Halloween cars and events

Nov/Dec 2022 Fall Social Event

Jan/Feb 2023 Club excursions on real RRs


Mar/Apr 2023 Club owned layouts

May/June 2023 Operations Part 1

July/Aug 2023 Operations Part 2

Sept/Oct 2023 Hosting national and regional conventions

Nov/Dec 2023 Building public Christmas displays



Trackside Views by Dave Smith

WHAT'S A BLUNAMI SHAY?

Twenty years ago, we converted a large scale Bachmann 2-truck Shay to a radio control, battery powered, sound specific system. The radio control was manufactured by Remote Control Systems (RCS) of Australia and consisted of a receiver, a distribution board and a handheld transmitter. Batteries were Ni-Cd and the sound system was a separate Soundtraxx, Shay only, sound card. The limited space in the Shay required components to be installed in the tender, inside and under the cab.

The wiring (with tender at 90°) looked like this:



Back of Tender

Recently, Soundtraxx released a Blunami sound decoder, BLU-4408, that can handle large scale trains, and I thought this would be a good opportunity to upgrade my Shay. I wasn't disappointed! The Blunami unit has both the receiver and sound built in. It can be powered by battery, DCC or DC, but still requires a speaker for

sound. At a retail price of \$205, this sound decoder is not inexpensive. However, considering the cost of the old system twenty years ago for a transmitter, receiver, distribution board(s), RF filters and sound card, the BLU-4408 is a lot less expensive in terms of dollars and installation headaches.

The BLU-4408 is controlled by a free App downloaded from Soundtraxx and can be run from an Apple or Android smartphone, tablet or iPad with Bluetooth capability. Yes, I wrote Bluetooth! Controlling the BLU-4408 is done via Bluetooth and means compatibility and upgrades are available across all systems. In addition, instead of just a fixed locomotive sound, there are dozens of whistles, chuffs, bells, and other sounds that are EASILY selected through the App. No dealing with DCC CV values. Simply touch and select options from the on-screen menus.

Installation starts with removing the one screw under the water fill cap and then labelling all the wires. A very important step! Taking a few photos of the wiring layout before cutting is also my recommendation. The BLU-4408 board is clearly marked and, unlike some other boards, reversing the polarity hookup will not burn out the board. Almost fool proof, but I digress.

I hooked up the new BLU-4408 board to the existing Soundtraxx speaker of twenty years ago and promptly blew out the amplification circuit on the board. Soundtraxx, under warranty, repaired it. IMPORTANT: since the BLU-4408 amplifier circuit is rated at 3 Watts, you MUST use a speaker of 3 watts or greater. My old speaker was rated at 2 watts and was the cause of the failure.

(Continued on next page)

Sunset Valley Railroad LLC



A complete line of track and switches for YOUR garden railroad

Nearly everything made in the USA

Call 414-333.5897 or email pete@sunsetvalleyrailroad.com

Visit us at www.sunsetvalleyrailroad.com



May 30, 31 & June 1, 2

Midwest Garden Railroad Gathering

Hosted by MO-KAN Garden Railroaders

Information at:

www.mokangardenrailroaders.org

I needed to call Soundtraxx to clarify some points and specialist George was most helpful. There is a hookup called "Function Common" where any positive accessory wires from lights (cab-rear-head) or glowing firebox must go into. I use LEDs in my lights and had to be certain to connect negative wires to board labels and positive lighting wire to the Common Function for the LEDs to light. The board is clearly labelled for ALL these hookups so there is no guesswork once you understand the function of each hookup. Speaking of hookups, all terminals on the board are screw down type so there is no soldering needed. A real plus from the "old days." The original Bachmann chuff activation wires were no longer needed as the BLU-4408 has the capability of adjusting the chuff through Back EMF (based on velocity).

I'll quickly mention the batteries I used. The space in the Shay tender is tight and I used two 7.2V 1600 mAh NiMH batteries in series to fit the back of the Shay tender and get my required 14.4 V. These are perfectly shaped for installation in the Shay, and I purchased mine (part# CU-JAS131) from BatterySpace.com



Here is what the BLU-4408 installation looked like:



After completing the installation, I bench tested all functions. Then came the scary part for me. Putting it all back together and perhaps finding a wire connection came loose or something I hadn't planned on occurring. Fortunately, when taking the locomotive out to the layout, it ran flawlessly and with a transmitter range I haven't seen in years. Given the quality and functionality of the BLU-4408, I would recommend it to anyone looking for a premium sound decoder that can be powered by track or battery, with an outstanding App and all controlled via Bluetooth.

SMOKE N' CINDERS

ONLY TRAINS.COM

Your Online Source for G Scale



Family owned and operated



**We are the source for all your G Scale needs
We STOCK LGB, PIKO, USA Trains, Bachmann and much more!**



**Looking to sell? We also purchase pre-owned items.
Call or email to get the conversation started.**



website: www.onlytrains.com

Email: Sales@OnlyTrains.com

Phone: 1-800-789-5738

GR NEWS: Social Media in 2023

Videos dominated our Top 20 posts in 2023.

These are the **Top 4 videos** with the most likes and plays.
All were played at least 4,000 times. You can view them and more at:

www.GRNews.org/videos



Railroad: **Miniature Plant Kingdom RR**
Owner: Don Herzog CA Video by Mick Spilsbury



Railroad: **D&RGW RR – Foothills Branch**
Owner: Bob Dunlap CO Video by John Cushman



Railroad: **Matt Abreu's Line**
Owner: Matt Abreu CA Video by Mick Spilsbury



Railroad: **Sandy River & Rangeley Lakes RR**
Owner: Jim Providenza CA Video by Mick Spilsbury

We need your videos in 2024!

Videos #5 to #10 were all also shot by Mick Spilsbury, our Marketing Director.

That is why you are seeing only the Top 4 videos here.

Seeing Mick's name 3 times is quite enough!

And that's why we need your short videos!

Send Mick an email at marketing@grnews.org

He will be delighted to share a convenient way to upload your videos to us.

GR NEWS: Social Media in 2023

These are the **Top 6 still images**. They fought their way into the Top 20 posts against stiff video competition.

They have joined top posts from prior years at:

www.GRNews.org/gallery/gardenrailroadimages



Railroad: **Winnegance & Quebec RR**
Photo by Owner: Eric Schade ME



Railroad: **Cascade Peak & Buena Vista Rwy**
Owner: Mark Edwards CA Photo by Mick Spilsbury



Railroad: **Monida & Yellowstone RR**
Photo by Owner: Claude Leglise CA



Railroad: **The Pirfic RR**
Photo by Owner: Bill Stanley New Zealand



Railroad: **Johnson Valley RR**
Photo posted by Owner: Scott Johnson CA



Railroad: **Umunhum Valley RR**
Photo by Owner: Mike Dibble CA



GR NEWS: Social Media in 2023

GR News' Facebook Groups are fueled by regular contributors. These are 6 of them from 6 different states/provinces.

We thank them and all the other talented photographers and videographers who captured the magic of garden railroading on social media in 2023.



Shawn Viggiano • New Jersey



Michael Senical • New York



Ted Yarbrough • Georgia



Marcus Kollmann • Ontario Canada



Jess Steven Hughes • Washington



Jeff Namba • California

BACHMANN®

**LARGE
SCALE**



From the City to the Suburbs

BACHMANN'S CLOSED STREETCAR WITH METAL GEARS

The Bachmann Closed Streetcar returns to the Big Haulers® line in early 2024, now equipped with metal gears for smooth and long-lasting operation. Based on streetcars typically found in North American cities from the late 1800s to the 1920s (and in some cases later), the Closed Streetcar features an operating headlight on each end, a fully furnished and lighted interior with seats and hanging straps for standing passengers, poseable doors, and a non-functional positionable metal trolley pole. Transport your Large Scale citizens around town or across your holiday scene in style with the Bachmann Closed Streetcar.



**CHRISTMAS - NORTH POLE
RAPID TRANSIT #12**
Item No. 93943

MSRP: \$399.00 each



**UNITED TRACTION COMPANY
#1833 - BLUE & CREAM**
Item No. 93944

Features include:

- classic period design
- highly detailed painted body with precision graphics
- fully furnished, lighted interior with opening doors, seating, and hanging straps
- directional headlights
- separately applied details including control stands and end-platform gates



ADD AUTOMATION TO YOUR TRANSIT ROUTE WITH THE BACHMANN OPTICAL AUTO-REVERSING SYSTEM

The Bachmann Large Scale Optical Auto-Reversing System brings automatic point-to-point operation to your railroad and is the perfect companion to your Closed Streetcar. Set up your system, add your motive power, and watch as it operates back and forth at your specified speed and stopping intervals between two destinations up to 20' apart. The Optical Auto-Reversing System is designed for indoor use only and is compatible with all metal 45mm track types and Large Scale trains from Bachmann and other manufacturers.

OPTICAL AUTO-REVERSING SYSTEM
Item No. 96222

MSRP: \$149.00

**Click to
learn more**





Building a Milwaukee Road Terminal Caboose

My indoor layout is based on the Milwaukee Road's Beer Line branch. One of the unique pieces of rolling stock populating the line was the Terminal (Milwaukee's nomenclature for "Transfer") Caboose. The railroad's shop built 46 of them on the frames of abandoned locomotive tenders in 1956–57. I had renderings of the caboose enlarged from drawings I had seen.

I thought I would attempt to scratch-build a model. At that time, my plan renderings seemed to be in large scale, but not sure which. I did some online research and discovered they were published in the railroad's historical society's booklet called *Milwaukee Road's Steel Caboose* by Jeff Kehoe. I knew I had the book, and after searching the house for a week, I found it. There it was in amongst unopened boxes of videos, magazines and books stored in our garage since we moved to a new home eight years ago.

I had done a prescient job a decade before. I had enlarged the renderings of both sides and the roof to 1/29th scale with measurements confirmed by the book that provided all the relevant dimensions. That opened the door to looking to USA Trains (charlesro.com) and Bachmann (bachmanntrains.com) for suitable parts.

That's the background; I'll let pictures and captions tell the rest of the story.

— Bob Boelter



The body's base is styrene with U channels on both sides. Most of the underframe is from USA Train's (USAT) Bay Window Caboose. The casting includes the steps and truck bolsters; however, there is no brake rigging provided on that model. Because the AB brake system is highly visible in the center, the brake parts came from USAT's flat-car underframe. The Bettendorf trucks are USAT and the metal wheels are Bachmann's. The castings from USAT are not compatible with my plastic cements requiring the use of Walther's Goo, and, like most of the rest of the model, screws are used to ensure a solid model.



Here is a close-up of the painted and weathered underframe. In the previous picture you'll notice I chose Kadee 831 truck-mounted couplers with a large offset. I did this not wanting to mount a coupler box directly to the see-through tread between the stairs. The tradeoff is that USAT trucks have a low mounting bar to suit their proprietary couplers.

(Continued on next page)

Photos: Bob Boelter

Custom Built & Painted Large Scale Trains

Custom Decals made to order



CATALOG
\$ 7.00
REFUNDABLE ON
ORDERS OF \$50.00
OR MORE

SHAWMUT CAR SHOPS.COM

307 North Michael Street, St Marys PA 15857

818-834-9455

email: shawmutcarshops@yahoo.com



Reindeer Pass Railroad

Your garden railroad headquarters!

Vernon & Elly Guess


10919 N. 173rd E. Ave

Owasso, OK 74055


918.361.6084

vernon@reindeerpass.com

www.reindeerpass.com



The cabin assembly is made of styrene. Because of the cutting required for doors and windows, the walls are laminates of thin sheets. The small black piece, upper right of the door is made of Plastruct square rod and drilled from above to create a snap-in holder for the ladder.



This is a railing test. The body was taped to the platform. Holes were drilled in the end stations (Plastruct square rod) and the brackets on the body. Minor revisions were needed.



Here is the painted body. One departure from prototype is the small hinges in the upper corners. There was a time when I needed two small doll-house hinges for another project, but the minimum order was 100. So, from my plentiful inventory, I decided to create fold-out red markers signaling the rear.



The finished model with light weathering and decals applied. The roof has a smoke stack (USAT), a small vent, roof walks (USAT) and distinctive roof railings. There's one problem. The truck-mounted couplers are hidden because of the length of the porches.

(Continued on next page)



2.4 GHZ Radio Control

RailBoss 4 R/C

Track or Battery

All the Features you Expect and More!

Back 'n Forth Track Throttle

Battery Conversion Modules
Reduced wiring for any battery installation

- ★ Track Power
- TrackSide R/C
- Back 'n Forth Track Throttle
- No Frills Track Throttle

North American Distributor for **from \$99**

MyLocoSound

New Premium Sound for Battery or Track Power

Heavy Diesel - Light Diesel

Universal Steam

Electric - Goose - Street Car

Trigger via R/C, IR Remote or Track Magnets

Custom Vinyl Lettering

www.GScaleGraphics.net

Del Tapparo GScaleGraphics@comcast.net 970-581-3567



So, a bridge between the couplers and the bar from the truck had to be created. Here (in white) it is being tested to a Kadee height gauge. Prototype photos show the bar from the under-frame is heavy-duty steel and muscular.



The solution (above) looks anemic. To create a more muscular looking coupler extension, more styrene was used to clad the original.



The final result with extended couplers. The end castings, with brake wheels, are what USAT calls "Bay window caboose ladder assembly." I moved the ladders to the caboose body. Here's the caboose crossing Humboldt Avenue on my layout.

HiLine™ SOUND

STEAM



DIESEL's



Full Featured System:

0.95" W



1/2" H

2.2" L

Specialty Type's



ELECTRIC's



Compatible with all scales & gauges!

Back-N-Forth's



DALLEE
ELECTRONICS, Inc.

dallee.com

246 W. Main St.
Dept. GRRN
Leola, PA 17540
(717) 661-7041



All the detail of the original drawings, and seen in the photo in the background, appear in the model, including the white railings. Now it's time to roll.



COME TO SUNNY SAN DIEGO FOR THE WEST COAST REGIONAL MEET, AUGUST 10–15, 2024!

The San Diego Garden Railway Society is excited to host the 2024 West Coast Regional Meet, Saturday, August 10th to Thursday, August 15th. You and your family are encouraged to plan a summer trip to explore ‘America’s Finest City,’ San Diego, California! Mark your calendars now!

The San Diego Garden Railway Society is creating an itinerary for the week that allows visitors to not only visit as many garden railways as they wish (self-guided, no buses) but to also take advantage of everything that San Diego has to offer. Most garden railroads will be open on two days, grouped by location to make your planning easier. In addition, clinics will be offered by our members. The Chula Vista Live Steamers will be open for free rides on the weekend of the 10th and 11th.

West Coast Regional Meet participants will receive a guide that not only describes the garden railroads to visit, but also gives a wealth of information about other San Diego attractions and places to visit. Descriptions of the various areas of San Diego will help you plan and navigate the city. More information will become available soon, including cost and registration information. For updates, visit our website: sdgardenrailway.com

Not only does San Diego offer many fantastic garden railroads to see, but it is rich in railroad-related places to visit. There are beautiful beaches and boardwalks, and world-class parks, gardens and museums. The Model Railroad Museum has layouts in many scales. Aviation buffs shouldn't miss the San Diego Air and Space Museum. Maritime buffs can visit the USS Midway Aircraft Carrier Museum and the Maritime Museum's collection of historic ships. Families will enjoy SeaWorld, Legoland and the world-famous San Diego Zoo and Safari Park. Don't forget the Birch Aquarium. There is truly something for everyone!

For those who love good food and night life, San Diego offers the historic downtown Gaslamp District, the food shops and restaurants of Little Italy, the popular LGBTQ+ district of Hillcrest, and the craft breweries on 30th Street in NorthPark.

We look forward to seeing you!



LOCOLINC SERIES 200

Wireless Control Solutions



Keithco, Inc
locolinc.com
(503) 635-7604

Automatic device discovery and WiFi format make the new Locolinc 200 Series the most user friendly interface on the market.

- **WiFi format at 2.4 Ghz**
- **Loco and Accessory Receivers**
- **Track or battery voltage (12-24V dc)**
- **Automatic device discovery: Loco & Accessories**
- **Superb NEW user interface 3"x 5"x 1"**
- **Easy implementation & cost effective**
- **Easy conversion for existing customers**
- **Renown LOCOLINC quality & reliability**

www.GardenLines.net

Nancy Norris
Miniature Plant
Expert & Author
creates gardens
for model trains!

(925) 408-9402
nunorris@aol.com



SDGRS News - October 2023

Succulents are a Great Choice for Garden Railroads Part 2 By Marilyn Teague

Welcome back. Last issue we talked about the benefits of adding succulents to your garden railroad. Hopefully you were intrigued and maybe even picked out a place in your layout for some *aeoniums* or a bonsai crassula. Now it's time to pass along some tips to help you make those plans a reality.

Layout Design

If you don't already have a layout, this is the perfect time to plan your garden railroad with succulents in mind. Incorporate elevated areas, gentle slopes, and rocky terrains where succulents can thrive. If you have an existing layout, look for areas that need refreshing or where you'd like another point of interest. Once you know where the new plants will go, take a moment to decide how you'll bring water to the succulents, especially if they'll require a different watering schedule than the existing plants.

Plant Selection

Research different succulent varieties and choose those that complement the theme of your garden railroad. Last month's article included some examples to get you started, but there is a tremendous variety of succulent species available in the San Diego area. Wander the aisles of your local nursery to get more ideas. I've found some great options at Walter Anderson Nursery in Poway and our local Home Depot. Check the plant tags before you buy to make sure your new succulent is compatible with the light conditions in your layout.



Plant tag with care requirements



Potting mix and pumice

Soil

Succulents need well-draining soil to avoid root rot. Overwatering is the most common problem that new growers encounter. If your current soil doesn't drain well, consider mixing succulent potting mix with the existing soil where you're planting. I've found that amending the top 6-8 inches of soil around a new plant helps it drain well and root successfully. There are many brands of succulent soil available locally and on-line. E.B. Stone Cactus and Succulent Mix is one of my favorites, it has a nice balance of organic and coarse material. I often add pumice (available at your local nursery) to the potting mix (1 part pumice to 3 parts potting mix) to improve drainage even more.

continued on next page

Succulents continued

Watering

Even though succulents are drought tolerant, routine watering is still required, especially in the summer. The key is to avoid overwatering your succulents. Remember to let the soil dry out between waterings. Using a low-flow drip irrigation system with a timer can provide the right amount of water directly to the roots. These systems offer multiple dripper and sprayer options and are easy to set up and modify as your succulent collection grows. Be wary of adding the optional soaker hoses to your drip system. We found that the soaker hoses attracted thirsty canyon critters from the other side of our fence. Field mice, etc. would regularly chew through the hoses. Swapping the soaker hoses for dripper and sprayer heads fixed the problem.



Drip watering system components



Fertilizing

Outdoor succulents generally don't require additional feeding if they're planted in healthy soil. But if the soil is lacking nutrients, there's little downside to occasional fertilizing. It's best to use a product formulated specifically for succulents or cacti to avoid burning the plant (succulents are sensitive to high nitrogen content fertilizers). Just follow the directions on the package. I've tried fertilizing our succulents off and on over the years with mostly positive results.

Succulent fertilizer

continued on next page

Create Beautiful Scenery
for your model railroad displays




Hot Wire Foam Factory tools and products are perfect for turning foam into detailed model railroad landscapes!

Get 10% off with code **GRMHWF10**
*Excludes CNC Machines

Hot Wire
Foam Factory

1-866-735-9255
www.HWFF.com



Project by Robin Adair

Succulents continued

SDGRS News - September 2023

Maintenance and Tools



**Hori-Hori knife, pruners,
longsleeve gloves**

Once your plants are in place and growing happily, you'll need to trim them back occasionally to maintain the scale of your layout. I use basic garden pruners for much of this work, but have found that our cordless Ryobi hand-held grass trimmer works wonders to keep our ground cover away from the tracks.

You might also find a random weed or two hiding among your succulents. A Japanese Hori-Hori knife can make weeding almost effortless. It's a great all-around tool that's good for digging, planting, and even cutting small branches. Once you have one, you'll find all kinds of uses for it. Finally, a pair of long-sleeved gardening gloves comes in handy when you work around succulents with sharp spines or corrosive sap.



**Ryobi cordless
grass trimmer
in action**

These are just a few tips to get you started. So much more can be learned by simply giving succulents a try. Our San Diego climate (coastal prairie and sage scrub) is ideal for incorporating these plants in your garden railroad. And there are numerous on-line resources to help answer your questions and give you inspiration. Check out the following informative videos:

Free Plants Forever: Succulent Tips for Beginners - Tips to Grow Thriving Succulents
<https://tinyurl.com/a9adz6h9>

Free Plants Forever: How to Water Succulents (and not kill them!) - Succulent Care Tips and Tricks
<https://tinyurl.com/5n8euvse>

Laura Eubanks from Design for Serenity (a San Diego succulent landscape designer)
<https://www.youtube.com/lauraeubanks>

Happy planting!!

Chris & Marilyn Teague's Coyote Canyon Railroad will be one of the layouts open for self-guided tours during the 2024 West Coast Regional Meet in the San Diego area. For info, go to: sdgardenrailway.com


Valley Train Station

13780 Pipeline Ave
Chino CA 91710

Phone: 909-902-5351
FAX: 909-902-5352

Hours: 10 to 6 Tues-Sat

G Scale Only!
Slot Cars too!



**IF YOU CAN DREAM IT
WE CAN BUILD IT**

WWW.JSWOODCRAFTS.NET

Structures, Animation, Motorization,
Diecast, Accessories, Custom Freight Cars,
Custom Work and more.

e-mail: jswoodcrafts@sbcglobal.net

ALL FIGURES & DIECAST 30% OFF
310-539-4246 P.S.T. All Week 10 to 5 P.M.

Gary Raymond Metal Wheels

Upgrade to higher quality wheels!

Easy Installation

Reliable on all large-scale track

PO Box 1722-N, Thousand Oaks CA 91358
805-492-5858 • M-F, 9-5 PST

www.trainwheels.com
graymond@earthlink.net

NOT ALL METAL WHEELS ARE CREATED EQUAL™



2024 G-SCALE SOUTHEAST REGIONAL GET-TOGETHER AUGUST 23-25, 2024!

The **Georgia Garden Railway Society (GGRS)** is proud to host the **2024 G-Scale Southeast Regional Get-Together** August 23-25, 2024. The event will be centered around the 65th Atlanta Model Train Show held at the Gas South Convention Center, formerly the Infinite Energy Center, Duluth, GA on Saturday, August 24. Layout tours of GGRS garden railroads will be held on Friday, August 23 and Sunday, August 25. A special gathering meal is being planned.

Garden railroad layouts east and north of Atlanta will generally open on Friday and those south and west of Atlanta will open on Sunday. Fourteen GGRS layouts plus the Train Installations shop and TRAINZ.com new warehouse are signed up so far; we anticipate about ten each day. All tours will be self-guided.

A Get Together all-you-can-eat buffet (\$35) will be held on Friday evening at a Gwinnett County Park close to the Gas South Center. Visiting with fellow garden railroaders while consuming some great southern BBQ will be a great way to end your day of touring area layouts!

Early registration is now open on the GGRS website, ggrs.info, with additional info. Your registration bag will include a booklet with self-guided tour information, a commemorative pin, and a \$1 off coupon on your \$10 train show admission.

Embassy Suites, Duluth, GA will be headquarters for the event. Room rates under \$200 a night include breakfasts and a Thursday evening reception. A limited number of rooms are available. Ask for the G-Scale Southeast Regional Get-Together rates.



The Saturday train show, Atlanta's oldest and largest all-scale Model Train and Railroadiana Show, will serve as the Vendor Hall (\$9.00 admission with registration discount coupon). There will be operating layouts as well as well-known Atlanta vendors including TRAINZ, Split Jaw, Train Installations, and MELOVETRAINZ plus many other G-scale vendors. Email rrshows@aol.com for vendor info.

Optional activities in Atlanta on Saturday include The Southern Museum featuring the 4-4-0 Civil War locomotive 'General' and the Southeastern Railway Museum with lots of locomotives and rolling stock on display. Take time after enjoying the train show to enjoy these train themed activities.

Register now and save the dates of August 23-25, 2024!



Train Installations

Model railroads for home or business
Overhead-Garden-Tabletop
David Bennett
770-597-0038
dave@traininstallations.com
www.traininstallations.com

If there is enough interest, there will also be a separate purchase collectible G Scale train car. It will be a unique L & N freight car from USA Trains. Advance orders will be taken on the registration page.

See you in Atlanta!



Every era, every scale!
Trainz.com
Downsizing?
Sellmytrains.com
1-866-285-5840

My Egliner Pickup

by David Hawk, member of the Buckeye State Garden Railroaders



My wife and I love the Egliners first made by Aristo-Craft and now Bachmann. I wanted to have something different. I thought, "Pickup Truck" since I drive a truck. So I looked for and found a used Egliner on line, a Maintenance of Way (MOW) by Aristo-Craft. I got it for a good price and started planning.

First I removed the four screws on the bottom beside the motor block. This loosened the body from the frame.

Then I looked at separating the front and back halves. This proved simple since the Aristo-Craft Egliners were only glued together. Bachmann Egliners are molded as one piece so you would have to cut it apart. After separating, I cut the wire for the 3 lights on the half I planned on cutting down to make the truck bed. Then, it was to the bandsaw to cut off the windows. I cut at the bottom of the window which left a rib on it to glue the base. A red paint pen covered the cut and that was done.

The Egliner had a cardboard base in it, so I took a piece of 1/8" clear plastic and traced it out. Then I roughed up one side so paint would stick and painted it black. I put the painted side down in the bed of the pickup, so the paint would not scratch when items were loaded. I also traced the outside of the cab and cut plastic to make the back of the cab. I painted that grey to match the cab.

I work in a machine shop where we buy small end mills to drill material. I took a couple of the clear round plastic tubes they come in, and cut the ends off to make the yellow dome on top and red on the rear. Then, I used black plastic we had and made the .400" diameter by 1/8" thick base for the dome. I measured the dome part to make it fit the base; all are different diameters. I drilled 3/16" diameter holes in the body to allow the wire to go through, but not the LED (LEDs from Evan Design) and yes, they blink! Then, using the wire ends from the lights I cut off the Egliner, I connected each LED to one of the wires.



You can put barrels, cable or a toolbox on the bed of the truck (held on with removable putty or gel), so it can go out and repair that track!





LOCO OF THE EDITION

Hillendale Rwy #10 Styled as a late 1890s Baldwin 4-6-0 by Michael Lechicky

Hillendale Railway #10 is a Bachmann Annie 4-6-0 that I painted and detailed in an attempt to represent Baldwin Locomotive Works products of the late 1890's. My locomotive was finished for my fictional railroad, the Hillendale Railway, as a sorely needed new passenger locomotive. It enjoys a healthy working life pulling passenger trains in my backyard in New Jersey.



Back in the 1800's, American railroads did not have paint schemes: rather, locomotive builders had paint schemes, so a Rogers locomotive on a given road would look a certain way, while a Baldwin would have its own distinct livery. In the mid-1800's, locomotive liveries were quite colorful, sometimes zany, while by the 1920's most railroads were specifying black paint on new orders. But the period between 1890 and 1910 is one that I feel is not covered by many modelers, and I find myself drawn to these Edwardian locomotives. For Baldwin at that time, a deep olive green was the basic ground color, and the linework and gilt had become greatly subdued since the 1870's but was still mildly ornate. In the 1890's, a Baltimore & Ohio locomotive painted for the 1893 Columbian Exposition inspired a resurgence to somewhat more ornate tastes, and this is how my locomotive is painted.

I referred to the *Baldwin Book of Styles* digitized by Stanford University in 2022 [<https://searchworks.stanford.edu/view/4082933>], a master book housed at Baldwin that directed painters in the finish and linework of steam locomotives. The two-volume book contains gorgeous hand-painted renderings of domes, headlights, cabs and other details that the painters would reference and mix and match (as directed) to cobble together the paint scheme for a new locomotive. I was also inspired by Detroit & Lima Northern #7, an 1897 4-4-0 at The Henry Ford museum.

continued on next page



Style book for locomotive painting detail, volume 1
Baldwin Locomotive Works Records, M0015, Dept. of Special Collections, Stanford Libraries, Stanford, Calif.

Hillendale Railway #10 continued

Much of the gold linework was applied by hand with the tip of a paperclip; I found a pigment-rich gold acrylic ink that gave a much more robust luster than conventional gold paint or paint pens. In fact, the entire locomotive was hand-painted. (Badger Modelflex paint brushes on really well.) The tender, on the other hand, utilizes a printed wrapper laminated with gloss packing tape. The dome artwork is printed wrappers, with screen captures from the digitized Baldwin book itself of the appropriate geometric arabesques. It should be noted that by 1898, the chosen build year for my model, Baldwin was no longer in the habit of providing its products with either brass boiler bands or ringed (“fluted”) domes. However, I’ve found Baldwin builder’s photos as late as 1903 with these features, so I figure it was a special order by my fictional railway company.

The boiler jacket is much too flashy to be “accurate,” but it has the benefit of looking neutral-colored under cloudy skies, and brilliant blue on a sunny day. This is because I used holographic vinyl for the jacket. It mimics in practice, if not in science, the general effect of the prototype. Back when paint wasn’t heat-resistant, locomotive boilers were clad in a bare-metal reflective jacket that was both rust-proof and heat-resistant, called, broadly, planished iron.

Why does it have a wood-burning stack but a coal-burning smokebox? Dunno, I liked the visual combination.

I found that picking out individual details with paint greatly enhanced the already great detail on the Bachmann model. For instance, I painted the oil cups on the driving rods a brass color, and carefully masked the cylinders and cab to give sky-facing surfaces an oxide red finish. Baldwin painted roofs and walking surfaces with a durable, easily-repaintable oxide paint; these parts of the locomotive would not be seen by the public from the ground.

Small details can go a long way.



Submit your scratch built, modified, weathered or detailed—unique in some way— loco.
Send your photos and write-up to Editor@GRNews.org or Marketing@GRNews.org.

A Look Forward: Matt Abreu's Hidden Jewel, A Railroad in a Garden

By Jeff Namba

Tucked away in a quiet portion of Granite Bay (near Sacramento) is a gem of a layout that's designed to complement the beauty of its surroundings, rather than command all of your attention.

Upon first arriving in the backyard of Matt Abreu's home, one gazes across the grassy yard and sees several vintage steam tractors and wonderfully rusted out Ford pickups permanently parked in the neatly manicured garden landscaping along the far perimeter of the property. The bed of one old truck is the source of a waterfall that cascades down into a small pond below. A walking path from there leads to a comfortable viewing area with a fire pit, and nearby is a small rustic shed that has an old Coke machine on its porch. A well-worn mining cart perches near the end of a small section of track. There's a converted silo that houses a barbecue and other kitchen amenities for entertaining. With all of these eye-catching elements to study,



you'd be forgiven for not immediately noticing the evidence of a garden railroad, and that's by design. Granted the eighteen foot long, two and a half foot tall wooden trestle at the far end of the property tells you that there's a model train layout here, but at first blush you'll still need to look a little harder for clues.

Marvelous Matt's Mining Company is a labor of love conceived by Matt Abreu of the Sacramento Valley Garden Railway Society (SVGRS). Built in 2020 in the expansive backyard of his home, this isn't so much a garden railway as a "railway in the garden." You won't find miniature towns or railyards, no gatherings of tiny people and livestock—just trains.

continued on next page

PIKO IS MADE FOR ALL SEASONS! For high-quality all-weather fun, explore new 2024 items rolling in at our website!
piko-america.com/pages/catalogs-brochures-and-flyers

D&RGW MiniMogul Steam Loco 247 (38239)

PIKO America · 877-678-4449
www.piko-america.com

PIKO

Matt's reasoning for this is that when there aren't trains running, the surrounding garden landscaping comes back to the forefront.

When the trains *are* running, it is impressive. They make their way around 800 feet of track, including the aforementioned trestle, under large evergreens and past neatly manicured flowers and plants in a twisted over/under figure 8 configuration. In order to accommodate some of the larger locomotives in the Abreu collection, the sweeping curves have at least a 16' diameter. Piko 10' flex track is used throughout to keep the number of rail joints to a minimum. When idle, the trains are hidden from view; they are parked in a 32-foot long indoor storage yard behind that rustic shed, with five long lines of storage.

The train inventory includes a large array of steam and diesel locomotives, all battery powered with AirWire controllers and Phoenix sound. And there's a dizzying collection of rolling stock. On any given day of train operation you'll see long consists comprised of loaded flatcars, coal cars, lumber, MOWs, you name it. Everything has been weathered and/or customized in some fashion, typically with graphics Matt has come up with himself.

continued on next page



THE LEADER IN TRACK POWER



BRIDGEWERKS
253-225-9032
BRIDGEWERKS.COM

Gene's Integrated Engine and Sound

MostlyGscale.com

Locomotive repair
Installation-Sound and DCC Decoders
We install in your locomotive/tender
Sales of new and pre-owned items

Some O scale, die cast & brass, has arrived. ESU Loksound 5 decoders in stock. Check website for new additions. New & used Christmas cars still available. New—a brick-and-mortar store for local pickups. More items to come soon on website. Call for more information.



Gene Rahrig

Ph (937)864-7411

If you have any questions, don't hesitate to call from 8 a.m. to 6 p.m. Eastern time Mon—Thurs and 8 a.m. to 4 p.m. Friday and Saturday

8074 Dayton-Springfield Rd. Fairborn OH 45324
Email bgrails@flatdon.com for specific information
Please let us know where you saw this ad.
We can negotiate on most items



Last September, the Sacramento Valley GRS general meeting took place here and a train promoting the 2025 National Garden Railway Convention was on full display. Each locomotive and car in the train had a unique graphics wrap painstakingly applied depicting scenes and landmarks in the greater Sacramento area. As the Chairman of the upcoming 2025 National Garden Railway Convention, Matt is doing more than his part to help promote not only this upcoming event but the hobby of model railroading as a whole.

Matt's enthusiasm extends well beyond his home layout. He is also part of the SVGRS Modular Group that travels to various events in the region with a portable layout to help spread the G-Scale gospel. And for the last several years he and his dad Jerry have shown off their rolling diorama The Wandering Railroad—a converted horse trailer that houses a beautifully detailed and highly animated scenic layout that can be set up in just minutes. The two Abreus have travelled far and wide, including the NGRCs in Denver and Santa Clara, proving what can be done with large scale trains in a compact space with enough ingenuity and know-how.

So make a mental bookmark to attend the next NGRC event in Sacramento in 2025 where Matt's "railroad in a garden" will emerge in its full glory. It should be one of the high-lights of the Open House tours!

Introducing: The NEW Split Jaw Reversing unit

- Automatically shuttles your trolley/train back & forth
- Gentle acceleration/deceleration at ends
- Easy setup with self-teaching software
- Adjustable delay
- Optional intermediate station stop
- Optional weatherproof enclosure

Starting at \$199.00

For more info:

www.railclamp.com



"Big Jon"

All Scales and More
Trains, Planes, Automobiles,
Boats, Rockets & Buildings

PayPal



or Cheques

CUSTOM WATER SLIDE AND VINYL DECALS

Please visit our website:

www.modeldecaldepot.ca

293-13986 Cambie Road,
Richmond, BC, Canada V6V 2K3
T. 604-279-9866 F. 604-279-9856
email: adlionprint@shaw.ca



FINGER LAKES LIVE STEAM GARDEN RAILROADER PICNIC JUNE 9, 2024

Since 2008, the **Finger Lakes Live Steamers** club in Marengo, NY has hosted a **Garden Railway Club Picnic** to give garden railroaders in the region the opportunity to come run on our layout, meet other garden railroaders and get a ride on the other layouts at FLLS. We will do it again this year on **Sunday, June 9th** from 10:00 am until 4:00 PM.

In conjunction with the CNY Large Scale Railway Society, the Western NY Garden Railway Society and the Genesee G Gauge Railway Society, the club will be open Sunday, June 9th, from 10:00 am to 4:00 PM with a picnic lunch served around 1:30 PM. We will provide hot dogs, hamburgers and rolls. Participants are asked to bring a dish to share. Please RSVP the number of attendees to Roger Caiazza (roger.caiazza@gmail.com) by Wednesday, June 5, so that he can arrange for the food. Please bring your own drinks and plan to pay \$3 per person for the meat.

We would like you to bring trains to run, but because many of our club members now use battery power, we cannot promise that track-power running will be trouble-free. Our Gauge One layout is landscaped with a couple of large bridges and a stream. The Gauge One garden layout has three separate loops and two have electrical power. The three loops are interconnected, so a really long run is possible if you have battery-powered trains. In addition, we have a yard with room for long trains. There is also a Gauge One elevated track with two loops for live steam trains.



If there is interest, then we will do some “operating” so you can try your hand at doing some switching and doing a switching puzzle.

Finally, we will have a trunk sale for any of your surplus Gauge One trains. Bring anything you want to sell and we will have a place where you can display your items for sale.

Directions to the club and pictures of all three layouts can be found at: fingerlakeslivesteamers.org.

Battery Power Your TRAINS
For G, O, ON30, S, & HO Scale

RailPro Loco Modules w/sounds \$89 or \$167

Select 1 amp or 6 amp w/sound. Save \$139 over AirWire/Phoenix combo.

RCS REMOTE CONTROL SYSTEMS OF NEW ENGLAND

Sales • Installation • Service
603-321-1347
email: donsweet@rcsofne.com
www.rcsofne.com

The Home of Garden Railways
since 1987


G SCALE SOCIETY

Good Times with Great Friends
25 UK Area Groups & Free Online Support

Join Today!
12 Months of Full Membership Now!

4 Quality Journals (worth £20+)
Society Calendar, free Insurance* & Technical Manual

www.gscaleociety.com
*see website for details



STRAIGHT FROM THE IRON HORSE'S MOUTH

Letters to the Editor should be sent as e-mails only to Carla Brand Breitner at:
Editor@GRNews.org

Letters will then be addressed accordingly and/or passed on to the author for further edification. Unless marked otherwise, letters to this publication are assumed to be submitted for print. Please include your name and club affiliation. Please note that we may not be able to print all letters, though we will try to respond to them. Letters may be edited for length and clarity. We are unable to answer requests for information about specific products or systems; these are best addressed to the appropriate manufacturer.

Outreach Ideas from Medford, Oregon

Thanks, Mick [for notification email regarding release of issue 2023 #6]. I did click and distribute this upon receipt.

FYI, I also ordered a hard copy from blurb.com, which came in the mail yesterday. Wow, did they do a nice job—quality paper, great color and bound like a book, not a magazine. I'll be sharing this around the club to raise awareness and include the few members who are internet-phobic.

By the way, I think we missed a bet—we should have let you know we have a train exhibit at the Rogue Valley Mall (Medford, OR) open daily thru early January. We're running six G-Scale lines and several N and Z as well.



Wish we had let you know so we could have been included in the list of holiday events in this issue.

Neal Smith
 Medford Garden Railroaders OR

Thank you for the distribution of GR News. Getting a print copy to show members is a great idea, which we are likely to mention to other clubs.

It's also wonderful that you are running at the mall. Your promotion of the hobby is terrific.

Mick (seconded by your editor, Carla)

Printed copies of *Garden Railroading News* are available on demand from:

www.blurb.com/user/GRNewsEditor



Seen on the Tracks

A G Scale Realistic Scene Photo Gallery

Please send uncompressed photo (with caption information describing the scene, rolling stock, railroad name & proprietors, location, and photographer's credit) to: Editor@GRNews.org; photos may also appear on the *GR News* website and social media.

Affiliated Clubs outside the US by Province & Country as of 1/25/2024

CANADA

AB	Northern Alberta Garden Railroaders
.....	Rocky Mountain Garden Railroaders
BC	Black Mountain Railway Club
.....	BC Society of Model Engineers
.....	Fraser Valley G-Scale Friends
.....	Greater Vancouver Garden Railway Club
.....	Vancouver Island Garden Railway Club
ON	Bluewater Railroaders (formerly Ontario's West Coast GRS)
.....	Burlington Model Railway
.....	Central Ontario GR Association
.....	Golden Horseshoe Live Steamers
.....	London Garden Railway Society
.....	Ottawa Valley Garden Railroad Society

COUNTRIES BEYOND NORTH AMERICA

AUS	Garden Railway Club of Australia Inc.
.....	Australian Model Railroad Assoc QLD
.....	Australian Model Railroad Assoc VIC
DE	Club der LGB Freunde Rhein Sieg e.V. (Monchengladbach/Rheydt)
NZ	Auckland Garden Railway Group
.....	Christchurch Garden Railway Group
.....	Locos, Lads & Lasses
.....	Waikato Garden Railway Group
.....	Wairarapa Garden Railway Group
.....	Wellington Garden Railway Group
SWE	NTJ, Nässets Trädgårds Järväg (Varmland)
.....	Sveriges Tradgardsjarngar (Stockholm)
CH	US G-Scale Friends Switzerland
UK	G Scale Society United Kingdom
.....	Kent Group: G Scale Society

Affiliated United States Clubs by State as of 1/25/2024

* Club/Society includes members from multiple states and is listed under each state.

AL	North Alabama Garden Railway Club	ME	Maine Garden Railway Society
AR	Greater Hot Springs Garden Railway Society	MI	Lakeshore Garden Railway Club
	Northwest Arkansas Garden Railway Society	MN	Minnesota Garden Railway Society
AR/OK/MO*	Ozark Garden Railroad Society		Minnesota Friends of Garden Railroad & G Scale
AZ	Arizona Big Trains Operators	MO/KS*	MO-KAN Garden Railroaders
	Central Arizona Model RR Club	MO/AR/OK*	Ozark Garden Railroad Society
	Gadsden Pacific Div. Toy Train Operating Museum	NC	Apple Valley Model Railroad Club
	Oracle Community Learning Garden Kid's Railroad		Gibsonville Garden Railroad Inc
	Sun City West Model Railroad Club		North Carolina Garden Railway Society
	Tucson Garden Railway Society		Piedmont Garden Railway Society
	VDO Garden Railroad Club	NE	Rivercity Railroaders
	West Valley Garden Railroad Society		Starry Night Railway
CA	1:32 Scale Group	NH	New Hampshire Garden Railway Society
	Bay Area Garden Railway Society	NJ	New Jersey Garden Railway Society
	Central California Coast Garden Railroad Society		South Jersey Garden Railway Society
	Del Oro Pacific Large Scale Modular Railroaders	NM	New Mexico Garden Railroaders
	Diablo Pacific Short Line	NV	Las Vegas Garden Railroad Society
	Fairplex Garden Railroad Volunteers		Northern Nevada Garden Railroad Society
	Gandydancers	NY	Central New York Large Scale Railway Society
	Gold Coast Garden Railway Society		Finger Lakes Live Steamers
	Mendocino Coast Model RR & Navigation Co.		Genesee G Gauge Railway Society
	Orange County Garden Railway Society		Hudson Valley G-Scalers
	Redwood Empire Garden Railway Society		Long Island Garden Railway Society, Inc.
	Sacramento Valley Garden Railway Society		Western New York Garden Railway Society
	San Diego Garden Railway Society	OH	Buckeye State Garden Railroaders
	San Joaquin Valley Garden Railway Society		Columbus Garden Railway Society
	San Leandro Historical Railway Society G&O Rwy	OH/KY*	Greater Cincinnati Garden Railway Society
	Santa Clarita Valley Garden Railroad Club		Miami Valley Garden Railway Society
	Santa Fe & Butthead Cove RR Train Group		Northern Ohio Garden Railway Society
	Shasta Garden Railway Society		Riverside Railroad Crew
	Southern California Garden Railway Society	OK	Central Oklahoma Garden Railroad Society
	Upland Garden Railroad Society	OK/AR/MO*	Ozark Garden Railroad Society
CO	Denver Garden Railway Society		Tulsa Garden Railway Club
	Grand Valley Model Railroad Club	OR	Cascade Crossing Module G-Scale Group
	Mile High Garden Railway Society		Medford Garden Railroaders
	Northern Colorado Garden Railroaders		Northwest "G" Railroad Club
CT	Boothe Memorial Railway Society		Rose City Garden Railway Society
	Central Connecticut "G" Gaugers Modular Club	PA	Lehigh Valley Garden Railroaders
	CT "G" Scalers		North Central Pennsylvania Mountains GRS
D.C./MD/VA*	Washington, Virginia & Maryland GRS		Pennsylvania Garden Rail Society
DE	First State Model Railroad Club		Pittsburgh Garden Railway Society
	Shore Line Garden Railroad Club		Southeastern Pennsylvania Garden Railway Society
FL	Emerald Coast Garden Railway Club		Susquehanna Valley Garden Railway Society
	Florida Garden Railway Society	TN	Crossville Model Railroad Club
	Gulf Coast & Central Florida RR Museum, Bushnell Stn		Knoxville Area Model Railroaders
	Model RR Division of Florida RR Museum		Mid-South Garden Railway Society
	Tradewinds & Atlantic Railroad, Inc		Nashville Garden Railway Society
	West Florida Railroad Museum	TX	Houston Area G Gaugers
GA	Georgia Garden Railway Society		North Texas Garden Railroad Club
IA	Central Iowa Garden Railway Society		San Antonio Garden Railway Engineer Society
ID	Southern Idaho G-Scale Railroad Society	UT	Color Country Model Railroad Club
ID/WA*	Inland Northwest Garden Railroad Society		Utah Garden Railway Society
IL	Chicago Area Garden Railway Society	VA	Piedmont Railroaders
	LGB Model Railroad Club of Chicago		Tidewater Big Train Operators
	Midwest RAILS (Railroaders Active In Large Scale)	VA/DC/MD*	Washington, Virginia & Maryland GRS
IN	Illiana Garden Railway Society	WA	Emerald Heights' Garden Railroad
	Indiana Large Scale Railroaders	WA/ID*	Inland Northwest Garden Railroad Society
KS/MO*	MO-KAN Garden Railroaders		Puget Sound Garden Railway Society
KY/OH*	Greater Cincinnati Garden Railway Society	WI	Kenosha Garden Railroad Society
LA	Greater Baton Rouge Model Railroaders		Wisconsin Garden Railway Society
MA	Amherst Railway Society		
	Rusty Rails & Rotten Ties		
MD	Mason Dixon Large Scale Railroad Society		
MD/DC/VA*	Washington, Virginia & Maryland GRS		

NATIONAL US

Big Train Operator Club LGB of America

Please let our advertisers know you appreciate their support for *Garden Railroading News*.



ADVERTISER INDEX

Click on an ad to take you to their website (if they have one).

2025 NGRC Sacramento CA	40	MO-KAN Midwest Gathering 2024 ...	17
Accucraft/Live Steam Station	13	Mostly GScale.com	35
Bachmann	22	MyLocoSound	24
Bridgewater	35	Only Trains.....	18
Dallee Electronics	25	PIKO America	34
EnterTrainment Junction	40	RailBoss	24
Finger Lakes Garden Rail Picnic	37	RCS of New England	37
GardenLines.net	26	Reindeer Pass	23
Gary Raymond Wheels	29	RLD Hobbies	16
G Scale Graphics	24	Shawmut Car Shops	23
G Scale Society – UK	37	Southeast Region Get-Together 2024	30
Hot Wire Foam Factory	28	Split Jaw Products/RailClamp.com	36
J.S. Woodcrafts	29	Sunset Valley Railroad	17
LGB America	8	Train Installations	30
Live Steam Station/Accucraft	13	Trainz.com	30
Locolinc (Keithco Inc)	26	Valley Train Station	29
Model Decal Depot	36	West Coast Regional Meet 2024 ...	26

Please let our advertisers know you appreciate their support for *Garden Railroading News*.

Download Back Issues of *Garden Railroading News* with the Archive Tab at www.GRNews.org

Direct download web addresses changed in 10/2022 due to technical issues.

How to Download *Garden Railroading News*

GR News is a PDF document meant to be read in Acrobat Reader. It can be read in many browsers, but is best inside Acrobat Reader where you can control more display options and jump around throughout the magazine. All browsers have a download option, but the icons can vary. Look for an arrow pointing down and try clicking on it; then choose "Save File" and a location on your device. Some icon examples are shown here. Look for the arrow.



MAGNIFYING THE NEWS
MAGNIFYING THE NEWS
MAGNIFYING THE NEWS

Having trouble reading GR News?
Make it **BIGGER**

**New Easier
Magnification Control**



**WEBSITES &
HAMBURGERS**

Are you unable to see all our website pages on your mobile phone?
If so, let us introduce you to
THE 'HAMBURGER'



**Click the HAMBURGER
TO GET TO THE
PAGE MENU**

See the World's Largest Indoor G-Scale Train Display

Our 25,000 square foot display features over 2 miles of track and over 90 computer controlled trains!

ENTERTRAINMENT JUNCTION

The Junction is for sale. The owner is looking to retire.

ons Include:
The American Railroad Museum
World's Most Complete Collection of Marbles
Plus shop at Junction Hobbies & Toys

Located near Cincinnati, Ohio
Find out more at entertrainmentjunction.com

WANTED
IN SACRAMENTO
★★★★★★★★★★
NATIONAL GARDEN RAILWAY CONVENTION
JUNE 18 - 21ST 2025

40TH NGRC ANNUAL

★ VENDOR HALL ★ CLINICS ★
★ OPEN HOUSES ★
★ NEW PRODUCT DISPLAYS ★