




SILEX

Innovation, beyond imagination

SMART CONTROL ROOMS

NOCS & SOCS



Features:

1. Slat wall

Slat wall for monitor arms

2. Storage for CPUs with front and rear doors

Closed bottom cabinet space, to meet the placement of 2 CPUs

3. LED glow side panel

Logo and color optional

4. Acrylic slat wall

Luminous acrylic panels, led strip light in it, colour can be optional

5. Siding keyboard

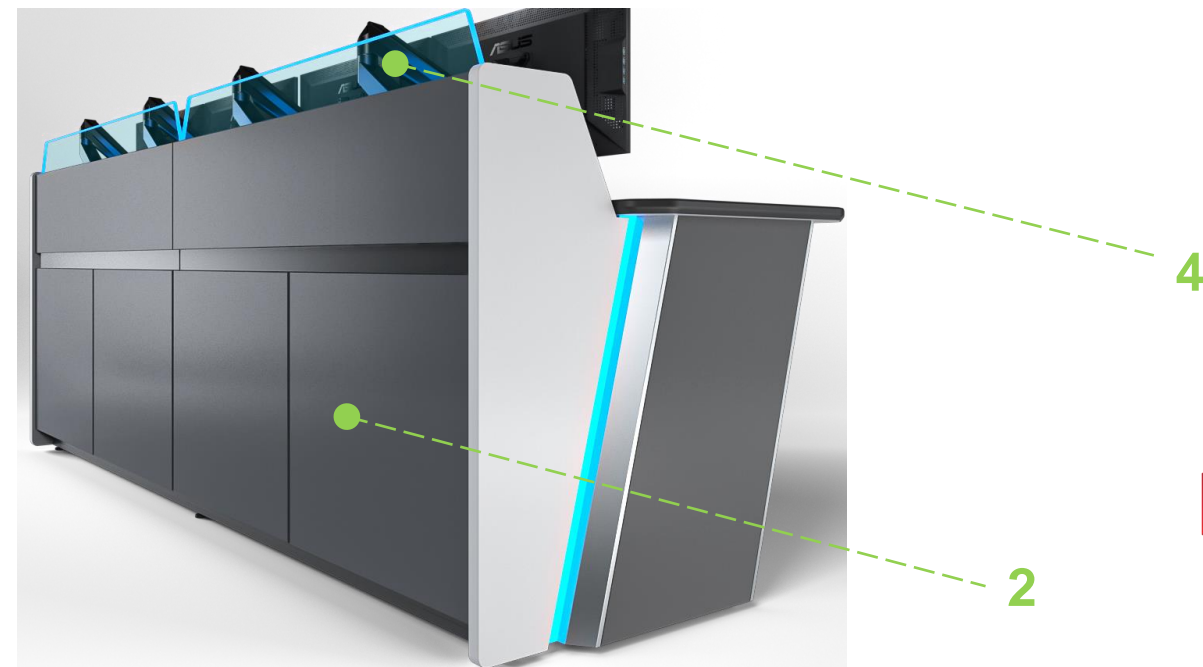
High quality cold rolled steel and front PVC hand pillow can effectively reduce work fatigue. Pull - out design, convenient and smooth

6. Cable entry on the worksurface

Hidden type outlet, many models can be selected, also can be selected with a desktop socket

7. Rear doors

The anti-pinch function of the cushioning hinge makes the door more convenient to use and maintain.





With slat wall+acrylic



The ventilation air flow is arranged to enter through the bottom of the console. After the internal natural circulation, it is located on the desk according to the principle of exchange of air flow. The design of air holes can get a good heat dissipation effect.



Sh-abc hinge buffer is installed with high quality cold-rolled steel plate. It has mute and buffering function, providing an effective warranty for your subsequent maintenance.



Without acrylic













Features

1. Slat wall

Slat wall for monitor arms

2. Storage for CPUs

Closed bottom cabinet space, to meet the placement of 2 CPUs

3. LED glow side panel

Logo and color optional

4. Acrylic slat wall

Luminous acrylic panels, led strip light in it, colour can be optional

5. Siding keyboard


High quality cold rolled steel and front PVC hand pillow can effectively reduce work fatigue. Pull - out design, convenient and smooth

6. Cable entry on the worksurface

Hidden type outlet, many models can be selected, also can be selected with a desktop socket

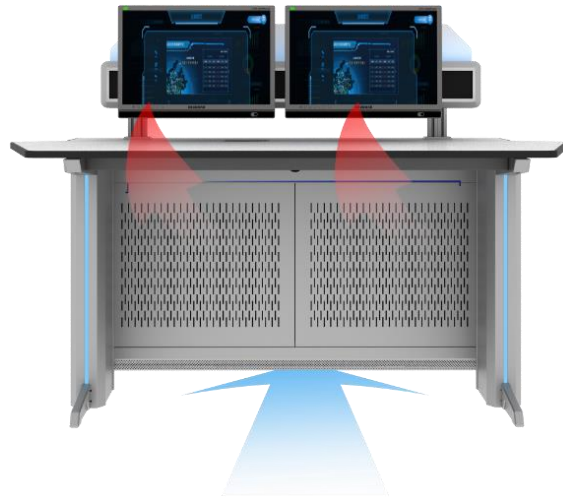
7. Rear doors

The anti-pinch function of the cushioning hinge makes the door more convenient to use and maintain.





With slat wall + acrylic



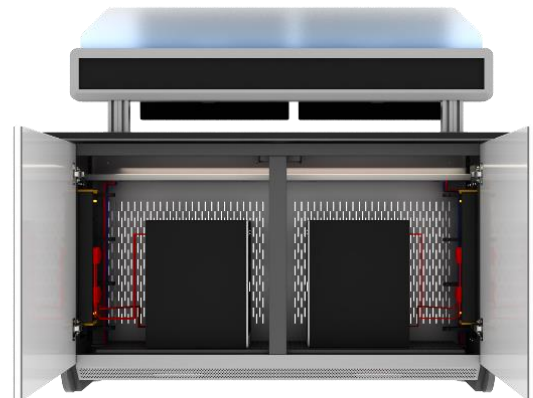
The ventilation air flow is arranged to enter through the bottom of the console. After the internal natural circulation, it is located on the desk according to the principle of exchange of air flow. The design of air holes can get a good heat dissipation effect.



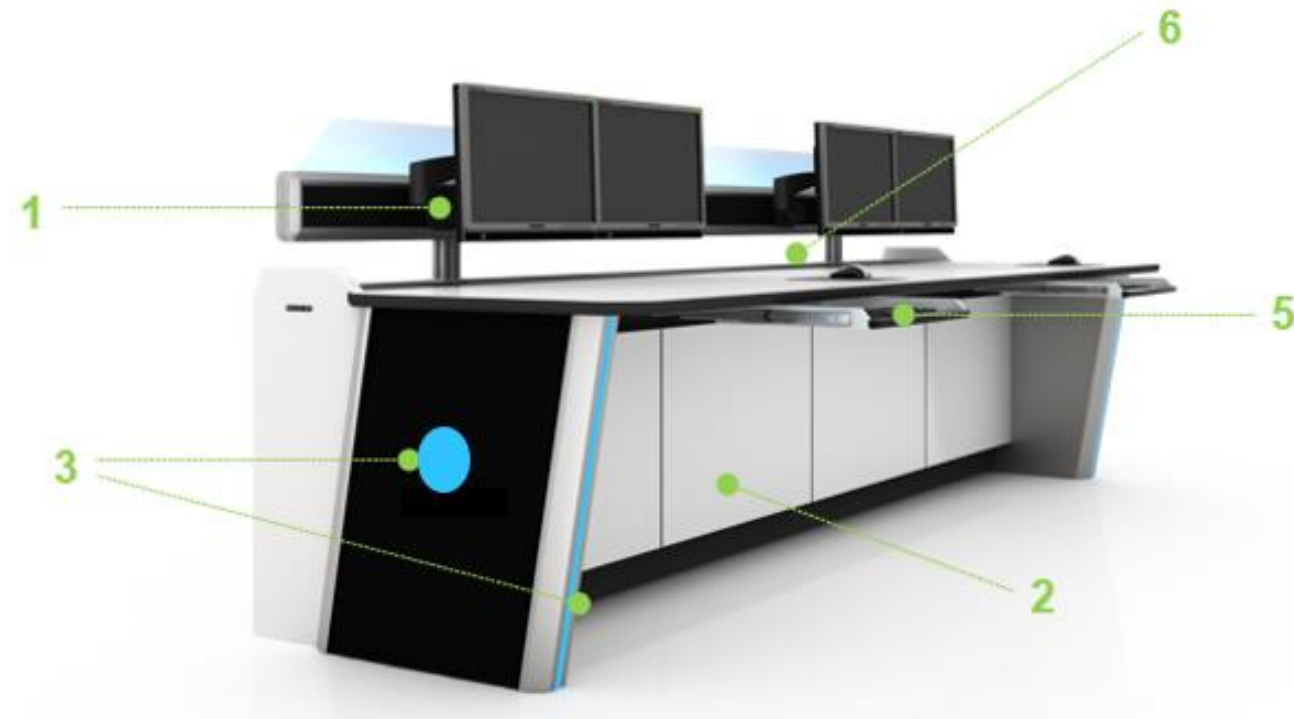
Without slat wall



Large space for legs the wider movement design for legs, the operator can operate roomily and be convenient. The anti-kick design of the bottom cabinet makes your legs more comfortable.



sh-abc hinge buffer is installed with high quality cold-rolled steel plate. It has mute and buffering function, providing an effective warranty for your subsequent maintenance.



Features

1. Multifunctional slat wall

The hidden hanging slot can fix the display bracket and PDU and other multifunctional components

2. Storage for CPUs

Closed bottom cabinet space, to meet the placement of 2 CPUs

3. LED glow side panel

Logo and color optional

4. Acrylic slat wall

Luminous acrylic panels, led strip light can be optional

5. Sliding keyboard

High quality cold rolled steel and front PVC hand pillow can effectively reduce work fatigue. Pull - out design, convenient and smooth

6. Cable entry on the worksurface

Hidden type outlet, many models can be selected, also can be selected with a desktop socket

7. Front Rear doors

The anti-pinch function of the cushioning hinge makes the door more convenient to use and maintain.



With slat wall +acrylic



Sh-abc hinge buffer is installed with high quality cold-rolled steel plate. It has mute and buffering function, providing an effective warranty for your subsequent maintenance.



The ventilation air flow is arranged to enter through the bottom of the console. After the internal natural circulation, it is located on the desk according to the principle of exchange of air flow. The design of air holes can get a good heat dissipation effect.



Large space for CPU
Perfect cable management design, large cpus storage space, suitable for a variety of equipment.

Features

1. Multifunctional monitor stand

High - strength multi -monitor stand ,, multi - Angle adjustable.

2. Sliding keyboard

High quality cold rolled steel and front PVC hand pillow can effectively reduce work fatigue.Pull - out design, convenient and smooth

3. End panels

End plate can be customized 。 wooden,metal or acrylic

4. Sliding CPU tray

This sliding CPU tray, Convenient installation and maintenance of CPU and other equipment

5. Cable chain

Cable chain, rise and fall with the desktop, effectively protect the cable

6. Cable entry on the worksurface

Hidden type outlet, many models can be selected, also can be selected with a desktop socket

7. Electric lifting column

With super stability, noiseless operation

8. Front&Rear doors

The anti-pinch function of the cushioning hinge makes the door more convenient to use and maintain.





Fixed height



Motorized adjustment



The ventilation air flow is arranged to enter through the bottom of the console. After the internal natural circulation, it is located on the desk according to the principle of exchange of air flow. The design of air holes can get a good heat dissipation effect.



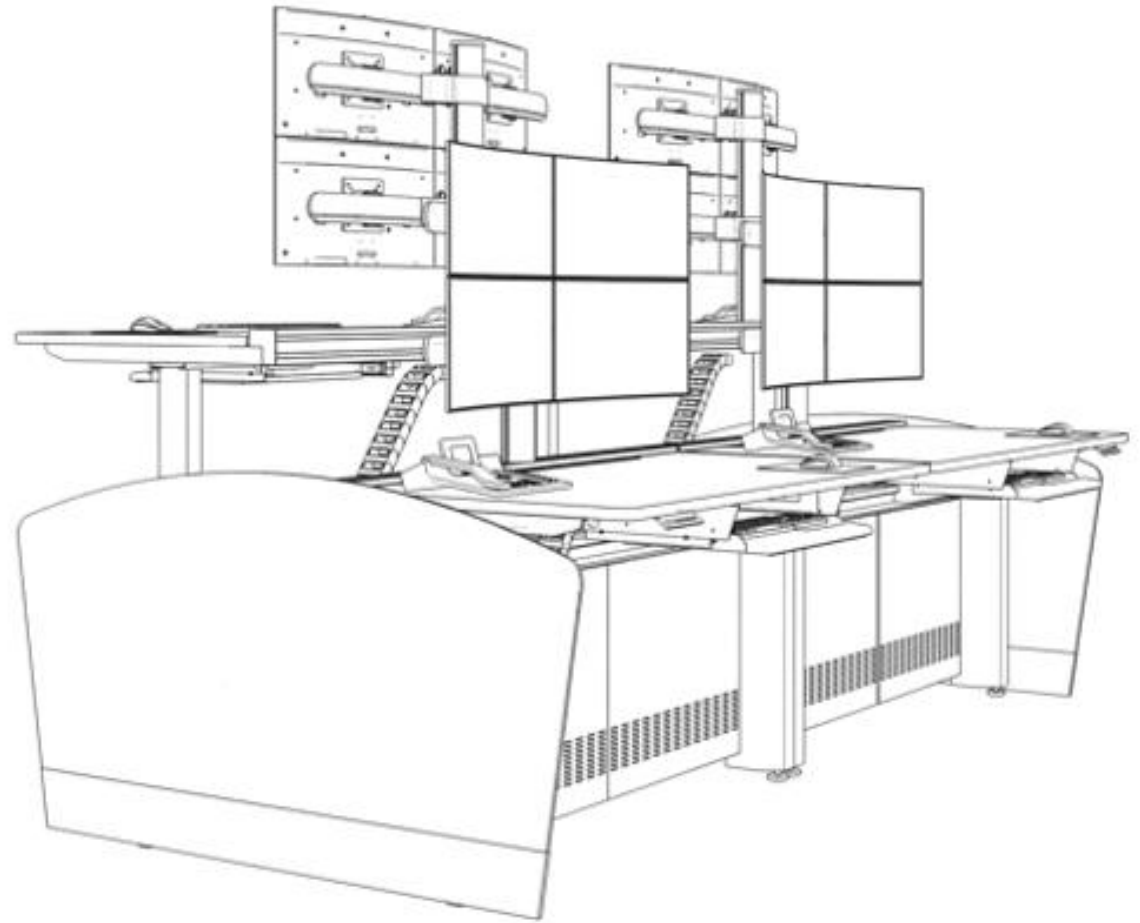

Sh-abc hinge buffer is installed with high quality cold-rolled steel plate. It has mute and buffering function, providing an effective warranty for your subsequent maintenance.



Large space for CPU
Perfect cable management design,
large CPUs storage space, suitable for
a variety of equipments.



End panels
End plate can be customized,
wooden, metal or acrylic



DIMENSION LIST

MODEL	HEIGHT	WIDTH	DEPTH
SCE (fixed height)	750mm	1600	900
SCE (motorized adjustment)	750-1250mm	1600	900







Features

1. Multifunctional slat wall

The hidden hanging slot can fix the display bracket and PDU and other multifunctional components

2. Siding keyboard

High quality cold rolled steel and front PVC hand pillow can effectively reduce work fatigue. Pull - out design, convenient and smooth

3. Cable chain

Cable chain, rise and fall with the desktop, effectively protect the cable

4. Electric lifting column

With super stability, noiseless operation

5. Cable entry on the worksurface

Hidden type outlet, many models can be selected, also can be selected with a desktop socket

6. Cable tray

Concealed cable access

7. End panels

LED glow Logo and color optional

8. Front & Rear doors

The anti-pinch function of the cushioning hinge makes the door more convenient to use and maintain.





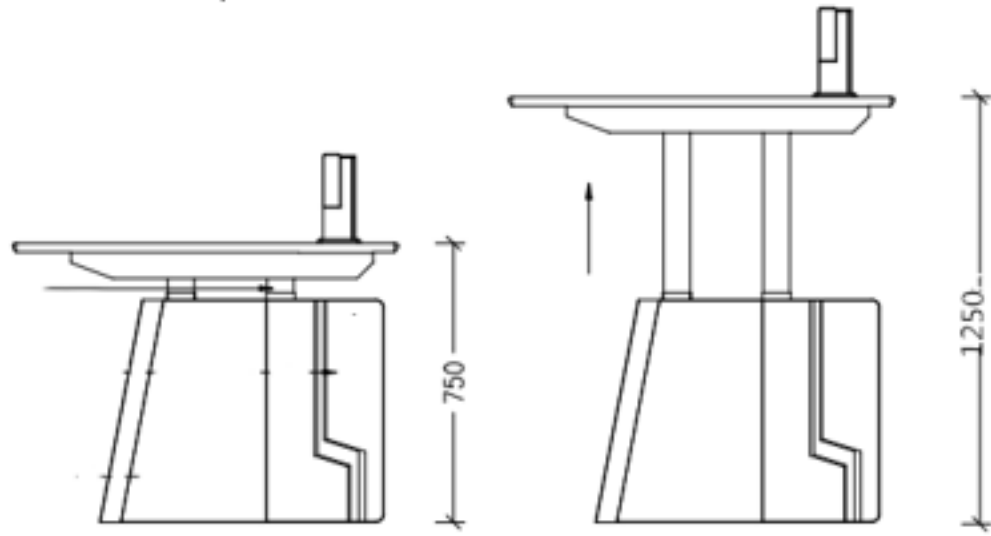
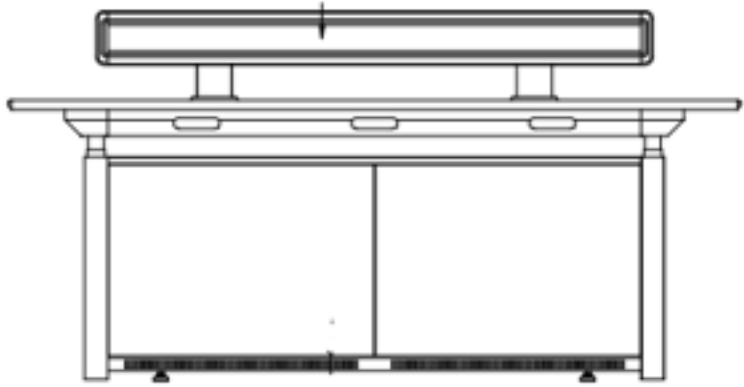
The ventilation air flow is arranged to enter through the bottom of the console. After the internal natural circulation, it is located on the desk according to the principle of exchange of air flow. The design of air holes can get a good heat dissipation effect.

sh-abc hinge buffer is installed with high quality cold-rolled steel plate. It has mute and buffering function, providing an effective warranty for your subsequent maintenance.

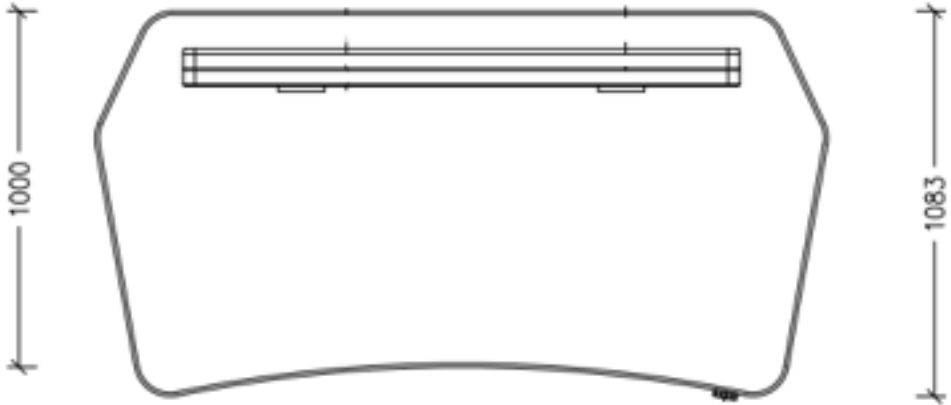
Large space for CPU

Perfect cable management design, large CPUs storage space, suitable for a variety of equipments.

End panels
End plate can be customized, wooden, metal or acrylic



2060



DIMENSION LIST

MODEL	HEIGHT	WIDTH	DEPTH
SCH	750-1250	2060	1083







Features

1. Decorate slat wall

Acrylic plate - transparent, matte or tan optional

2. Movable CPU cabinet

With mute casters, front and rear doors can be opened, excellent internal heat dissipation, with threading holes at the bottom, to meet the placement of 1 or 2 CPUs

3. Side panel

Logo and color optional

4. Worktop/worksurface

25mm thick aminate melamine chipboard with Polyurethane edging

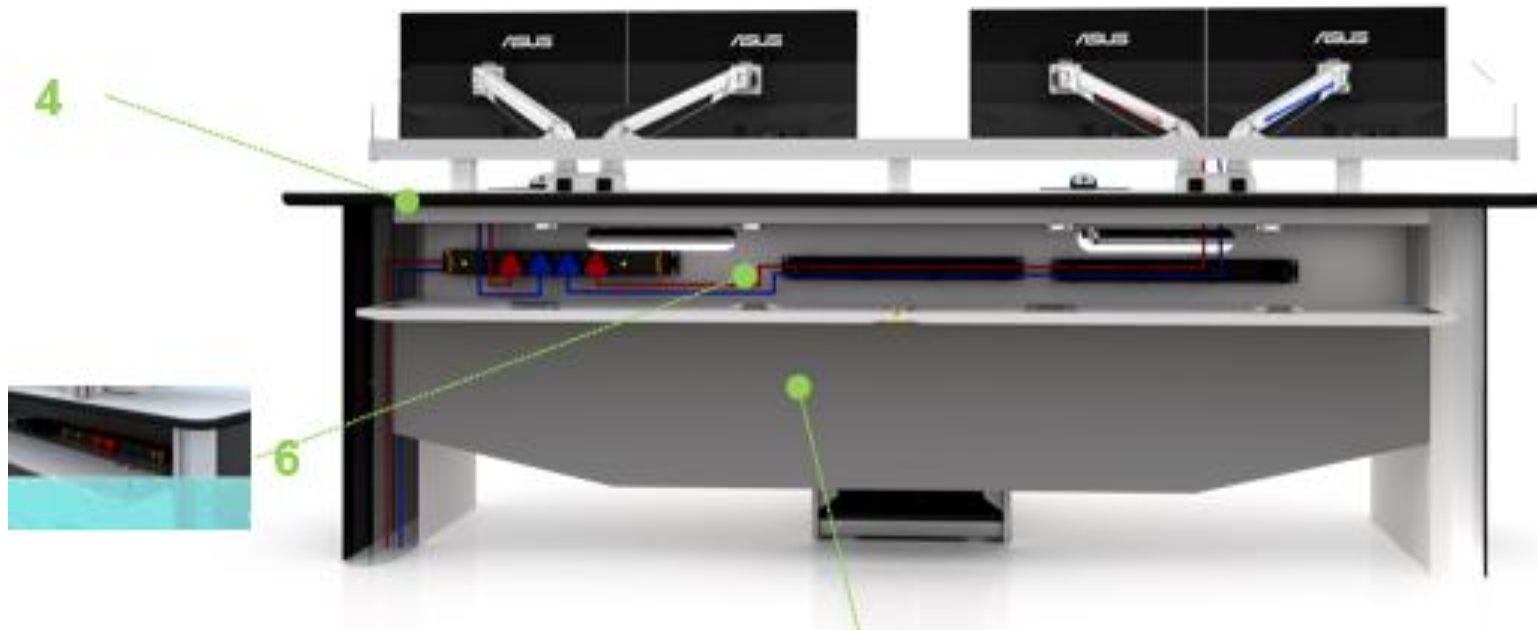
5. Siding keyboard

High quality cold rolled steel and front PVC hand pillow can effectively reduce work fatigue. Pull - out design, convenient and smooth

6. Cable management

Convenient access for cables, can be opened, convenient maintenance and wiring

7. Rear protect panel





With CPU cabinet



With CPU holder



Cable management

Convenient access for cables, can be opened, convenient maintenance and wiring

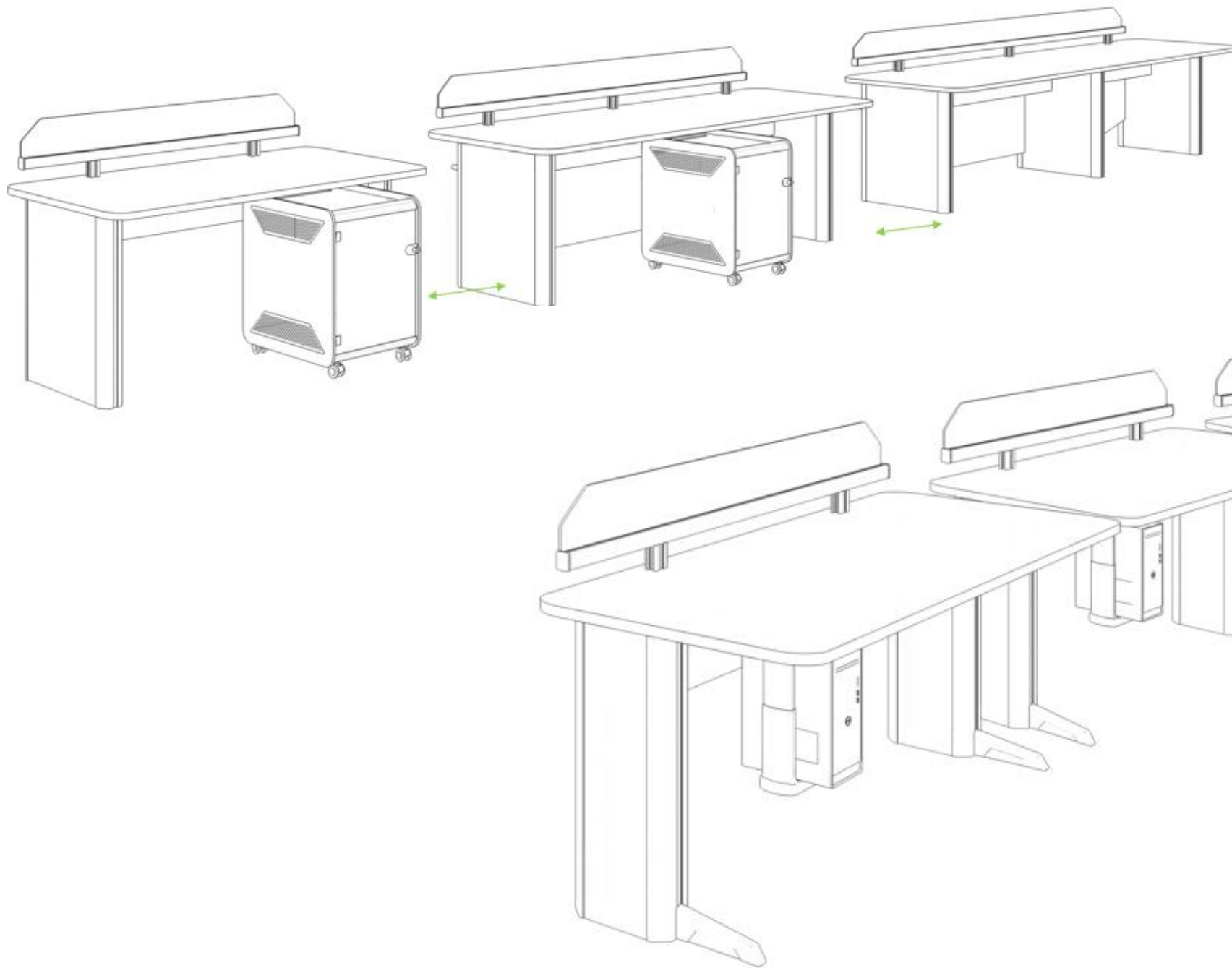


CPU cabinet & CPU holder

The former is beautiful and convenient, the latter is light and economical, the customer can choose one according to the actual demand

End panels

Both end panels can be customized for luminous signs. The latter is more suitable for small machine room and control room



DIMENSION LIST

MODEL	HEIGHT	WIDTH (frame)	WIDTH (work surface)	DEPTH
ST A	750mm	1200mm 1500mm	1400mm 1700mm	800mm







Features

1. Multifunctional slat wall

The hidden hanging slot can fix the display bracket and PDU and other multi-functional components

2. Siding keyboard

High quality cold rolled steel and front PVC hand pillow can effectively reduce work fatigue. Pull - out design, convenient and smooth

3. Cable chain

Cable chain, rise and fall with the desktop, effectively protect the cable

4. Electric lifting column

With super stability, noiseless operation

5. Cable entry on the worksurface

Hidden type outlet, many models can be selected, also can be selected with a desktop socket

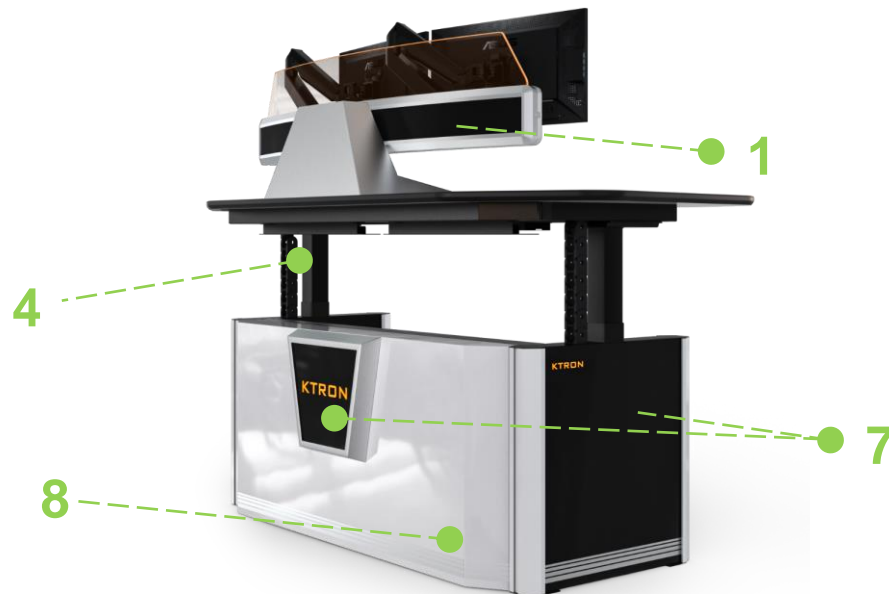
6. Cable tray

Concealed cable access

7. Logo

LED glow Logo and color optional

8. Rear protect panel





With slat wall



Without slat wall



CPU cabinet & CPU holder
The former is beautiful and convenient, the latter is light and economical, the customer can choose one according to the actual demand

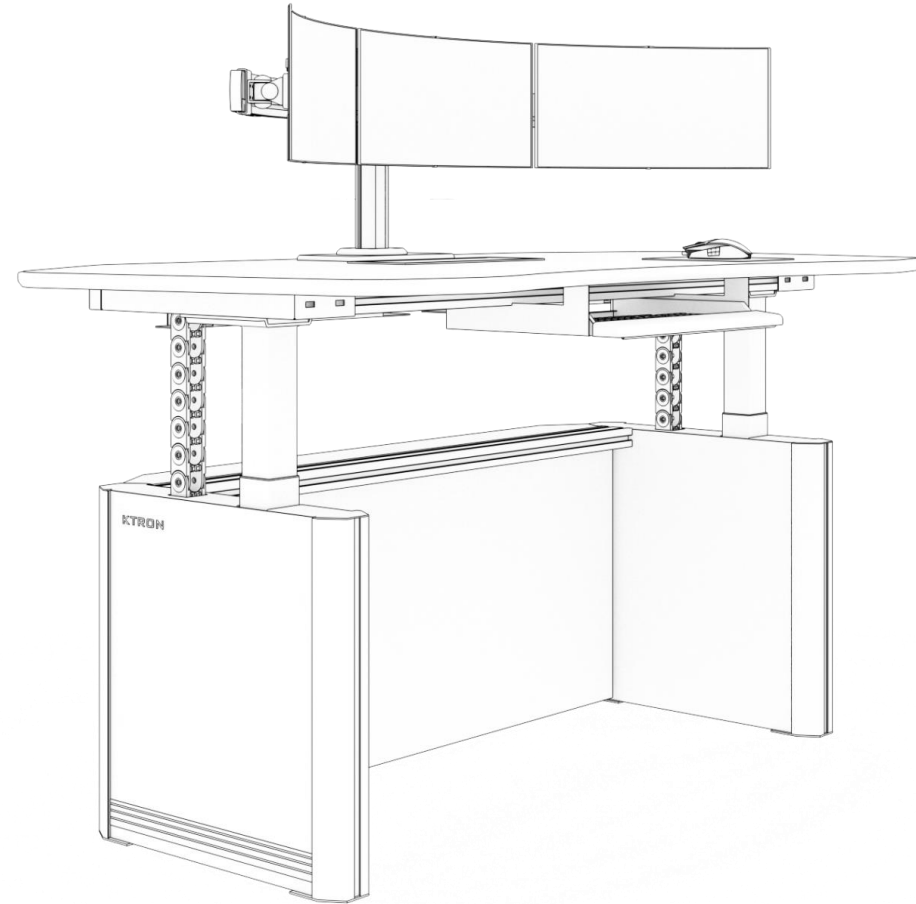


Cable management
Convenient access for cables, can be opened, convenient maintenance and wiring



End panels

Both end panels can be customized for luminous signs. The latter is more suitable for small machine room and control room.



DIMENSION LIST

MODEL	HEIGHT	WIDTH(max.)	DEPTH
STH	750-1250	1900	950





Meeting Tables



Specifications:

- Metal base/Frame and legs .
- Worktop/worksurface:25mm thick aminate melamine chipboard with Polyurethane edging
- Bottom cabinet: Universal lockable Front & rear doors
- Metal base(under the doors) with ventilation hole
- With intergrated wire management system (cable tray)for power and data
- Shared CPU(equipments) storage cabinet



Meeting Tables



Specifications:

- Metal base/Frame and legs
- Worktop/worksurface: 25mm thick aminate melamine chipboard with Polyurethane edging
- Support legs with integrated wire management system (cable tray)for power and data
- Without CPU (equipment) storage cabinet



Meeting Tables



Meeting Tables



Meeting Tables



Meeting Tables



Worktop material

1. Phenolic compact laminate
2. OSB board with surface tip and backing of high pressure laminate
3. Hpl



001# Warm White



002# greyish white



003# Beige with pocking



004# Cherry wood

Metal spray color (main frame is black)

Sealing plate, door and other metal parts



001# Bright white



002# senior grey



003# medium grey



004# The tiger silver



005# Berlin black




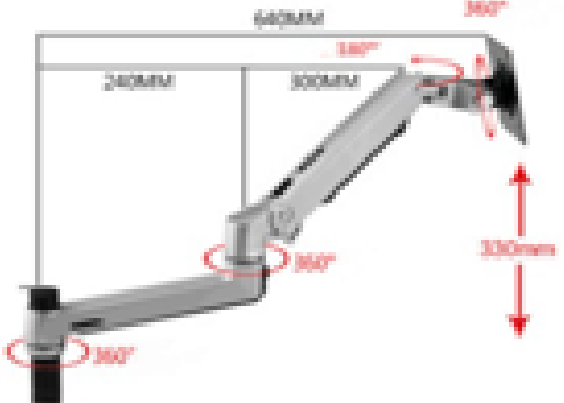

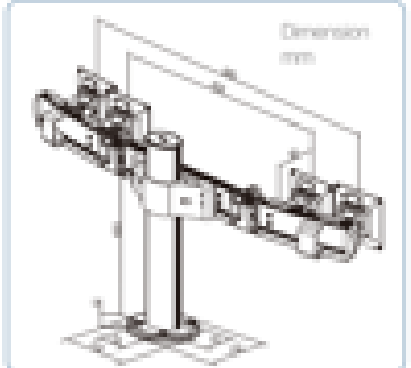

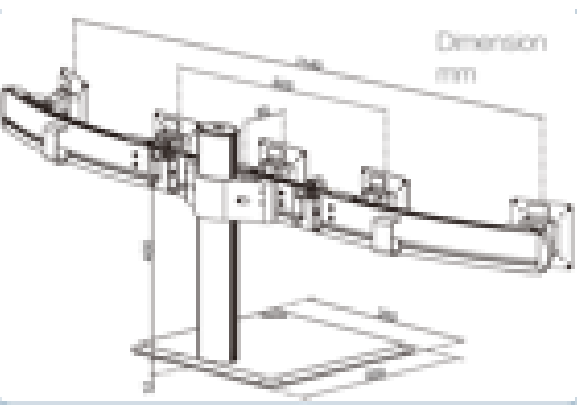
006# carbon black

Monitor arms

LCD ARM LIST								
MODEL	BS100	BS207	BS203	L300	L400	L600	BS104	BS114
PICTURE								
MONITOR	≤30"	≤30"	≤24"	≤24"	≤24"	≤24"	≤24"	≤30"
LOAD	10KG	10KG	10KG	10KG	10KG	10KG	10KG	10KG



Ergonomic chair




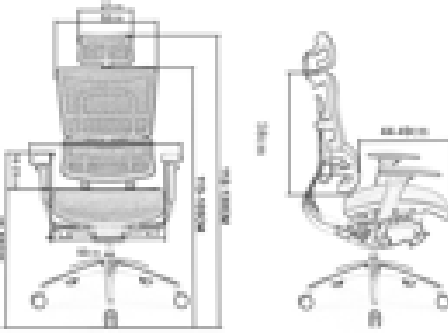

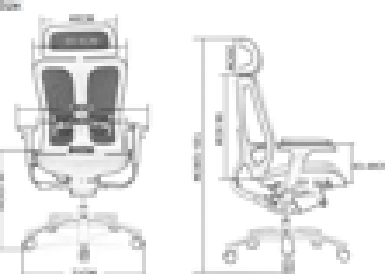
MODEL	SN726A	SN801	SN801L	SN901	SN901A
PICTURE					

MODEL	PICTURE	DIMENSION	Introductions
BS114			<ol style="list-style-type: none"> 1 .gas spring lift monitor arm support 2 VESA "75*75mm 100*100mm" 3. Fit Screen Size 17"-27" for each monitor 4. Tilt $\pm 180^\circ$, Swivel $\pm 180^\circ$ Pivot $\pm 360^\circ$ 5. Installation on the slat wall 6. Material: Aeronautical Aluminum with anodic oxidation process
L200			<ol style="list-style-type: none"> 1 .gas spring lift monitor arm support 2 VESA "75*75mm 100*100mm" 3. Fit Screen Size 17"-27" for each monitor 4. Tilt $+60^\circ \sim -25^\circ$, Swivel $\pm 45^\circ$ Pivot $\pm 90^\circ$ 5. Installation Way Lay on&Grommet 6. Material: Aeronautical Aluminum with anodic oxidation process
L300			<ol style="list-style-type: none"> 1 .gas spring lift monitor arm support 2 VESA "75*75mm 100*100mm" 3. Fit Screen Size 17"-27" for each monitor 4. Tilt $+60^\circ \sim -25^\circ$, Swivel $\pm 45^\circ$ Pivot $\pm 90^\circ$ 5. Installation Way Lay on&Grommet 6. Material: Aeronautical Aluminum with anodic oxidation process

MODEL	PICTURE	DIMENSION	Introductions
Desk Socket		CUSTOMIZED	<ul style="list-style-type: none"> • Material:Aluminum alloy/ plastic • Color:brushed black,brushed silver,sparkle silver,matte black(customized) • Panel size:customized • Surface treatment: European Oxidize • customizd :Universal power supply, VGA, Double Audio
Keyboard tray		CUSTOMIZED	<ul style="list-style-type: none"> • High strength silent guide rail is adopted to ensure the ease of pulling. • and the hand pillow is made of soft foam. • It can effectively relieve work fatigue, improve the quality of leather surface, • and satisfy the overall load 25KG.
PDU			<ul style="list-style-type: none"> • 19" 1U/1.5U standard PDU socket, with the leak-current protector • Aluminum-alloy shell, made from block burn PC, 2M cable • According to customer request, we could add AC or DC display • Color: Black • surge protector • Operating indicator switch • USB and RJ45 network modules RJ45 can be customized

ITEM	PICTURE	DIMENSION	Introductions
File cabinet		W500*D390*H600mm	<p>Mobile file steel cabinet</p> <ul style="list-style-type: none"> ▪ Material:spcc cold rolled steel + ABS plastic plastic wheel ▪ Color:Black/White/Grey ▪ Dimension:L390*W480*H590mm ▪ N.W / G.W.:18.5 / 196.5kgs ▪ Craft: Oil removal Powder coating Single top board
Work light		CUSTOMIZED	<p>lamp life time: 50000hrs color temperature: 3000k/5700K Lumens: 740LM 3 Dimmable: 1st 2-5%, 2nd 50%, 3rd 100% Waterproof: IP64 Angle: 340 Input: DC12V/1A Size: 33CM*38CM*38CM CRI: RA>80</p>

ITEM	PICTURE	DIMENSION	Introductions
File cabinet		1200W*300D*750H	<ul style="list-style-type: none"> •Metal base/Frame and legs •Worktop/worksurface:25mm thick aminate melamine chipboard with Polyurethane edging •with 3 drawers •Bottom cabinet: lockable Front doors
CPU Cabinet		CUSTOMIZED	

MODEL	PICTURE	DIMENSION	Specification&Function	
726A			<ul style="list-style-type: none"> • Full mesh • With headrest • Black Frame • Lumbar support • 3D Armrest • 3 Wire-line controlling mechanism • SHS Gas lift • Aluminum Base:700mm 	<ul style="list-style-type: none"> • Headrest height adjustable • 3D Armrest: back-forward, in-outward, height adjustable • Seat depth adjust, seat lifting up-down, back tilting and back any position locking. Tilt tension adjust
801			<ul style="list-style-type: none"> • Full mesh With headrest • Black Frame • Lumbar support • 3D Armrest • 3 Wire-line controlling mechanism • SHS Gas lift • Aluminum Base:700mm 	<ul style="list-style-type: none"> • Headrest angle and height adjustable • Back height adjustable • 3D Armrest: back-forward, in-outward, height adjustable • Seat depth adjust, seat lift up-down, back any position locking • Tilt tension
901		 <p data-bbox="879 1320 955 1378"> <small> Gross Weight: 11.5kg Net Weight: 10.5kg G.W./N.W. </small> </p>	<ul style="list-style-type: none"> • Full mesh • With headrest • Black Frame • Lumbar support • 3D Armrest • 3 Wire-line controlling mechanism • SHS Gas lift:100mm • Aluminum Base:700mm • Tilt tension Knob 	<ul style="list-style-type: none"> • Headrest height adjustable • 3D Armrest: back-forward, in-outward, height adjustable • Seat depth adjust, seat lifting up-down, back tilting and back any position locking. Tilt tension adjust



SSMART
IINTERACTIVE
LLIVE
EEXPERIENCE