





X20

S + TS
CP10
CS10

User friendly, full automatic espresso and cappuccino coffee machine able to offer a varied menu also thanks to the use of soluble cocoa and hot frothed milk.

-  Up to 200 cups a day
-  7.0" touch screen, up to 24 drinks selections
-  High Milk quality
-  Coffee group in metal
-  AWS - Automatic washing system
-  Bi-directional Wi-fi connectivity
-  Telemetry
-  USB Port



Features	S + TS	CP10	CS10	CS11
Touch Screen drink selections	Up to 24	Up to 24	Up to 24	Up to 24
Hot water selections	2	2	2	2
Steam wands	1 (TS CD)	1	1	-
Boilers and boilers' capacity (litres)	1 x 2,6	1 x 2,6	1 x 2,6	1 x 2,6
Coffee group diameter (mm)	44 or 50	44 or 50	44 or 50	44 or 50
Grinders-dosers	2	2	2	2
Hoppers and capacity (Kg)	2 x 1,2	2 x 1,2	1 x 1,2 +1 x 1,0	1 x 1,2 +1 x 1,0
Soluble drink hopper and capacity (Kg)	-	-	1 x 1,0	1 x 1,0

Technical information	S + TS	CP10	CS10	CS11
Width x Depth x Height (mm)	370 x 620 x 762	370 x 620 x 762	370 x 620 x 762	370 x 620 x 762
Weight (kg)	71	71	71	71
Power at 220-240V ~ 50Hz (W)	3200 - 3800	3200 - 3800	3200 - 3800	3200 - 3800
Power at 220 ~ 60Hz (W)	3400	3400	3400	3400



faema.com

The manufacturer reserves the right to make changes to the characteristics of the equipment featured in this publication.