



What's for Lunch?

Read the story of the boy who gave his lunch away that's found in John 6. Then make a picture of that lunch by coloring the Y spaces yellow and the B spaces brown. You may color the leftover spaces with your favorite color.



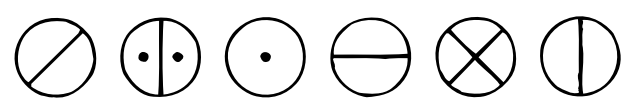
Feeding 5,000 **John 6:9**

Jesus performed a miracle and fed five thousand people with only five loaves of bread and two fish from a boy's lunch. The boy gave Jesus all he had. You may not have much, but if you give it all to Jesus, he will use it for his glory and make it grow. Decode the message below.

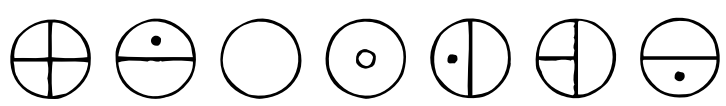


The illustration shows a young boy with brown hair, wearing a blue tunic and a blue headband, holding a large brown woven basket. The basket is filled with several golden-brown loaves of bread and two silver fish. To the left of the boy is a vertical orange pillar with a wavy pattern. At the bottom of the scene are several colorful flowers: orange, purple, yellow, blue, and red. To the right of the boy is a large white rectangular area containing a grid of symbols for decoding. The symbols are arranged in four rows. The first row has eight symbols: a circle with a horizontal line and a dot on the left, a circle with a horizontal line, a circle with a vertical line, a circle with a vertical line and two dots, a circle with a horizontal line and a dot on the left, a circle with a vertical line and a cross, a circle with a vertical line and a dot on the left, and a circle with a horizontal line and a dot on the right. The second row has six symbols: a circle with a diagonal line from top-left to bottom-right, a circle with a vertical line, a circle with a vertical line, a circle with a horizontal line and a dot in the center, and a circle with a vertical line and a cross. The third row has five symbols: a circle with a cross, a circle with a vertical line and two dots, a circle with a horizontal line, a circle with a vertical line and a dot on the left, and a circle with a horizontal line. The fourth row has seven symbols: a circle with a vertical line and a cross, a circle with a horizontal line and a dot on the left, a circle with a horizontal line, a circle with a horizontal line and a dot in the center, a circle with a vertical line and a dot on the left, a circle with a vertical line and a cross, and a circle with a horizontal line and a dot on the right.

A E G I J L

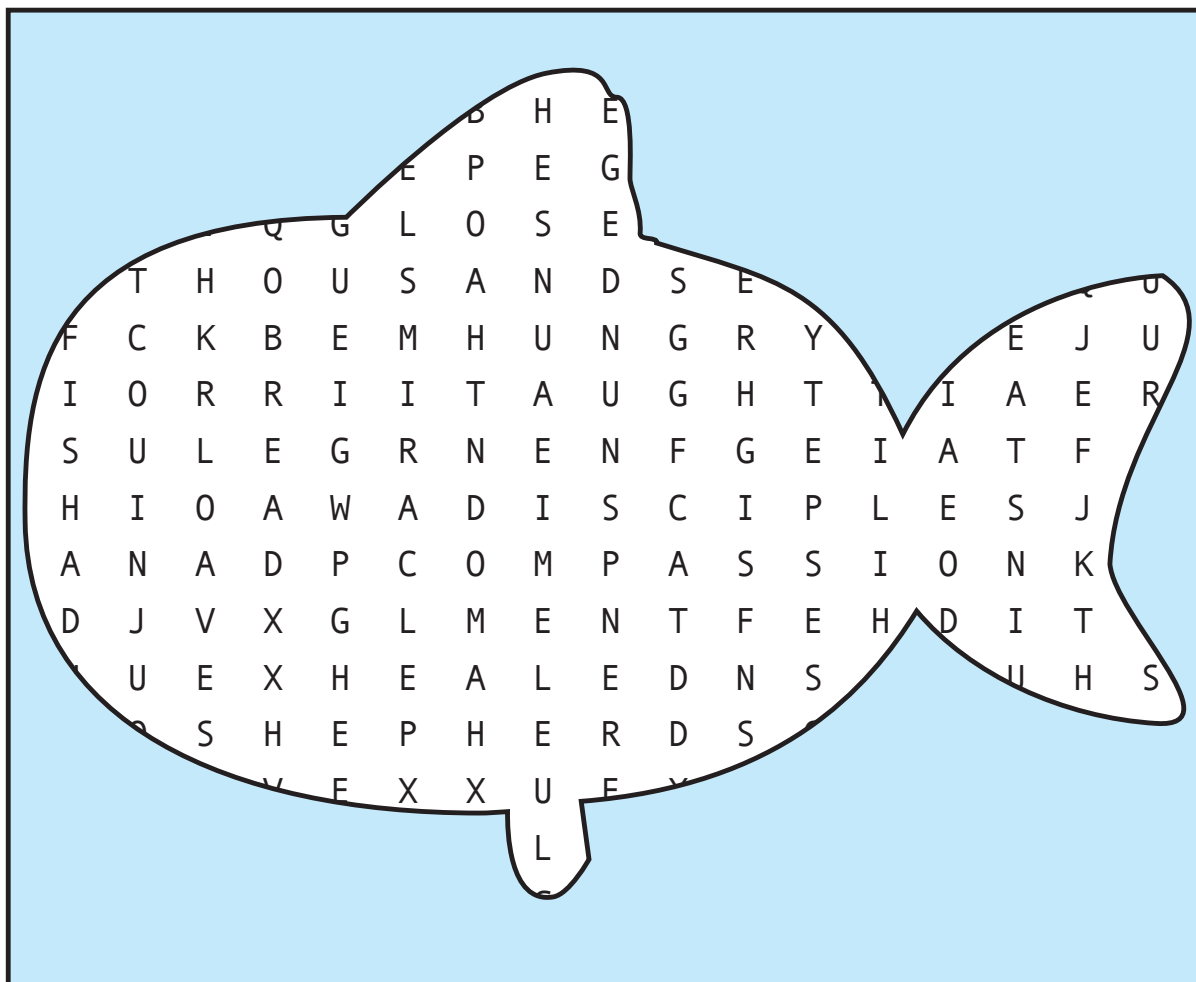


O R S T U V Y



Jesus Fed the People Word Search

Find the words on the list that are hidden in the puzzle.
The words can be right to left, up and down, or diagonally.



BREAD
COMPASSION
DISCIPLES
EAT

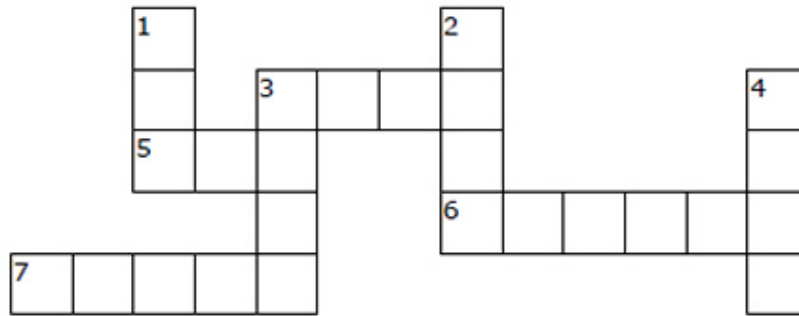

FISH
HEALED
HUNGRY
LOAVES

MIRACLE
SHEPHERD
TAUGHT
THOUSANDS

Jesus Feeds the 5000

Jesus then took the loaves, gave thanks, and distributed to those who were seated as much as they wanted. He did the same with the fish. John 6:11 (NIV)

Puzzle is based on John 6:1-14



ACROSS

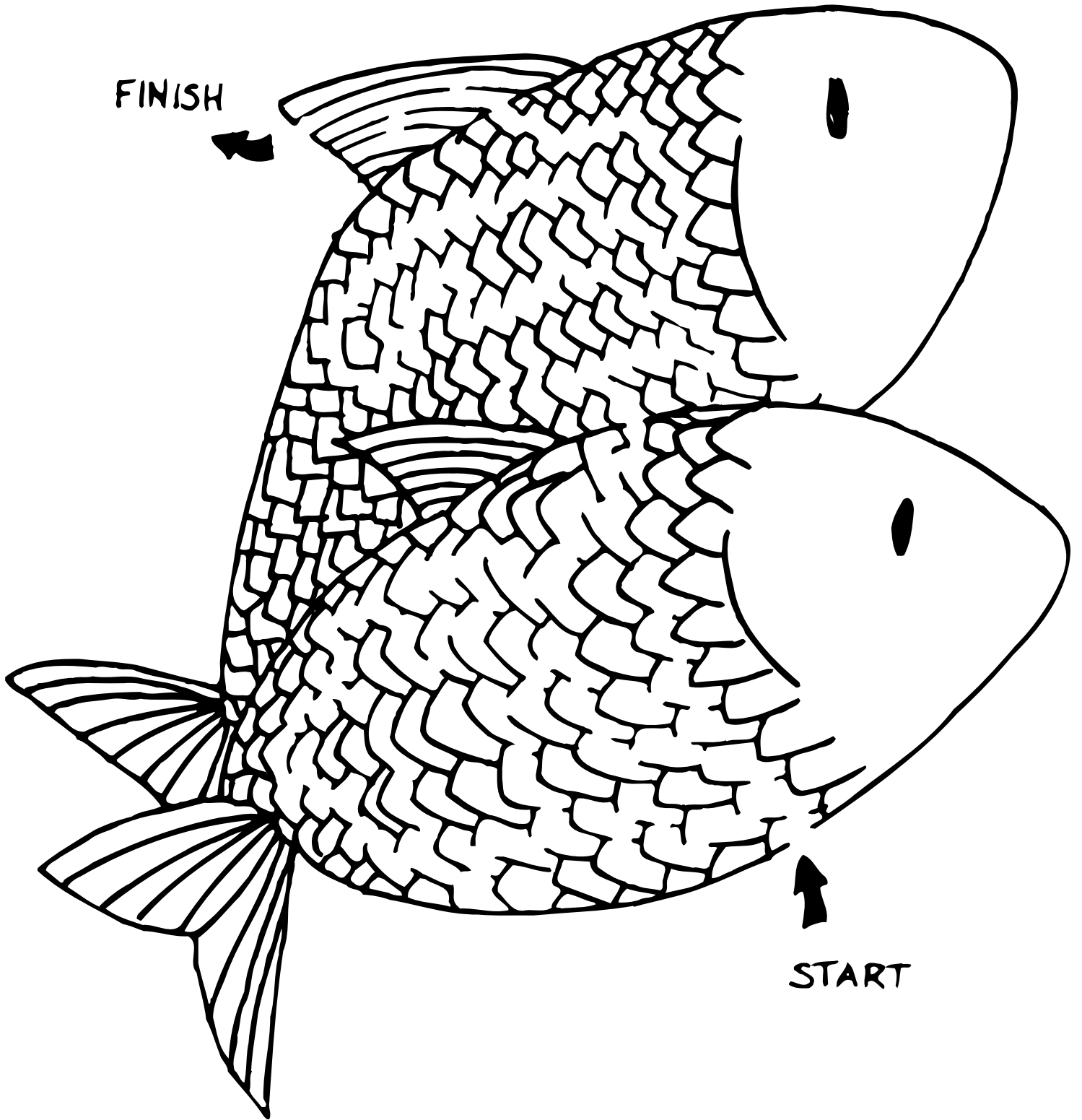
3. The number that comes after four and before six
5. The number equal to one plus one
6. Pieces of bread shaped and baked in a single piece and sliced for eating
7. A basic food made from flour, water, and yeast mixed together and baked

DOWN

1. To take food into your mouth, chew, and swallow it
2. To cure someone of illness or disease; to make someone well again
3. What we eat to give us energy and to help us grow strong bodies
4. An animal without legs that lives in water

FOOD	FIVE	HEAL	TWO
LOAVES	BREAD	EAT	FISH





Jesus Fed the People

