


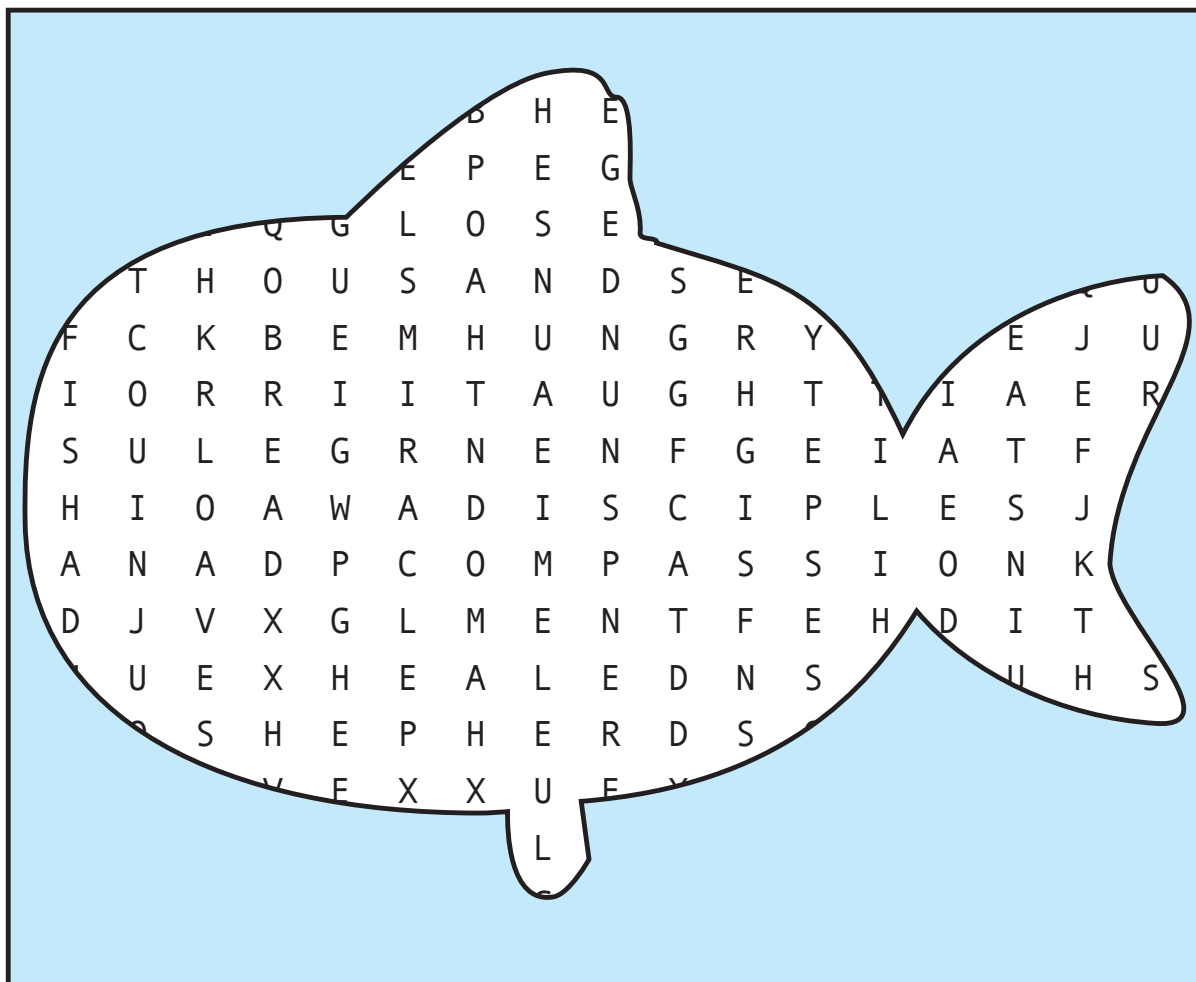
What's for Lunch?

Read the story of the boy who gave his lunch away that's found in John 6. Then make a picture of that lunch by coloring the Y spaces yellow and the B spaces brown. You may color the leftover spaces with your favorite color.



Jesus Fed the People Word Search

Find the words on the list that are hidden in the puzzle.
The words can be right to left, up and down, or diagonally.



BREAD
COMPASSION
DISCIPLES
EAT

FISH
HEALED
HUNGRY
LOAVES

MIRACLE
SHEPHERD
TAUGHT
THOUSANDS

Feeding 5,000 **John 6:9**


Jesus performed a miracle and fed five thousand people with only five loaves of bread and two fish from a boy's lunch. The boy gave Jesus all he had. You may not have much, but if you give it all to Jesus, he will use it for his glory and make it grow. Decode the message below.

The illustration shows a young boy with brown hair, wearing a blue tunic and a blue headband, holding a large brown woven basket. The basket is filled with several golden-brown loaves of bread and two silver fish. The background is a simple landscape with a blue sky, a green ground, and several colorful flowers in shades of purple, orange, yellow, blue, and red. To the right of the boy is a large white rectangular area containing a grid of symbols for decoding. The symbols are arranged in four rows. The first row has eight symbols, the second row has five symbols, the third row has five symbols, and the fourth row has seven symbols. Below the symbols is a legend for the letters A, E, G, I, J, L, O, R, S, T, U, V, Y, each represented by a unique symbol.

⊙	⊖	⊕	⊗	⊘	⊙	⊕	⊗	⊘
⊘	⊖	⊖	⊙	⊕				
⊗	⊗	⊙	⊗	⊙				
A	E	G	I	J	L			
⊘	⊗	⊙	⊖	⊗	⊖			
O	R	S	T	U	V	Y		
⊕	⊙	⊙	⊙	⊗	⊕	⊖		


Find the Difference, Queen Esther Saves Her People

Queen Esther talks to the King to save her people. Find what is different in each picture.




What is Esther's Other Name?

Answer the questions and fill the letters in the blanks.



Questions

1. As you walk across the moat into the castle what letter do you cross over?
2. As you open the door to the castle what letter is the door shaped as?
3. Look quickly to your right, what letter is floating in the moat?
4. Which letter do you see as the trunk of a tree?
5. Just before you enter the castle you look to your right, what letter is carved into the stones on the wall?
6. As you look even further to the right what letter is carved into the stone on the tower structure?
7. As you enter the castle you look up at three towers, what letter is in the shape of the roof?
8. Now you return to the center of the castle and look up at the main central tower, what letter is carved into the top window?



Esther and the King