



BATH COLLECTION

PRICE LIST EFFECTIVE JANUARY 11, 2022

BATHTUB OPTIONS

Installation Methods



FREESTANDING



DROP-IN




UNDERMOUNT



SKIRTED/ALCOVE

Bathing Experiences




NEW EXPERIENCE

Shown with Jacuzzi® Colored Epsom Salt

SWIRLPOOL® BATH


The Swirlpool® Bath Jets move the water in a circular motion without air infusion, allowing for the calmest form of hydromassage.



S HS

SOAK/HEATED SOAK

Indulge in the fundamental form of hydrotherapy (Soak) longer by circulating warm water continuously (Heated Soak).



PA

PURE AIR® BATH


Small bubbles of air in warm water create a revitalizing effect.



WP

WHIRLPOOL

Jacuzzi® jet systems push high volumes of water uniquely mixed with air into a hydromassage bath.



SS

SALON® SPA

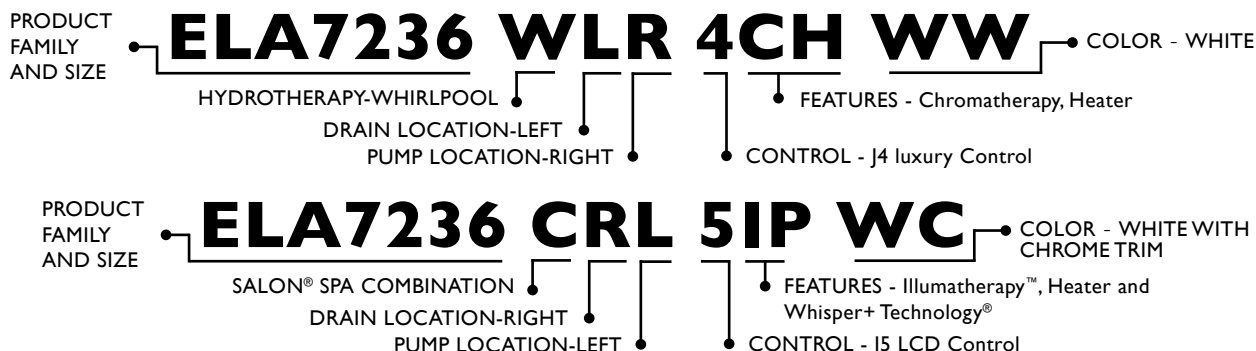
Whirlpool and Pure Air® combined for the ultimate, highly-customizable hydromassage experience.

TABLE OF CONTENTS

USING THIS GUIDE	2	SIA®	100
CONTROLS & UPGRADES.....	3	SOLNA™	102
BATHTUB COLLECTION QUICK FIND INDEX.....	4	STELLA®	105
BATH EXPERIENCES	8	SIGNATURE®	106
ADATTO™	9	FREESTANDING BATHTUB & FILLER BUNDLES.....	120
AMALIA™	10	BATHTUB FILLERS.....	130
AMIGA®	11	PREMIUM COLLECTION.....	133
ANZA™	13	BARREA®	134
ARGA™	16	MINCIO®	135
ARGA™ CLASSIC.....	17	RAZZO™	136
ARIETTA™	18	SALONE®	137
BELLAVISTA™	19	ADDITIONAL FAUCETS	138
BIANCA®	24	PICCOLO™	138
BRAVO™	25	BATH OPTIONS & ACCESSORIES	139
CAPELLA®	26	SHOWER BASES	145
CELESTE™	28	CATALINA®	146
CETRA®	29	CAYMAN®	147
CONTENTO®	31	SHOWER DRAINS & ACCESSORIES	150
COSI™	32	BATHTUB & SHOWER DOORS	152
DELICATO®	33	SINKS & MEDICINE CABINETS.....	155
DUETTA®	34	TERMS & CONDITIONS OF SALE	159
ELARA® LOW-PROFILE	42	FREIGHT TERMS	159
ELARA®	48	QUICK SHIP PROGRAM.....	159
ELARA® PLUS	61	WARRANTY SUMMARY	160
ERA™	62	JACUZZI® INDEX BY PRODUCT CODE.....	162
FIORE™	64		
FUZION®	65		
ILEANA®	73		
INIZIO™	74		
KARINA®	75		
LEONORA®	76		
LINEA®	77		
LUNA™	86		
LUXURA®	87		
MAJORA®	88		
MARINEO™	89		
MODENA®	92		
NOVA™	93		
RIVA®	96		
ROSALIA®	98		
SERAFINA®	99		

USING THIS GUIDE

When building your product code, the system is intuitive, with each character having meaning. The examples below show the Product Codes for Elara® 7236 in Whirlpool and Salon® Spa Combination, with varied features:



A key is located with each product listing throughout the book, minimizing the need to flip back and forth between pages. Each product page notes the experiences, upgrades and colors available. At the end of each product family section, accessories related directly to that line are listed—clarifying what is available for each product.

Refer to product pages to identify pricing for the models of your choice. Products are listed in alphabetical order by category. In addition to list pricing, these pages include a summary of key product features, specifications, dimensions, part numbers and product codes.

HYDROTHERAPY EXPERIENCE CODES:	LOCATION CODES:	CONTROL CODES*:	FEATURE CODES:	COLOR CODES**:
B = Bath Soaking A = Pure Air® W = Whirlpool C = Salon® Spa Combination S = Shower P = Swirlpool®	C = Center R = Right L = Left U = Universal F = Right Front X = Not Applicable	X = None 1 = Manual on/off† 2 = J2 Basic Control 4 = J4 luxury Control 5 = J5 LCD Control 6 = J6 Arga™ Control †Manual whirlpool control for all Signature® models *See page 3 for available control options	XX = Not Applicable CX = Chromatherapy CH = Chromatherapy & Heater CW = Chromatherapy, Heater & Whisper Technology® IH = Illumatherapy™ & Heater IW = Illumatherapy™, Heater & Whisper Technology® HS = Heated Soak HC = Heated Soak & Chromatherapy CP = Chromatherapy & Whisper+ Technology® IP = Illumatherapy™ & Whisper+ Technology®	W = White Y = Oyster B = Black G = Gloss White M = Matte White NOTE: \$125 Upgrade on Oyster \$375 Upgrade on Black \$500 Upgrade on Matte White **Replace last letter in product code with color letter

BATHTUB UPGRADES	LIST UPCHARGE	BATHTUB UPGRADES	LIST UPCHARGE
Heater	\$395	Whisper Technology®	\$205
Chromatherapy	\$475	Whisper+ Technology®	\$595
Illumatherapy™	\$995	Heated Soak	\$795
LCD Control	\$895		

Note: Available features and upgrades vary between product families

CUSTOM ORDERS

Please contact Customer Service for the following custom order opportunities (subject to approval):

- Alternate pump locations • Alternate colors
- Duetta®, Elara®, Fuzion® and Linea® jet trim finishes in Brushed Nickel and Oil-Rubbed Bronze, as well as Chrome for Fuzion®
- 2-panel skirt • Removable skirt

CALL CUSTOMER SERVICE AT (888) 744-7592

Ask for Special Order Desk

CONTROLS & UPGRADES

J2

ELECTRONIC CONTROLS

Features can include:

On/Off

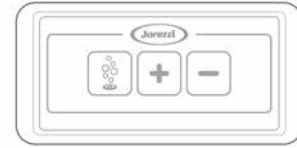
Light scroll & dim

Air volume control (Pure Air® baths only)

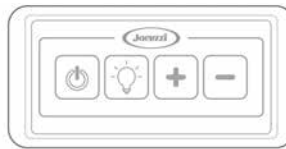
WHIRLPOOL



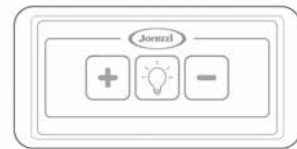
PURE AIR® BATH



WHIRLPOOL WITH CHROMATHERAPY



SOAKER CHROMATHERAPY



J4

ELECTRONIC CONTROLS

Features can include:

Light scroll & dim

Wave button

LED feedback

Jet/Air volume



SALON® SPA COMBINATION



WHIRLPOOL



PURE AIR® BATH

J5



LCD CONTROL UPGRADE

The LCD control panel visually represents programming changes on a full color screen. Offers the most personalized control experience.

J6



ILLUMINATED GLASS TOUCH CONTROL

The beautiful, soft touch of the illuminated glass touch control activates the Arga™ experiences and gently pivots to reveal the salt mixing chamber.

Note: Manual push-button whirlpool control for all Signature® models

BATHTUB UPGRADES

CHROMATHERAPY

1 or 2 LED light lenses are added to the wall of the bathtub. Experience full control of colors and light intensity.

ILLUMATHERAPY™

4 large TargetPro™ jets are illuminated from within. Exclusive LED upgrade on jetted bathtubs. Also included with Swirlpool® jets.

WHISPER TECHNOLOGY®

Noise and vibration reduction for jetted bathtubs.

WHISPER+ TECHNOLOGY®

Brushless motor on vibration-absorbing mount reduces the noise and vibration associated with standard whirlpool baths up to 66%.

HEATED SOAK

Two mini jets circulate warm water continuously for a long, relaxing soak.

RAPIDHEAT™ IN-LINE HEATER

Standard on some models, but also available as an upgrade.












































JACUZZI® BATHTUB COLLECTION QUICK FIND INDEX

PRODUCT SIZE

FAMILY	5555	5930	5931	5932	6030	6032	6036	6042	6060	6232	6243	6530	6534	6632	6634	6636	6638	6642	6666	6730	6731	6732	6734	6735	6934	7032	7142	7236	7242	7260	7959
Adatto™																							•								
Amalia™				•																			•								
Amiga®																													•		
Anza™								•								•		•												•	
Arietta™				•																											
Arga™																										•					
Arga™ Classic																								•							
Bellavista™									•										•											•	
Bianca®																•															
Bravo™																•															
Capella®	•								•																						
Celeste™				•																			•					•			
Cetra®						•	•																								
Contento®				•																											
Cosi™				•																				•							
Delicato®																							•								
Duetta®								•								•		•												•	
Elara®						•	•	•								•													•	•	
Elara® Plus																															•
Era™																•												•			
Fiore™										•						•															
Fuzion®																				•									•	•	•
Ileana®																						•									
Inizio™																•															
Karina®													•																		
Leonora®												•																			
Linea®						•	•	•							•																
Luna™																								•							
Luxura®						•	•								•																
Majora®																														•	
Marineo™									•										•											•	
Modena®																•															
Nova™								•																						•	
Riva®											•							•												•	
Rosalia®															•																
Serafina®			•																				•								
Sia®																•														•	
Solna™								•								•														•	
Stella®			•																				•								
Signature® Rectangle						•	•	•							•														•		
Signature® Oval in Rectangle								•																						•	
Signature® Oval		•						•									•						•							•	
Signature® Corner									•																						

JACUZZI® BATHTUB COLLECTION QUICK FIND INDEX

PRODUCT SHAPE

FAMILY	SHAPE	INSTALL	DRAIN LOCATION	PAGE NUMBER
Adatto™		FS	Center	9
Amalia™		FS	Center	10
Amiga®		DI/Skirted	End	11
Anza™		DI/UM	Center	13
Arga™		FS	Center	16
Arga™ Classic		FS	Center	17
Arietta™		FS	End	18
Bellavista™		DI	Center	19
Bianca®		FS	End	24
Bravo™		DI/FS	Center	25
Capella®		DI	Center	26
Celeste™		FS	Center	28
Cetra®		DI/Skirted	End	29
Contento®		FS	Center	31
Cosi™		FS	Center	32
Delicato®		FS	Center	33
Duetta®		DI/UM	Center	34
Elara®		DI/UM	End	42
Elara® Plus		DI/UM	Center	48
Era™		FS	Center	61
Fiore™		DI/FS	Center	64
Fuzion®		DI/UM	End/Center	65
Ileana®		FS	End	73
Inizio™		FS	Center	74
Karina®		FS	Center	75
Leonora®		FS	Center	76
Linea®		DI/UM/FS/Skirted	End	77
Luna™		FS	Center	86
Luxura®		DI	End	87
Majora®		Skirted	End	88
Marineo™		DI	Center	89
Modena®		FS	Center	92
Nova™		DI/Skirted	End	93
Riva®		DI/UM	End	96
Rosalia®		FS	End	98
Serafina®		FS	Center	99
Sia®		DI/UM	Center	100
Solna™		DI/UM	End	102
Stella®		FS	End	105
Signature®		DI/Skirted	End	106
Signature®		DI/Skirted	End	113
Signature®		DI/FS	End	117
Signature®		DI	Center	118

FS = Freestanding DI = Drop-in UM = Undermount

JACUZZI® BATHTUB COLLECTION QUICK FIND INDEX

PRODUCT DIMENSIONS (IN INCHES EXCEPT LUMBAR ANGLE)

FAMILY/SIZE	Product Length	Product Width	Product Height	Basin Bottom Length	Basin Bottom Width	Soaking Depth	Lumbar Angle	Overflow Height
Adatto™ 6734	67.0	34.0	24.0	49.5	21.3	17.9	17°	18.2
Amalia™ 6734	67.0	34.0	24.0	49.5	21.0	17.6	20°	17.9
Amiga® 7236	72.0	36.0	20.8	45.0	22.0	15.7	38°	16.9
Anza™ 6042	60.0	42.0	26.0	39.0	28.0	16.5	20°	17.8
Anza™ 6636	66.0	36.0	26.0	44.0	23.0	16.6	20°	17.9
Anza™ 6642	66.0	42.0	26.0	43.0	28.0	16.6	20°	17.9
Anza™ 7242	72.0	42.0	26.0	49.0	28.0	16.6	20°	17.9
Arga™ 6934	69.0	34.0	22.0	43.0	15.3	13.8	30°	13.8
Arga™ Classic 6735	67.0	35.0	25.6	40.8	21.2	16.5	19°	16.8
Arietta™ 5932	59.0	32.0	24.8	41.0	21.5	12.5	23°	13.9
Bellavista™ 6060	59.8	59.8	25.0	44.0	44.0	17.7	40°	18.9
Bellavista™ 6642	66.0	42.0	26.0	47.0	25.0	18.8	30°	20.0
Bellavista™ 7242	72.0	42.0	26.0	46.0	25.0	18.8	30°	20.0
Bianca® 6636	66.0	36.0	24.0	44.7	20.9	18.5	32°	21.0
Bravo™ 6636	65.5	35.6	24.0	46.0	20.3	16.0	18°	20.0
Capella® 5555	55.0	55.0	20.3	50.0	28.0	16.3	41°/25°	17.5
Capella® 6060	60.0	60.0	20.5	44.0	34.0	18.3	33°	19.5
Celeste™ 5932	59.0	31.5	23.3	40.0	20.9	15.5	25°	15.7
Celeste™ 6732	67.0	31.5	23.3	48.0	20.7	15.5	25°	15.7
Celeste™ 7032	70.0	32.0	23.0	49.9	18.2	14.5	29°	14.8
Cetra® 6032	60.0	32.0	21.3	41.5	18.0	16.3	37°	18.5
Cetra® 6036	60.0	36.0	21.3	41.5	22.0	16.8	37°	18.5
Contento® 5932	59.0	32.0	23.0	56.0	23.3	16.4	13°	20.1
Cosi™ 5932	59.1	31.6	23.6	35.5	20.5	16.7	24°	16.9
Cosi™ 6732	66.9	31.6	23.6	43.3	20.5	16.7	26°	16.9
Delicato® 6732	67.0	32.0	24.0	49.7	19.3	17.3	15°	17.4
Duetta® 6042	60.0	42.0	26.0	39.0	28.0	17.5	20°	17.8
Duetta® 6636	66.0	36.0	26.0	44.0	23.0	17.5	20°	17.9
Duetta® 6642	66.0	42.0	26.0	43.0	28.0	17.5	20°	17.9
Duetta® 7242	72.0	42.0	26.0	49.0	28.0	17.5	20°	17.9
Elara® 6032 Low-Profile	60.0	32.0	19.5	45.0	23.0	15.2	23°	15.5
Elara® 6036 Low-Profile	60.0	36.0	22.5	40.3	21.8	16.2	33°	16.5
Elara® 6042	60.0	42.0	26.0	38.0	26.8	18.6	33°	18.9
Elara® 6636	66.0	36.0	26.0	44.3	20.8	18.6	33°	18.9
Elara® 6636 Low-Profile	66.0	36.0	22.5	46.5	22.0	16.2	33°	16.5
Elara® 7236	72.0	36.0	26.0	51.0	22.0	17.7	33°	18.0
Elara® 7242	72.0	42.0	26.0	50.5	27.0	18.6	33°	18.9
Elara® Plus 7959	79.0	59.0	25.5	45.5	46.3	16.0	37°	17.0
Era™ 6636	66.0	36.0	20.0	41.4	21.7	15.8	25°	17.0
Era™ 7142	71.0	42.0	20.0	44.3	26.9	15.8	24°	17.0
Fiore™ 6232	62.0	32.0	24.1	41.0	20.5	15.7	12°	17.0
Fiore™ 6636	65.5	35.7	24.1	46.0	24.5	16.0	12°	17.0
Fuzion® 6666	65.8	65.8	24.0	42.0	42.0	18.4	36°/16°	16.9
Fuzion® 7236	70.8	35.5	24.0	48.0	21.5	18.3	38°/24°	17.0
Fuzion® 7242	72.0	42.0	24.0	46.0	27.0	16.6	33°/27°	17.0
Fuzion® 7260	71.8	59.8	24.0	49.5	42.0	18.3	36°/24°	16.8
Ileana® 6730	67.0	30.0	24.5	65.0	15.8	17.0	26°	20.0
Inizio™ 6636	65.5	35.6	24.0	46.0	20.3	16.0	18°	20.0

JACUZZI® BATHTUB COLLECTION QUICK FIND INDEX
PRODUCT DIMENSIONS (IN INCHES EXCEPT LUMBAR ANGLE)

FAMILY/SIZE	Product Length	Product Width	Product Height	Basin Bottom Length	Basin Bottom Width	Soaking Depth	Lumbar Angle	Overflow Height
Karina® 6534	65.0	34.6	24.0	48.9	24.3	17.5	20°	17.8
Leonora® 6530	65.0	29.5	23.5	50.5	19.3	13.8	20°	19.7
Linea® 6030	60.0	30.0	19.5-23.0	42.3-45.0	20.8	15.0-16.0	23°-24°	16.5-17.5
Linea® 6032	60.0	32.0	19.5	45.0	23.0	15.0	23°	17.5
Linea® 6036	60.0	36.0	19.5	45.0	27.0	15.0	23°	17.5
Linea® 6632	66.0	32.0	19.0-23.0	48.8-57.9	22.8	14.5-16.0	23°-24°	16.5-16.8
Luna™ 6735	67.0	35.0	25.6	40.8	21.2	16.5	19°	16.8
Luxura® 6634	66.0	34.0	20.0	50.3	20.5	16.0	23°	16.8
Majora® 7242	72.0	42.0	19.8	47.0	27.0	16.3	25°	17.5
Marineo™ 6060	60.0	60.0	25.0	44.0	36.0	17.3	40°	18.5
Marineo™ 6642	66.0	42.0	26.0	47.0	25.0	17.5	30°	18.8
Marineo™ 7242	72.0	42.0	26.0	46.0	25.0	17.5	30°	18.8
Modena® 6636	65.5	35.7	24.0	46.0	20.3	16.0	18°	20.0
Nova™ 6042	60.0	42.0	18.5	41.0	27.0	16.3	30°	17.5
Nova™ 7242	72.0	42.0	20.5	50.0	28.0	16.3	34°	17.5
Riva® 6243	62.0	43.0	19.0	41.0	26.0	16.3	30°	17.5
Riva® 6638	66.3	38.3	19.5	45.0	25.0	16.3	29°	17.5
Riva® 7242	72.0	42.0	20.5	50.0	28.0	16.3	36°	17.5
Rosalia® 6634	66.0	34.0	27.4	43.9	17.4	17.0	26°	20.0
Serafina® 5931	59.0	31.5	24.0	36.0	20.0	15.3	24°	15.5
Serafina® 6731	67.0	31.5	24.0	43.5	19.8	15.8	29°	16.0
Sia® 6636	66.0	36.0	24.0	42.5	22.0	16.5	20°	17.8
Sia® 7242	72.0	42.0	24.0	49.0	28.0	16.5	20°	17.8
Solna™ 6042	60.0	42.0	26.0	38.0	27.3	16.9	33°	18.2
Solna™ 6636	66.0	36.0	26.0	44.2	21.2	16.9	33°	18.2
Solna™ 7242	72.0	42.0	26.0	50.3	27.4	16.9	33°	18.2
Stella® 5931	59.0	31.0	28.6	40.4	20.8	16.0	24°	16.3
Stella® 6731	67.0	31.0	28.3	40.5	19.4	15.0	35°	15.3
Signature® Rectangle Low-Profile 6030 Skirted	60.0	30.0	17.0	43.5	20.5	11.0	40°	13.5
Signature® Rectangle Low-Profile 6032 Skirted	60.0	32.0	17.0	43.5	20.5	11.0	40°	13.5
Signature® Rectangle Low-Profile AFR 6030	60.0	30.0	18.0	43.5	20.5	11.0	40°	13.5
Signature® Rectangle Low-Profile AFR 6032	60.0	32.0	18.0	43.5	20.5	11.0	40°	13.5
Signature® Rectangle 6030 Skirted	60.0	30.0	19.0	43.0	20.3	14.0	40°	15.3
Signature® Rectangle 6032 Skirted	60.0	32.0	19.0	43.0	20.3	14.0	40°	15.3
Signature® Rectangle 6036 Skirted	60.0	36.0	19.0	43.0	23.0	14.0	40°	15.3
Signature® Rectangle 7236 Skirted With Armrests	72.0	36.0	21.8	45.0	22.0	15.0	33°	16.25
Signature® Rectangle 6036 Drop-In	60.0	36.0	19.3	41.0	23.0	13.8	33°	15.4
Signature® Rectangle 6632 Skirted	66.0	32.0	19.0	46.0	19.8	13.8	27°	15.4
Signature® Rectangle 7236 Drop-In	72.0	36.0	19.3	41.0	20.0	13.8	33°	15.4
Signature® Oval in Rectangle 6042 Skirted	60.0	42.0	19.0	43.0	25.0	12.8	35°	16.3
Signature® Oval in Rectangle 6042 Drop-In	59.0	41.0	21.0	43.0	25.0	15.0	27°	16.3
Signature® Oval in Rectangle 7242 Drop-In	72.0	42.0	21.0	53.0	23.0	15.0	33°	16.3
Signature® Oval 6042 Drop-In	59.0	41.0	21.0	43.0	25.0	15.5	27°	16.3
Signature® Oval 6638 Drop-In	66.0	38.0	19.5	45.0	25.0	15.3	31°	17.5
Signature® Oval 7242 Drop-In	71.0	41.0	21.0	53.0	23.0	15.0	33°	16.3
Signature® Oval 5930 Freestanding	59.2	29.7	24.0	46.5	20.4	15.7	11.8°	16.1
Signature® Oval 6732 Freestanding	67.0	31.5	24.0	50.2	22.1	15.7	12°	16.1
Signature® Corner 6060 Drop-In	60.0	60.0	22.0	48.0	39.0	15.0	27°	21.0

JACUZZI® BATH EXPERIENCES

S SOAKING

- Proven hydrotherapy in its fundamental form
- Warm water promotes circulation and relaxation
- Ergonomic designs cradle the bather

HS HEATED SOAK

- Two mini jets circulate warm water continuously
- Allows for a longer soak without adding more water
- Heated Soak experience available on select families

PA PURE AIR®

- Invigorating air bubbles provide a gentle massage
- 360-degree air channels create a relaxing, full-body experience
- TLC Thermal Lumbar Comfort™ is a Jacuzzi® Brand exclusive
- Auto-Dri™ cycle activates after bath

WP WHIRLPOOL

- First jet pump commercialized by Jacuzzi in 1956
- Patented TargetPro™ jets for high-flow, low-pressure massage
- Original air and water therapeutic massage
- Customizable jet-flow intensity and direction
- CleanLine® system standard
- Illumatherapy™ and chromatherapy options available

SS SALON® SPA

- Combination of Whirlpool and Pure Air® baths
- Patented TargetPro™ jets for high-flow, low-pressure massage
- Personalized massage options
- RapidHeat™ heater included to keep water warm
- Chromatherapy lighting comes standard
- Auto-Dri™ cycle activates after bath
- Wave Mode goes from maximum- to no-air flow

SP SWIRLPOOL®

- Swirlpool® jets move water gently around you for a non-targeted hydromassage
- Whisper+ Technology® quietly keeps water warm
- Illumatherapy™ and CleanLine® system standard

ADATTO™

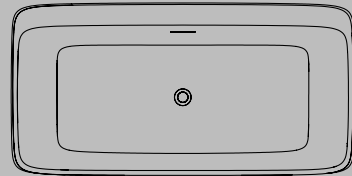
A Signature® Collection Bath

- ADATTO™ 6734
- ACCESSORIES

Deck-mount faucet compatible



ADATTO™ 6734 SIDE VIEW



ADATTO™ 6734 SOAKING BATH

ADATTO™ 6734 ADF6734

 FREESTANDING | 67" L x 34" W x 24" H

Hydrotherapy Experience	Experience	Drain	Equipment Location	Controls	Lighting Availability	Heater	Bathtub Color	Drain Finish	Product Code	Color: See page Note†	List Price
SOAKING BATH - Designed for compatibility with deck mount faucet installation - Integral linear overflow Shipping weight: 175 lbs.	B	C	X	X	None	No	White	White	ADF6734BCXXXX	G	\$4,549

†Note: An integral linear overflow and toe tap drain kit is included with the bathtub. G stands for White bath/White drain and overflow.

ADATTO™ | ACCESSORIES

Recommended:

Lenire® luxury pillow	LEPI155T	See page 144
Drain alignment kit for freestanding bathtub installations	MZ20000	See page 140

HYDROTHERAPY EXPERIENCE CODES: B = Bath Soaking	LOCATION CODES: C = Center	CONTROL CODES: X = None	FEATURE CODES: XX = Not Applicable	COLOR CODES: G = White bath/White drain and overflow
---	--------------------------------------	-----------------------------------	--	--

AMALIA™

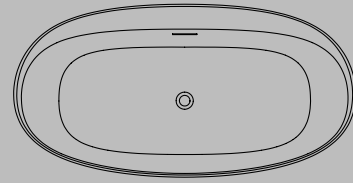
A Signature® Collection Bathtub

- AMALIA™ 5932
- AMALIA™ 6734
- ACCESSORIES

Deck-mount faucet compatible



AMALIA™ 6734 SIDE VIEW



AMALIA™ 6734 SOAKING BATH

AMALIA™ 5932 AMF5932

FREESTANDING | 59" L x 32" W x 24" H

Hydrotherapy Experience	Experience	Drain	Equipment Location	Controls	Lighting Availability	Heater	Bathtub Color	Drain Finish	Product Code	Color: See page Note†	List Price
SOAKING BATH - Designed for compatibility with deck mount faucet installation - Integral linear overflow Shipping weight: 108 lbs.	B	C	X	X	None	No	White	White	AMF5932BCXXXX	G	\$3,499

†Note: An integral linear overflow and toe tap drain kit is included with the bathtub. G stands for White bath/White drain and overflow.

AMALIA™ 6734 AMF6734

FREESTANDING | 67" L x 34" W x 24" H

Hydrotherapy Experience	Experience	Drain	Equipment Location	Controls	Lighting Availability	Heater	Bathtub Color	Drain Finish	Product Code	Color: See page Note†	List Price
SOAKING BATH - Designed for compatibility with deck mount faucet installation - Integral linear overflow Shipping weight: 150 lbs.	B	C	X	X	None	No	White	White	AMF6734BCXXXX	G	\$4,549

†Note: An integral linear overflow and toe tap drain kit is included with the bathtub. G stands for White bath/White drain and overflow.

AMALIA™ | ACCESSORIES

Recommended:

Lenire® luxury pillow	LEPI155T	See page 144
Drain alignment kit for freestanding bathtub installations	MZ20000	See page 140

HYDROTHERAPY EXPERIENCE CODES:

B = Bath Soaking

LOCATION CODES:

C = Center

CONTROL CODES:

X = None

FEATURE CODES:

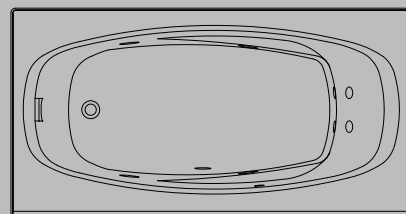
XX = Not Applicable

COLOR CODES:

G = White bath/White drain and overflow

AMIGA®

- AMIGA® 7236
- ACCESSORIES



AMIGA® SKIRTED WHIRLPOOL

AMIGA® 7236 AMI7236

DROP-IN | 72"L x 36"W x 20.75"H

Hydrotherapy Experience	Experience	Drain	Equipment Location	Controls	Lighting Availability	Heater	Whisper Technology®	Product Code	Bathtub Color	List Price W - White Y + \$125 B + \$375
SOAKING BATH Shipping weight: 82 lbs.	B	U	X	X	None	No	No	AMI7236BUXXXX	W	\$1,692
PURE AIR® BATH - 800w variable-speed heated air blower Shipping weight: 108 lbs.	A	L	R	2	None	No	No	AMI7236ALR2XX	W	\$3,716
		R	L	2	None	No	No	AMI7236ARL2XX	W	\$3,716
WHIRLPOOL BATH - 4 TargetPro™ jets - 4 AccuPro™ jets Shipping weight: 123 lbs.	W	L	R	2	None	No	No	AMI7236WLR2XX	W	\$3,716
		L	R	2	None	Yes	No	AMI7236WLR2HX	W	\$4,111
		L	R	2	Chromatherapy	Yes	No	AMI7236WLR2CH	W	\$4,586
		R	L	2	None	No	No	AMI7236WRL2XX	W	\$3,716
		R	L	2	None	Yes	No	AMI7236WRL2HX	W	\$4,111
		R	L	2	Chromatherapy	Yes	No	AMI7236WRL2CH	W	\$4,586

HYDROTHERAPY EXPERIENCE CODES:

B = Bath Soaking
A = Pure Air®
W = Whirlpool

LOCATION CODES:

R = Right
L = Left
U = Universal
X = Not Applicable

CONTROL CODES*:

X = None2 = J2 Basic Control

*See page 3 for available control options

FEATURE CODES:

XX = Not Applicable
HX = Heater
CH = Chromatherapy & Heater

COLOR CODES:**


W = White
Y = Oyster
B = Black

NOTE:
\$125 Upgrade on Oyster
\$375 Upgrade on Black

**Replace last letter in product code with color letter

HYDROTHERAPY EXPERIENCE CODES: B = Bath Soaking A = Pure Air® W = Whirlpool	LOCATION CODES: R = Right L = Left U = Universal X = Not Applicable	CONTROL CODES*: X = None 2 = J2 Basic Control <small>*See page 3 for available control options</small>	FEATURE CODES: XX = Not Applicable HX = Heater CH = Chromatherapy & Heater	COLOR CODES**: W = White Y = Oyster B = Black <small>NOTE: \$125 Upgrade on Oyster \$375 Upgrade on Black</small> <small>**Replace last letter in product code with color letter</small>
---	--	--	--	--

AMIGA® 7236
AMS7236

 SKIRTED | 72"L x 36"W x 20.75"H

Hydrotherapy Experience	Experience	Drain	Equipment Location	Controls	Lighting Availability	Heater	Whisper Technology®	Product Code	Bathtub Color	List Price W - White Y + \$125 B + \$375
SOAKING BATH - Integral skirt with built-in tile flange Shipping weight: 116 lbs.	B	L	X	X	None	No	No	AMS7236BLXXXX	W	\$2,162
		R	X	X	None	No	No	AMS7236BRXXXX	W	\$2,162
PURE AIR® BATH - 800w variable-speed heated air blower - Integral skirt with built-in tile flange Shipping weight: 121 lbs.	A	L	R	2	None	No	No	AMS7236ALR2XX	W	\$4,169
		R	L	2	None	No	No	AMS7236ARL2XX	W	\$4,169
WHIRLPOOL BATH - 4 TargetPro™ jets - 4 AccuPro™ jets - Integral skirt with built-in tile flange Shipping weight: 147 lbs.	W	L	R	2	None	No	No	AMS7236WLR2XX	W	\$4,169
		L	R	2	None	Yes	No	AMS7236WLR2HX	W	\$4,564
		L	R	2	Chromatherapy	Yes	No	AMS7236WLR2CH	W	\$5,039
		R	L	2	None	No	No	AMS7236WRL2XX	W	\$4,169
		R	L	2	None	Yes	No	AMS7236WRL2HX	W	\$4,564
		R	L	2	Chromatherapy	Yes	No	AMS7236WRL2CH	W	\$5,039

Note: Amiga® 7236 Skirted also available with two access panels. Please call Customer Service for custom order.

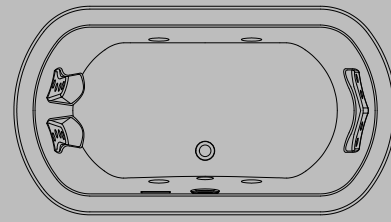
AMIGA® | ACCESSORIES

Recommended:

Jet trim kits in Chrome, Brushed Nickel, or Oil-Rubbed Bronze		See page 142
Universal rotary/cable drain kit, 26" cable	HP55	See page 139
Universal deep soak drain kit (Compatible with non-jetted tubs only)	LH33	See page 139
Slip cover drain kit	PG35	See page 139
Tile flange kit	5817	See page 144

ANZA™

- ANZA™ 6042
- ANZA™ 6636
- ANZA™ 6642
- ANZA™ 7242
- ACCESSORIES



ANZA™ 6636 WHIRLPOOL

ANZA™ 6042 ANZ6042



DROP-IN or UNDERMOUNT | 60"L x 42"W x 26"H

Hydrotherapy Experience	Experience	Drain	Equipment Location	Controls	Lighting Availability	Heater	Whisper Technology®	Product Code	Bathtub Color	List Price W - White Y + \$50
SOAKING BATH Shipping weight: 150 lbs.	B	C	X	X	None	No	No	ANZ6042BCXXXX	W	\$2,247
				2	Chromatherapy	No	No	ANZ6042BCX2CX	W	\$2,722
PURE AIR® BATH - 800w variable-speed heated air blower Shipping weight: 207 lbs.	A	C	R	4	Chromatherapy	No	No	ANZ6042ACR4CXW	W	\$6,201
WHIRLPOOL BATH - 4 TheraPro™ Jets - 12 AccuPro™ Jets - Whirlpool maintenance heater Shipping weight: 205 lbs.	W	C	R	4	Chromatherapy	Yes	No	ANZ6042WCR4CH	W	\$6,201
				4	Chromatherapy	Yes	Yes	ANZ6042WCR4CW	W	\$6,406
				4	Illumatherapy™	Yes	Yes	ANZ6042WCR4IW	W	\$6,926
SALON® SPA COMBINATION - 4 TheraPro™ Jets - 12 AccuPro™ Jets - Whirlpool maintenance heater - 900w variable-speed heated air blower Shipping weight: 225 lbs.	C	C	R	4	Chromatherapy	Yes	No	ANZ6042CCR4CH	W	\$11,276
				4	Chromatherapy	Yes	Yes	ANZ6042CCR4CW	W	\$11,481
				4	Illumatherapy™	Yes	Yes	ANZ6042CCR4IW	W	\$12,001
				5	Chromatherapy	Yes	No	ANZ6042CCR5CH	W	\$12,171
				5	Chromatherapy	Yes	Yes	ANZ6042CCR5CW	W	\$12,376
				5	Illumatherapy™	Yes	Yes	ANZ6042CCR5IW	W	\$12,896

HYDROTHERAPY EXPERIENCE CODES:

B = Bath Soaking
A = Pure Air®
W = Whirlpool
C = Salon® Spa Combination

LOCATION CODES:

C = Center
R = Right
X = Not Applicable

CONTROL CODES*:

X = NONE
2 = J2 Basic Control
4 = J4 Luxury Control
5 = J5 LCD Control

*See page 3 for available control options

FEATURE CODES:

XX = Not Applicable
CX = Chromatherapy
CH = Chromatherapy & Heater
CW = Chromatherapy, Heater & Whisper Technology®
IW = Illumatherapy™, Heater & Whisper Technology®

COLOR CODES**:

W = White
Y = Oyster

NOTE:
\$50 Upgrade on Oyster

**Replace last letter in product code with color letter

HYDROTHERAPY EXPERIENCE CODES: B = Bath Soaking A = Pure Air® W = Whirlpool C = Salon® Spa Combination	LOCATION CODES: C = Center R = Right X = Not Applicable	CONTROL CODES*: X = NONE 2 = J2 Basic Control 4 = J4 Luxury Control 5 = J5 LCD Control <small>*See page 3 for available control options</small>	FEATURE CODES: XX = Not Applicable CX = Chromatherapy CH = Chromatherapy & Heater CW = Chromatherapy, Heater & Whisper Technology® IW = Illumatherapy™, Heater & Whisper Technology®	COLOR CODES**: W = White Y = Oyster NOTE: \$125 Upgrade on Oyster <small>**Replace last letter in product code with color letter</small>
---	---	---	--	--

ANZA™ 6636
ANZ6636



DROP-IN or UNDERMOUNT | 66"L x 36"W x 26"H

Hydrotherapy Experience	Experience	Drain	Equipment Location	Controls	Lighting Availability	Heater	Whisper Technology®	Product Code	Bathtub Color	List Price W - White Y + \$125
SOAKING BATH Shipping weight: 140 lbs.	B	C	X	X	None	No	No	ANZ6636BCXXXX	W	\$2,377
				2	Chromatherapy	No	No	ANZ6636BCX2CX	W	\$2,852
PURE AIR® BATH - 800w variable-speed heated air blower Shipping weight: 190 lbs.	A	C	R	4	Chromatherapy	No	No	ANZ6636ACR4CXW	W	\$6,332
WHIRLPOOL BATH - 4 TheraPro™ Jets - 12 AccuPro™ Jets - Whirlpool maintenance heater Shipping weight: 205 lbs.	W	C	R	4	Chromatherapy	Yes	No	ANZ6636WCR4CH	W	\$6,332
				4	Chromatherapy	Yes	Yes	ANZ6636WCR4CW	W	\$6,537
				4	Illumatherapy™	Yes	Yes	ANZ6636WCR4IW	W	\$7,057
SALON® SPA COMBINATION - 4 TheraPro™ Jets - 12 AccuPro™ Jets - Whirlpool maintenance heater - 900w variable-speed heated air blower Shipping weight: 225 lbs.	C	C	R	4	Chromatherapy	Yes	No	ANZ6636CCR4CH	W	\$11,462
				4	Chromatherapy	Yes	Yes	ANZ6636CCR4CW	W	\$11,667
				4	Illumatherapy™	Yes	Yes	ANZ6636CCR4IW	W	\$12,187
				5	Chromatherapy	Yes	No	ANZ6636CCR5CH	W	\$12,357
				5	Chromatherapy	Yes	Yes	ANZ6636CCR5CW	W	\$12,562
				5	Illumatherapy™	Yes	Yes	ANZ6636CCR5IW	W	\$13,082

ANZA™ 6642
ANZ6642



DROP-IN or UNDERMOUNT | 66"L x 42"W x 26"H

Hydrotherapy Experience	Experience	Drain	Equipment Location	Controls	Lighting Availability	Heater	Whisper Technology®	Product Code	Bathtub Color	List Price W - White Y + \$125
SOAKING BATH Shipping weight: 160 lbs.	B	C	X	X	None	No	No	ANZ6642BCXXXX	W	\$2,501
				2	Chromatherapy	No	No	ANZ6642BCX2CX	W	\$2,976
PURE AIR® BATH - 800w variable-speed heated air blower Shipping weight: 199 lbs.	A	C	R	4	Chromatherapy	No	No	ANZ6642ACR4CXW	W	\$6,504
WHIRLPOOL BATH - 4 TheraPro™ Jets - 12 AccuPro™ Jets - Whirlpool maintenance heater Shipping weight: 212 lbs.	W	C	R	4	Chromatherapy	Yes	No	ANZ6642WCR4CH	W	\$6,504
				4	Chromatherapy	Yes	Yes	ANZ6642WCR4CW	W	\$6,709
				4	Illumatherapy™	Yes	Yes	ANZ6642WCR4IW	W	\$7,229
SALON® SPA COMBINATION - 4 TheraPro™ Jets - 12 AccuPro™ Jets - Whirlpool maintenance heater - 900w variable-speed heated air blower Shipping weight: 237 lbs.	C	C	R	4	Chromatherapy	Yes	No	ANZ6642CCR4CH	W	\$11,631
				4	Chromatherapy	Yes	Yes	ANZ6642CCR4CW	W	\$11,836
				4	Illumatherapy™	Yes	Yes	ANZ6642CCR4IW	W	\$12,356
				5	Chromatherapy	Yes	No	ANZ6642CCR5CH	W	\$12,526
				5	Chromatherapy	Yes	Yes	ANZ6642CCR5CW	W	\$12,731
				5	Illumatherapy™	Yes	Yes	ANZ6642CCR5IW	W	\$13,251

HYDROTHERAPY EXPERIENCE CODES: B = Bath Soaking A = Pure Air® W = Whirlpool C = Salon® Spa Combination	LOCATION CODES: C = Center R = Right X = Not Applicable	CONTROL CODES*: X = NONE 2 = J2 Basic Control 4 = J4 Luxury Control 5 = J5 LCD Control <small>*See page 3 for available control options</small>	FEATURE CODES: XX = Not Applicable CX = Chromatherapy CH = Chromatherapy & Heater CW = Chromatherapy, Heater & Whisper Technology® IW = Illumatherapy™, Heater & Whisper Technology®	COLOR CODES**: W = White Y = Oyster NOTE: \$125 Upgrade on Oyster <small>**Replace last letter in product code with color letter</small>
---	---	---	--	--

ANZA™ 7242
ANZ7242

 DROP-IN or UNDERMOUNT | 72"L x 42"W x 26"H

Hydrotherapy Experience	Experience	Drain	Equipment Location	Controls	Lighting Availability	Heater	Whisper Technology®	Product Code	Bathtub Color	List Price W - White Y + \$125
SOAKING BATH Shipping weight: 175 lbs.	B	C	X	X	None	No	No	ANZ7242BCXXXX	W	\$2,635
				2	Chromatherapy	No	No	ANZ7242BCX2CX	W	\$3,110
PURE AIR® BATH - 800w variable-speed heated air blower Shipping weight: 225 lbs.	A	C	R	4	Chromatherapy	No	No	ANZ7242ACR4CXW	W	\$6,693
WHIRLPOOL BATH - 4 TheraPro™ Jets - 12 AccuPro™ Jets - Whirlpool maintenance heater Shipping weight: 218 lbs.	W	C	R	4	Chromatherapy	Yes	No	ANZ7242WCR4CH	W	\$6,693
				4	Chromatherapy	Yes	Yes	ANZ7242WCR4CW	W	\$6,898
				4	Illumatherapy™	Yes	Yes	ANZ7242WCR4IW	W	\$7,418
SALON® SPA COMBINATION - 4 TheraPro™ Jets - 12 AccuPro™ Jets - Whirlpool maintenance heater - 900w variable-speed heated air blower Shipping weight: 245 lbs.	C	C	R	4	Chromatherapy	Yes	No	ANZ7242CCR4CH	W	\$11,765
				4	Chromatherapy	Yes	Yes	ANZ7242CCR4CW	W	\$11,970
				4	Illumatherapy™	Yes	Yes	ANZ7242CCR4IW	W	\$12,490
				5	Chromatherapy	Yes	No	ANZ7242CCR5CH	W	\$12,660
				5	Chromatherapy	Yes	Yes	ANZ7242CCR5CW	W	\$12,865
5	Illumatherapy™	Yes	Yes	ANZ7242CCR5IW	W	\$13,385				

ANZA™ | ACCESSORIES

Recommended:

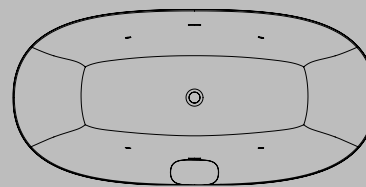
Jet trim kits in Chrome, Brushed Nickel, or Oil-Rubbed Bronze		See page 142
Rotary drain PVC drain kit, 26" cable (does not include waste and overflow pipes)	DA34	See page 139
Universal rotary/cable drain kit, 26" cable	HP55	See page 139
Universal Deep Soak Drain Kit	LH33	See page 139
Slip cover drain kit	PG35	See page 139
Chromatherapy color light kit — field installed	GD56	See page 144

ARGA™

- ARGA™ 6934
- ACCESSORIES



ARGA™ 6934 SIDE VIEW



ARGA™ 6934 SWIRLPOOL®

ARGA™ 6934 AGF6934

 FREESTANDING | 69"L x 34"W x 22"H

Hydrotherapy Experience	Experience	Drain	Equipment Location	Controls	Lighting Availability	Whisper+ Technology®	Heater	Color	Finish	Product Code	List Price
Swirlpool® BATH - 4 Swirlpool® jets - Proprietary Salt Infuser - Illumatherapy™ - Ultra quiet Whisper+ Technology® standard - Integral linear overflow - Finish-Matched Toe-Tap Drain and Drain alignment kit included Shipping weight: 145 lbs.	P	C	L	6	Illumatherapy™	Yes	Yes	White	Gloss	AGF6934PCL6IPW	\$12,458
					Illumatherapy™	Yes	Yes	White	Matte	AGF6934PCL6IPM	\$12,958

ARGA™ | ACCESSORIES

Recommended:

Lenire® luxury pillow	LEPI155T	See page 144
Bathtub/shower shelf	PP58	See page 144

HYDROTHERAPY EXPERIENCE CODES:

P = Swirlpool®

LOCATION CODES:

C = Center
L = Left

CONTROL CODES*:

6 = J6 Arga™ Control

FEATURE CODES:

IP = Illumatherapy™ & Whisper+ Technology®

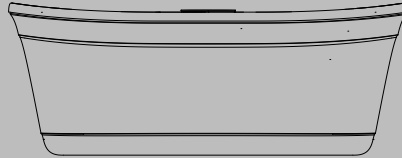
COLOR CODES:**

W = White
M = Matte White

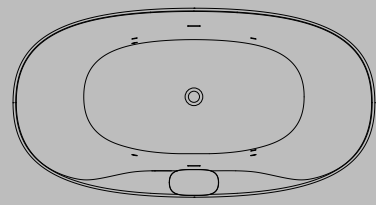
**Replace last letter in product code with color letter

ARGA™ CLASSIC

- ARGA™ CLASSIC 6735
- ACCESSORIES




ARGA™ CLASSIC 6735 SIDE VIEW



ARGA™ CLASSIC 6735 SWIRLPOOL®

ARGA™ CLASSIC 6735 AGF6735

 FREESTANDING | 67" L x 35" W x 26" H

Hydrotherapy Experience	Experience	Drain	Equipment Location	Controls	Lighting Availability	Whisper+ Technology®	Heater	Color	Finish	Product Code	List Price
Swirlpool® BATH - 6 Swirlpool® jets - Proprietary Salt Infuser - Illumatherapy™ - Ultra quiet Whisper+ Technology® standard - Integral linear overflow - Finish-Matched Toe-Tap Drain and Drain alignment kit included Shipping weight: 148 lbs.	P	C	L	6	Illumatherapy™	Yes	Yes	White	Gloss	AGF6735PCL6IPW	\$12,458
					Illumatherapy™	Yes	Yes	White	Matte	AGF6735PCL6IPM	\$12,958

ARGA™ CLASSIC | ACCESSORIES

Recommended:

Lenire® luxury pillow	LEPI155T	See page 144
Bathtub/shower shelf	PP58	See page 144

HYDROTHERAPY EXPERIENCE CODES:

P = Swirlpool®

LOCATION CODES:

C = Center
L = Left

CONTROL CODES*:

6 = J6 Arga™ Control

FEATURE CODES:

IP = Illumatherapy™ & Whisper+ Technology®

COLOR CODES:**

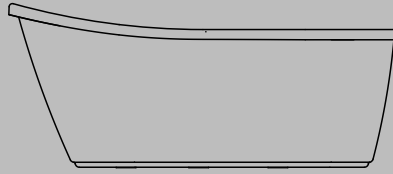
W = White
M = Matte White

**Replace last letter in product code with color letter

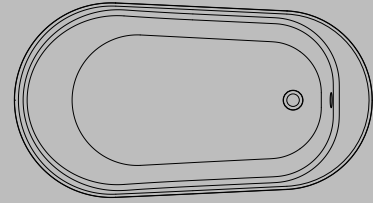
ARIETTA™

- ARIETTA™ 5932
- ACCESSORIES

Deck-mount faucet compatible




ARIETTA™ 5932 SIDE VIEW



ARIETTA™ 5932 SOAKING BATH

ARIETTA™ 5932 ARF5932

 FREESTANDING | 59" L x 32" W x 24.8" H

Hydrotherapy Experience	Experience	Drain	Equipment Location	Controls	Lighting Availability	Product Code	Bathtub Color	List Price
SOAKING BATH Shipping weight: 177 lbs.	B	U	X	X	None	ARF5932BUXXXX	W	\$2,736
					None	ARF5932BUXXXX	Y	\$2,861

ARIETTA™ FREESTANDING | ACCESSORIES

Recommended:

Universal rotary/cable drain kit, 26" cable	HP55	See page 139
Universal deep soak drain kit (Compatible with non-jetted tubs only)	LH33	See page 139
Slip cover drain kit	PG35	See page 139
Lenire® luxury pillow	LEPI155T	See page 144
Drain alignment kit for freestanding bathtub installations	MZ20000	See page 140
Bathtub/shower shelf	PP58	See page 144

HYDROTHERAPY EXPERIENCE CODES:

B = Bath Soaking

LOCATION CODES:

U = Universal
X = Not Applicable

CONTROL CODES:

X = None

FEATURE CODES:

XX = Not Applicable

COLOR CODES**:

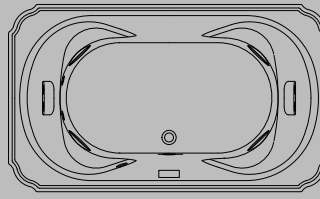
W = White
Y = Oyster

NOTE:
\$125 Upgrade on Oyster
\$375 Upgrade on Black

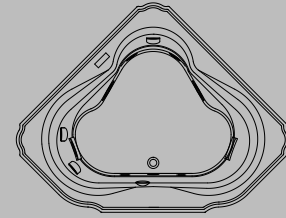
**Replace last letter in product code with color letter

BELLAVISTA™

- BELLAVISTA™ 6642
- BELLAVISTA™ 7242
- BELLAVISTA™ 6060 CORNER
- ACCESSORIES



BELLAVISTA™ WHIRLPOOL



BELLAVISTA™ CORNER WHIRLPOOL

BELLAVISTA™ 6642 BEL6642

DROP-IN | 66"L x 42"W x 26"H

Hydrotherapy Experience	Experience	Drain	Equipment Location	Controls	Lighting Availability	Heater	Whisper Technology®	Product Code	Bathtub Color	List Price W - White Y + \$125 B + \$375
SOAKING BATH Shipping weight: 160 lbs.	B	C	X	X	None	No	No	BEL6642BCXXXX	W	\$2,835
				2	Chromatherapy	No	No	BEL6642BCX2CX	W	\$3,310
PURE AIR® BATH - 800w variable-speed heated air blower Shipping weight: 200 lbs.	A	C	R	4	Chromatherapy	No	No	BEL6642ACR4CX	W	\$7,030
				5	Chromatherapy	No	No	BEL6642ACR5CX	W	\$7,925
WHIRLPOOL BATH - 4 TargetPro™ jets - 6 AccuPro™ jets - Whirlpool maintenance heater Shipping weight: 215 lbs.	W	C	R	4	Chromatherapy	Yes	No	BEL6642WCR4CH	W	\$7,030
				4	Chromatherapy	Yes	Yes	BEL6642WCR4CW	W	\$7,235
				4	Illumatherapy™	Yes	No	BEL6642WCR4IH	W	\$7,550
				4	Illumatherapy™	Yes	Yes	BEL6642WCR4IW	W	\$7,755
				5	Chromatherapy	Yes	No	BEL6642WCR5CH	W	\$7,925
				5	Chromatherapy	Yes	Yes	BEL6642WCR5CW	W	\$8,130
				5	Illumatherapy™	Yes	No	BEL6642WCR5IH	W	\$8,445
				5	Illumatherapy™	Yes	Yes	BEL6642WCR5IW	W	\$8,650
SALON® SPA COMBINATION - 4 TargetPro™ jets - 6 AccuPro™ jets - Whirlpool maintenance heater - 900w variable-speed heated air blower Shipping weight: 247 lbs.	C	C	R	4	Chromatherapy	Yes	No	BEL6642CCR4CH	W	\$11,090
				4	Chromatherapy	Yes	Yes	BEL6642CCR4CW	W	\$11,295
				4	Illumatherapy™	Yes	No	BEL6642CCR4IH	W	\$11,610
				4	Illumatherapy™	Yes	Yes	BEL6642CCR4IW	W	\$11,815
				5	Chromatherapy	Yes	No	BEL6642CCR5CH	W	\$11,985
				5	Chromatherapy	Yes	Yes	BEL6642CCR5CW	W	\$12,190
				5	Illumatherapy™	Yes	No	BEL6642CCR5IH	W	\$12,505
				5	Illumatherapy™	Yes	Yes	BEL6642CCR5IW	W	\$12,710

HYDROTHERAPY EXPERIENCE CODES:

- B = Bath Soaking
- A = Pure Air®
- W = Whirlpool
- C = Salon® Spa Combination

LOCATION CODES:

- C = Center
- R = Right
- L = Left
- F = Right Front
- X = Not Applicable

CONTROL CODES*:

- X = None
- 2 = J2 Basic Control
- 4 = J4 luxury Control
- 5 = J5 LCD Control

*See page 3 for available control options

FEATURE CODES:

- XX = Not Applicable
- CX = Chromatherapy
- CH = Chromatherapy & Heater
- CW = Chromatherapy, Heater & Whisper Technology®
- IH = Illumatherapy™ & Heater
- IW = Illumatherapy™, Heater & Whisper Technology®

COLOR CODES:**

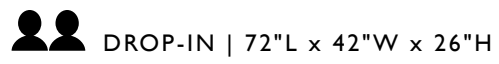
- W = White
- Y = Oyster
- B = Black

NOTE:
\$125 Upgrade on Oyster
\$375 Upgrade on Black

**Replace last letter in product code with color letter

HYDROTHERAPY EXPERIENCE CODES: B = Bath Soaking A = Pure Air® W = Whirlpool C = Salon® Spa Combination	LOCATION CODES: C = Center R = Right L = Left F = Right Front X = Not Applicable	CONTROL CODES*: X = None 2 = J2 Basic Control 4 = J4 luxury Control 5 = J5 LCD Control <small>*See page 3 for available control options</small>	FEATURE CODES: XX = Not Applicable CX = Chromatherapy CH = Chromatherapy & Heater CW = Chromatherapy, Heater & Whisper Technology® IH = Illumatherapy™ & Heater IW = Illumatherapy™, Heater & Whisper Technology®	COLOR CODES**: W = White Y = Oyster B = Black NOTE: \$125 Upgrade on Oyster \$375 Upgrade on Black <small>**Replace last letter in product code with color letter</small>
---	--	---	--	---


BELLAVISTA™ 7242
BEL7242



Hydrotherapy Experience	Experience	Drain	Equipment Location	Controls	Lighting Availability	Heater	Whisper Technology®	Product Code	Bathtub Color	List Price W - White Y + \$125 B + \$375
SOAKING BATH Shipping weight: 175 lbs.	B	C	X	X	None	No	No	BEL7242BCXXXX	W	\$3,052
				2	Chromatherapy	No	No	BEL7242BCX2CX	W	\$3,527
PURE AIR® BATH - 800w variable-speed heated air blower Shipping weight: 213 lbs.	A	C	R	4	Chromatherapy	No	No	BEL7242ACR4CX	W	\$7,164
				5	Chromatherapy	No	No	BEL7242ACR5CX	W	\$8,059
WHIRLPOOL BATH - 4 TargetPro™ jets - 6 AccuPro™ jets - Whirlpool maintenance heater Shipping weight: 217 lbs.	W	C	R	4	Chromatherapy	Yes	No	BEL7242WCR4CH	W	\$7,164
				4	Chromatherapy	Yes	Yes	BEL7242WCR4CW	W	\$7,369
				4	Illumatherapy™	Yes	No	BEL7242WCR4IH	W	\$7,684
				4	Illumatherapy™	Yes	Yes	BEL7242WCR4IW	W	\$7,889
				5	Chromatherapy	Yes	No	BEL7242WCR5CH	W	\$8,059
				5	Chromatherapy	Yes	Yes	BEL7242WCR5CW	W	\$8,264
				5	Illumatherapy™	Yes	No	BEL7242WCR5IH	W	\$8,579
				5	Illumatherapy™	Yes	Yes	BEL7242WCR5IW	W	\$8,784
	W	C	L	4	Chromatherapy	Yes	No	BEL7242WCL4CH	W	\$7,164
				4	Chromatherapy	Yes	Yes	BEL7242WCL4CW	W	\$7,369
				4	Illumatherapy™	Yes	No	BEL7242WCL4IH	W	\$7,684
				4	Illumatherapy™	Yes	Yes	BEL7242WCL4IW	W	\$7,889
				5	Chromatherapy	Yes	No	BEL7242WCL5CH	W	\$8,059
				5	Chromatherapy	Yes	Yes	BEL7242WCL5CW	W	\$8,264
				5	Illumatherapy™	Yes	No	BEL7242WCL5IH	W	\$8,579
				5	Illumatherapy™	Yes	Yes	BEL7242WCL5IW	W	\$8,784

HYDROTHERAPY EXPERIENCE CODES: B = Bath Soaking A = Pure Air® W = Whirlpool C = Salon® Spa Combination	LOCATION CODES: C = Center R = Right L = Left F = Right Front X = Not Applicable	CONTROL CODES*: X = None 2 = J2 Basic Control 4 = J4 luxury Control 5 = J5 LCD Control <small>*See page 3 for available control options</small>	FEATURE CODES: XX = Not Applicable CX = Chromatherapy CH = Chromatherapy & Heater CW = Chromatherapy, Heater & Whisper Technology® IH = Illumatherapy™ & Heater IW = Illumatherapy™, Heater & Whisper Technology®	COLOR CODES**: W = White Y = Oyster B = Black NOTE: \$125 Upgrade on Oyster \$375 Upgrade on Black <small>**Replace last letter in product code with color letter</small>
---	--	---	--	---

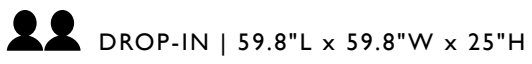
BELLAVISTA™ 7242
BEL7242

 **DROP-IN | 72"L x 42"W x 26"H**

Hydrotherapy Experience	Experience	Drain	Equipment Location	Controls	Lighting Availability	Heater	Whisper Technology®	Product Code	Bathtub Color	List Price W - White Y + \$125 B + \$375
SALON® SPA COMBINATION - 4 TargetPro™ jets - 6 AccuPro™ jets - Whirlpool maintenance heater - 900w variable-speed heated air blower Shipping weight: 263 lbs.	C	C	R	4	Chromatherapy	Yes	No	BEL7242CCR4CH	W	\$11,266
				4	Chromatherapy	Yes	Yes	BEL7242CCR4CW	W	\$11,471
				4	Illumatherapy™	Yes	No	BEL7242CCR4IH	W	\$11,786
				4	Illumatherapy™	Yes	Yes	BEL7242CCR4IW	W	\$11,991
				5	Chromatherapy	Yes	No	BEL7242CCR5CH	W	\$12,161
				5	Chromatherapy	Yes	Yes	BEL7242CCR5CW	W	\$12,366
				5	Illumatherapy™	Yes	No	BEL7242CCR5IH	W	\$12,681
				5	Illumatherapy™	Yes	Yes	BEL7242CCR5IW	W	\$12,886
	C	C	L	4	Chromatherapy	Yes	No	BEL7242CCL4CH	W	\$11,266
				4	Chromatherapy	Yes	Yes	BEL7242CCL4CW	W	\$11,471
				4	Illumatherapy™	Yes	No	BEL7242CCL4IH	W	\$11,786
				4	Illumatherapy™	Yes	Yes	BEL7242CCL4IW	W	\$11,991
				5	Chromatherapy	Yes	No	BEL7242CCL5CH	W	\$12,161
				5	Chromatherapy	Yes	Yes	BEL7242CCL5CW	W	\$12,366
				5	Illumatherapy™	Yes	No	BEL7242CCL5IH	W	\$12,681
				5	Illumatherapy™	Yes	Yes	BEL7242CCL5IW	W	\$12,886

HYDROTHERAPY EXPERIENCE CODES: B = Bath Soaking A = Pure Air® W = Whirlpool C = Salon® Spa Combination	LOCATION CODES: C = Center R = Right L = Left F = Right Front X = Not Applicable	CONTROL CODES*: X = None 2 = J2 Basic Control 4 = J4 luxury Control 5 = J5 LCD Control <small>*See page 3 for available control options</small>	FEATURE CODES: XX = Not Applicable CX = Chromatherapy CH = Chromatherapy & Heater CW = Chromatherapy, Heater & Whisper Technology® IH = Illumatherapy™ & Heater IW = Illumatherapy™, Heater & Whisper Technology®	COLOR CODES**: W = White Y = Oyster B = Black NOTE: \$125 Upgrade on Oyster \$375 Upgrade on Black <small>**Replace last letter in product code with color letter</small>
---	--	---	--	---

BELLAVISTA™ 6060 CORNER
BEL6060



Hydrotherapy Experience	Experience	Drain	Equipment Location	Controls	Lighting Availability	Heater	Whisper Technology®	Product Code	Bathtub Color	List Price W - White Y + \$125 B + \$375
SOAKING BATH Shipping weight: 155 lbs.	B	C	X	X	None	No	No	BEL6060BCXXXX	W	\$3,681
				2	Chromatherapy	No	No	BEL6060BCX2CX	W	\$4,156
PURE AIR® BATH - 800w variable-speed heated air blower Shipping weight: 230 lbs.	A	C	R	4	Chromatherapy	No	No	BEL6060ACR4CX	W	\$7,582
				5	Chromatherapy	No	No	BEL6060ACR5CX	W	\$8,477
WHIRLPOOL BATH - 4 TargetPro™ jets - 6 AccuPro™ jets - Whirlpool maintenance heater Shipping weight: 235 lbs.	W	C	R	4	Chromatherapy	Yes	No	BEL6060WCR4CH	W	\$7,582
				4	Chromatherapy	Yes	Yes	BEL6060WCR4CW	W	\$7,787
				4	Illumatherapy™	Yes	No	BEL6060WCR4IH	W	\$8,102
				4	Illumatherapy™	Yes	Yes	BEL6060WCR4IW	W	\$8,307
				5	Chromatherapy	Yes	No	BEL6060WCR5CH	W	\$8,477
				5	Chromatherapy	Yes	Yes	BEL6060WCR5CW	W	\$8,682
				5	Illumatherapy™	Yes	No	BEL6060WCR5IH	W	\$8,997
				5	Illumatherapy™	Yes	Yes	BEL6060WCR5IW	W	\$9,202
	W	C	L	4	Chromatherapy	Yes	No	BEL6060WCL4CH	W	\$7,582
				4	Chromatherapy	Yes	Yes	BEL6060WCL4CW	W	\$7,787
				4	Illumatherapy™	Yes	No	BEL6060WCL4IH	W	\$8,102
				4	Illumatherapy™	Yes	Yes	BEL6060WCL4IW	W	\$8,307
				5	Chromatherapy	Yes	No	BEL6060WCL5CH	W	\$8,477
				5	Chromatherapy	Yes	Yes	BEL6060WCL5CW	W	\$8,682
				5	Illumatherapy™	Yes	No	BEL6060WCL5IH	W	\$8,997
				5	Illumatherapy™	Yes	Yes	BEL6060WCL5IW	W	\$9,202

HYDROTHERAPY EXPERIENCE CODES: B = Bath Soaking A = Pure Air® W = Whirlpool C = Salon® Spa Combination	LOCATION CODES: C = Center R = Right L = Left F = Right Front X = Not Applicable	CONTROL CODES*: X = None 2 = J2 Basic Control 4 = J4 Luxury Control 5 = J5 LCD Control <small>*See page 3 for available control options</small>	FEATURE CODES: XX = Not Applicable CX = Chromatherapy CH = Chromatherapy & Heater CW = Chromatherapy, Heater & Whisper Technology® IH = Illumatherapy™ & Heater IW = Illumatherapy™, Heater & Whisper Technology®	COLOR CODES**: W = White Y = Oyster B = Black NOTE: \$125 Upgrade on Oyster \$375 Upgrade on Black <small>**Replace last letter in product code with color letter</small>
---	--	---	--	---

**BELLAVISTA™ 6060 CORNER
BEL6060**

 DROP-IN | 59.8" L x 59.8" W x 25" H

Hydrotherapy Experience	Experience	Drain	Equipment Location	Controls	Lighting Availability	Heater	Whisper Technology®	Product Code	Bath Tub Color	List Price W - White Y + \$125 B + \$375
WHIRLPOOL BATH - 4 TargetPro™ jets - 6 AccuPro™ jets - Whirlpool maintenance heater Shipping weight: 235 lbs.	W	C	F	4	Chromatherapy	Yes	No	BEL6060WCF4CH	W	\$7,582
				4	Chromatherapy	Yes	Yes	BEL6060WCF4CW	W	\$7,787
				4	Illumatherapy™	Yes	No	BEL6060WCF4IH	W	\$8,102
				4	Illumatherapy™	Yes	Yes	BEL6060WCF4IW	W	\$8,307
				5	Chromatherapy	Yes	No	BEL6060WCF5CH	W	\$8,477
				5	Chromatherapy	Yes	Yes	BEL6060WCF5CW	W	\$8,682
				5	Illumatherapy™	Yes	No	BEL6060WCF5IH	W	\$8,997
				5	Illumatherapy™	Yes	Yes	BEL6060WCF5IW	W	\$9,202
SALON® SPA COMBINATION - 4 TargetPro™ jets - 6 AccuPro™ jets - Whirlpool maintenance heater - 900w variable-speed heated air blower Shipping weight: 265 lbs.	C	C	R	4	Chromatherapy	Yes	No	BEL6060CCR4CH	W	\$11,806
				4	Chromatherapy	Yes	Yes	BEL6060CCR4CW	W	\$12,011
				4	Illumatherapy™	Yes	No	BEL6060CCR4IH	W	\$12,326
				4	Illumatherapy™	Yes	Yes	BEL6060CCR4IW	W	\$12,531
				5	Chromatherapy	Yes	No	BEL6060CCR5CH	W	\$12,701
				5	Chromatherapy	Yes	Yes	BEL6060CCR5CW	W	\$12,906
				5	Illumatherapy™	Yes	No	BEL6060CCR5IH	W	\$13,221
				5	Illumatherapy™	Yes	Yes	BEL6060CCR5IW	W	\$13,426

BELLAVISTA™ | ACCESSORIES

Recommended:

Jet trim kits in Chrome, Brushed Nickel, or Oil-Rubbed Bronze		See page 142
Universal rotary/cable drain kit, 26" cable	HP55	See page 139
Slip cover drain kit	PG35	See page 139
Rotary Drain PVC Drain Kit, 26" Cable (Does not include waste and overflow pipes)	DA34	See page 139
Chromatherapy color light kit — field installed	GD56	See page 144

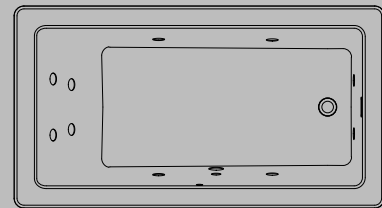
BIANCA®

- BIANCA® 6636
- ACCESSORIES

Re-designed back jet layout for optimal hydromassage



BIANCA® 6636 SIDE VIEW



BIANCA® 6636 WHIRLPOOL

BIANCA® 6636 BIF6636



FREESTANDING | 66" L x 36" W x 24" H

Important: Bianca® bathtubs are only compatible with the MF35 Linear overflow drain.

Hydrotherapy Experience	Experience	Drain	Equipment Location	Controls	Lighting Availability	Heater	Product Code	Bathtub Color	List Price
SOAKING BATH Shipping weight: 192 lbs.	B	U	X	X	None	No	BIF6636BUXXXX	W	\$3,942
HEATED SOAK Shipping weight: 192 lbs.	B	U	X	2	None	Yes	BIF6636BUX2HS	W	\$4,737
	B	U	X	2	Chromatherapy	Yes	BIF6636BUX2HC	W	\$5,212

Hydrotherapy Experience	Experience	Drain	Equipment Location	Controls	Lighting Availability	Heater	Whisper+ Technology®	Product Code with White	+ Add Jet Trim Finish Code			
									Color Matched		Upgrade	
									Jet Trim Finish	List Price	Jet Trim Finish (Chrome)	List Price
WHIRLPOOL - 10 SlimPro® jets - Ultra quiet Whisper+ Technology® standard - Drain alignment kit incl. Shipping weight: 276 lbs.	W	U	R	2	Chromatherapy	Yes	Yes	BIF6636WUR2CPW	W	\$9,000	C	\$9,050

BIANCA® | ACCESSORIES

Required:	Finish	Product Code	List Price
Linear overflow drain kit	White	MF35959	\$131
	Chrome	MF35827	\$131
	Brushed Nickel	MF35826	\$190
	Polished Nickel	MF35824	\$190
	Oil-Rubbed Bronze	MF35845	\$190

Recommended:

Lenire® luxury pillow	LEPI155T	See page 144
Drain alignment kit for freestanding bathtub installations (Included with Bianca® Freestanding Whirlpool)	MZ20000	See page 140
Linear drain waste overflow pressure test kit	ML08000	See page 140
Linear Brass drain kit	MF75000	See page 140

HYDROTHERAPY EXPERIENCE CODES:

B = Bath Soaking
W = Whirlpool

LOCATION CODES:

U = Universal
R = Right
X = Not Applicable

CONTROL CODES*:

X = None
2 = J2 Basic Control

FEATURE CODES:

XX = Not Applicable
HS = Heated Soak
HC = Heated Soak & Chromatherapy
CP = Chromatherapy & Whisper+ Technology®

COLOR CODES**:

W = White
WC = White Bath/
Chrome Jet Ring
WW = White Bath/White
Jet Ring

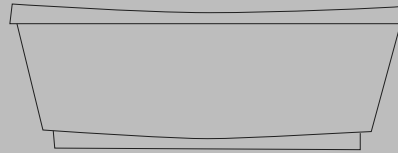
*See page 3 for available control options

**Replace last letter in product code with color letter

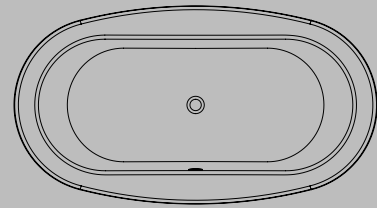
BRAVO™

- BRAVO™ 6636
- ACCESSORIES

Deck-mount faucet compatible




BRAVO™ 6636 SIDE VIEW



BRAVO™ 6636 SOAKING BATH

BRAVO™ 6636 BRF6636

 FREESTANDING | 65.5" L x 35.6" W x 24" H

Hydrotherapy Experience	Experience	Drain	Equipment Location	Controls	Lighting Availability	Heater	Product Code	Bathtub Color	List Price
SOAKING BATH Shipping weight: 175 lbs.	B	C	X	X	None	No	BRF6636BCXXXX	W	\$3,473
					None	No	BRF6636BCXXXX	Y	\$3,598
					None	No	BRF6636BCXXXX	B	\$3,848
HEATED SOAK Shipping weight: 190 lbs.	B	C	X	2	None	Yes	BRF6636BCX2HS	W	\$4,268
					Chromatherapy	Yes	BRF6636BCX2HC	W	\$4,743
PURE AIR® BATH - Remote 800w variable-speed heated air blower Shipping weight: 169 lbs.	A	C	X	2	None	No	BRF6636ACX2XX	W	\$5,859
					None	No	BRF6636ACX2XX	Y	\$5,984
					None	No	BRF6636ACX2XX	B	\$6,234

BRAVO™ FREESTANDING | ACCESSORIES

Recommended:

Universal rotary/cable drain kit, 26" cable	HP55	See page 139
Universal deep soak drain kit (Compatible with non-jetted tubs only)	LH33	See page 139
Slip cover drain kit	PG35	See page 139
Lenire® luxury pillow	LEPI155T	See page 144
Drain alignment kit for freestanding bathtub installations	MZ20000	See page 140

HYDROTHERAPY EXPERIENCE CODES:

B = Bath Soaking
A = Pure Air®

LOCATION CODES:

C = Center
X = Not Applicable

CONTROL CODES*:

X = None
2 = J2 Basic Control

FEATURE CODES:

XX = Not Applicable
HS = Heated Soak
HC = Heated Soak & Chromatherapy

COLOR CODES**:

W = White
Y = Oyster
B = Black

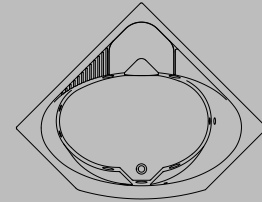
NOTE:
\$125 Upgrade on Oyster
\$375 Upgrade on Black

*See page 3 for available control options

**Replace last letter in product code with color letter

CAPELLA®

- CAPELLA® 5555
- ACCESSORIES



CAPELLA® 5555 DROP-IN WHIRLPOOL

CAPELLA® 5555 CAP5555



DROP-IN | 55"L x 55"W x 20.3"H

	Experience	Drain	Equipment Location	Controls	Lighting Availability	Heater	Whisper Technology®	Product Code	Bathtub Color	List Price W - White Y + \$125 B + \$375
SOAKING BATH - Integral seat Shipping weight: 117 lbs.	B	C	X	X	None	No	No	CAP5555BCXXXX	W	\$1,998
PURE AIR® BATH - 800w variable-speed heated air blower Shipping weight: 165 lbs.	A	C	L	2	None	No	No	CAP5555ACL2XX	W	\$3,929
			R	2	None	No	No	CAP5555ACR2XX	W	\$3,929
WHIRLPOOL BATH - Integral seat - 4 TargetPro™ jets - 4 AccuPro™ jets Shipping weight: 190 lbs.	W	C	R	2	None	No	No	CAP5555WCR2XX	W	\$3,929
				2	None	Yes	No	CAP5555WCR2HX	W	\$4,324
				2	Chromatherapy	Yes	No	CAP5555WCR2CH	W	\$4,799

CAPELLA® | ACCESSORIES

Recommended:

Jet trim kits in Chrome, Brushed Nickel, or Oil-Rubbed Bronze		See page 142
Universal rotary/cable drain kit, 26" cable	HP55	See page 139
Slip cover drain kit	PG35	See page 139
Rotary Drain PVC Drain Kit, 26" Cable (Does not include waste and overflow pipes)	DA34	See page 139
Tile flange kit	5817	See page 144
Chromatherapy color light kit — field installed	GD56	See page 144

HYDROTHERAPY EXPERIENCE CODES:

B = Bath Soaking
A = Pure Air®
W = Whirlpool

LOCATION CODES:

C = Center
R = Right
L = Left
X = Not Applicable

CONTROL CODES*:

X = None
2 = J2 Basic Control

*See page 3 for available control options

FEATURE CODES:

XX = Not Applicable
HX = Heater
CH = Chromatherapy & Heater

COLOR CODES**:

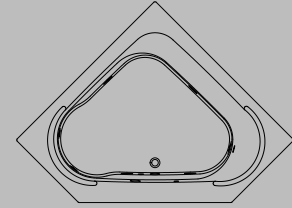
W = White
Y = Oyster
B = Black

NOTE:
\$125 Upgrade on Oyster
\$375 Upgrade on Black

**Replace last letter in product code with color letter

CAPELLA®

- CAPELLA® 6060
- ACCESSORIES



CAPELLA® 6060 DROP-IN WHIRLPOOL

CAPELLA® 6060 CAP6060



DROP-IN | 60"L x 60"W x 20.5"H

Hydrotherapy Experience	Experience	Drain	Equipment Location	Controls	Lighting Availability	Heater	Whisper Technology®	Product Code	Bathtub Color	List Price W - White Y + \$125 B + \$375
SOAKING BATH Shipping weight: 117 lbs.	B	C	X	X	None	No	No	CAP6060BCXXXX	W	\$2,169
PURE AIR® BATH - 800w variable-speed heated air blower Shipping weight: 180 lbs.	A	C	R	2	None	No	No	CAP6060ACR2XX	W	\$4,253
			L	2	None	No	No	CAP6060ACL2XX	W	\$4,253
WHIRLPOOL BATH - 4 TargetPro™ jets - 4 AccuPro™ jets Shipping weight: 204 lbs.	W	C	R	2	None	No	No	CAP6060WCR2XX	W	\$4,253
				2	None	Yes	No	CAP6060WCR2HX	W	\$4,648
				2	Chromatherapy	Yes	No	CAP6060WCR2CH	W	\$5,123
			L	2	None	No	No	CAP6060WCL2XX	W	\$4,253
				2	None	Yes	No	CAP6060WCL2HX	W	\$4,648
				2	Chromatherapy	Yes	No	CAP6060WCL2CH	W	\$5,123

CAPELLA® | ACCESSORIES

Recommended:

Jet trim kits in Chrome, Brushed Nickel, or Oil-Rubbed Bronze		See page 142
Universal rotary/cable drain kit, 26" cable	HP55	See page 139
Slip cover drain kit	PG35	See page 139
Rotary Drain PVC Drain Kit, 26" Cable (Does not include waste and overflow pipes)	DA34	See page 139
Tile flange kit	5817	See page 144
Chromatherapy color light kit — field installed	GD56	See page 144

HYDROTHERAPY EXPERIENCE CODES:

B = Bath Soaking
A = Pure Air®
W = Whirlpool

LOCATION CODES:

C = Center
R = Right
L = Left
X = Not Applicable

CONTROL CODES*:

X = None
2 = J2 Basic Control

*See page 3 for available control options

FEATURE CODES:

XX = Not Applicable
HX = Heater
CH = Chromatherapy & Heater

COLOR CODES**:

W = White
Y = Oyster
B = Black

NOTE:
\$125 Upgrade on Oyster
\$375 Upgrade on Black

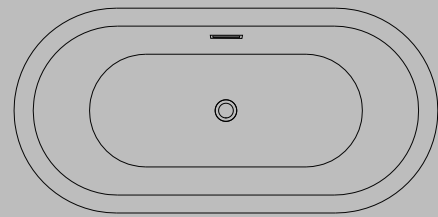
**Replace last letter in product code with color letter

CELESTE™

- CELESTE™ 5932
- CELESTE™ 6732
- CELESTE™ 7032
- ACCESSORIES



CELESTE™ 7032 SIDE VIEW



CELESTE™ 7032 SOAKING BATH

CELESTE™ 5932 CEF5932

FREESTANDING | 59"L x 31.5"W x 23"H

Hydrotherapy Experience	Experience	Drain	Equipment Location	Controls	Lighting Availability	Heater	Bathtub Color	Drain Finish	Product Code	Color: See page Note [†]	List Price
SOAKING BATH - Integral linear overflow Shipping weight: 119 lbs.	B	C	X	X	None	No	White	Chrome	CEF5932BCXXXX	W	\$3,841
	B	C	X	X	None	No	White	White	CEF5932BCXXXX	G	\$3,841

[†]Note: An integral linear overflow and toe tap drain kit is included with the bathtub. W stands for White bath/Chrome drain and overflow. G stands for White bath/White drain and overflow.

CELESTE™ 6732 CEF6732

FREESTANDING | 67"L x 31.5"W x 23"H

Hydrotherapy Experience	Experience	Drain	Equipment Location	Controls	Lighting Availability	Heater	Bathtub Color	Drain Finish	Product Code	Color: See page Note [†]	List Price
SOAKING BATH - Integral linear overflow Shipping weight: 128 lbs.	B	C	X	X	None	No	White	Chrome	CEF6732BCXXXX	W	\$4,027
	B	C	X	X	None	No	White	White	CEF6732BCXXXX	G	\$4,027

[†]Note: An integral linear overflow and toe tap drain kit is included with the bathtub. W stands for white bath/chrome drain and overflow. G stands for White bath/White drain and overflow.

CELESTE™ 7032 CEF7032

FREESTANDING | 70"L x 32"W x 23"H

Hydrotherapy Experience	Experience	Drain	Equipment Location	Controls	Lighting Availability	Heater	Bathtub Color	Drain Finish	Product Code	Color: See page Note [†]	List Price
SOAKING BATH - Integral linear overflow Shipping weight: 175 lbs.	B	C	X	X	None	No	White	Chrome	CEF7032BCXXXX	W	\$4,205
	B	C	X	X	None	No	White	White	CEF7032BCXXXX	G	\$4,205

[†]Note: An integral linear overflow and toe tap drain kit is included with the bathtub. W stands for White bath/Chrome drain and overflow. G stands for White bath/White drain and overflow.

CELESTE™ | ACCESSORIES

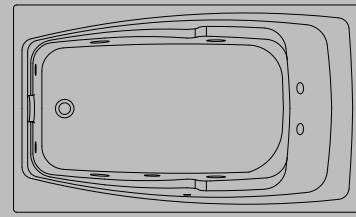
Recommended:

Lenire® luxury pillow	LEPI155T	See page 144
Drain alignment kit for freestanding bathtub installations	MZ20000	See page 140
Bath/shower shelf	PP58	See page 144

HYDROTHERAPY EXPERIENCE CODES: B = Bath Soaking	LOCATION CODES: C = Center X = Not Applicable	CONTROL CODES: X = None	FEATURE CODES: XX = Not Applicable	COLOR CODES: W = White bath/ Chrome drain & overflow G = White bath/ White drain & overflow
---	--	-----------------------------------	--	--

CETRA®

- CETRA® 6032
- CETRA® 6036
- ACCESSORIES



CETRA® DROP-IN WHIRLPOOL

CETRA® 6032 CET6032

DROP-IN | 60"L x 32"W x 21.25"H

	Experience	Drain	Equipment Location	Controls	Lighting Availability	Heater	Whisper Technology®	Product Code	Bathtub Color	List Price W - White Y + \$125 B + \$375
SOAKING BATH Shipping weight: 82 lbs.	B	U	X	X	None	No	No	CET6032BUXXXX	W	\$1,374
PURE AIR® BATH - 800w variable-speed heated air blower Shipping weight: 114 lbs.	A	L	R	2	None	No	No	CET6032ALR2XX	W	\$2,969
		R	L	2	None	No	No	CET6032ARL2XX	W	\$2,969
WHIRLPOOL BATH - 4 TargetPro™ jets - 4 AccuPro™ jets Shipping weight: 121 lbs.	W	L	R	2	None	No	No	CET6032WLR2XX	W	\$2,969
		L	R	2	None	Yes	No	CET6032WLR2HX	W	\$3,364
		L	R	2	Chromatherapy	Yes	No	CET6032WLR2CH	W	\$3,839
		R	L	2	None	No	No	CET6032WRL2XX	W	\$2,969
		R	L	2	None	Yes	No	CET6032WRL2HX	W	\$3,364
		R	L	2	Chromatherapy	Yes	No	CET6032WRL2CH	W	\$3,839

CETRA® 6032 CTS6032

SKIRTED | 60"L x 32"W x 21.25"H

	Experience	Drain	Equipment Location	Controls	Lighting Availability	Heater	Whisper Technology®	Product Code	Bathtub Color	List Price W - White Y + \$125 B + \$375
SOAKING BATH - Integral skirt with built-in tile flange Shipping weight: 105 lbs.	B	L	X	X	None	No	No	CTS6032BLXXXX	W	\$1,667
		R	X	X	None	No	No	CTS6032BRXXXX	W	\$1,667
PURE AIR® BATH - 800w variable-speed heated air blower Shipping weight: 99 lbs.	A	L	R	2	None	No	No	CTS6032ALR2XX	W	\$3,273
		R	L	2	None	No	No	CTS6032ARL2XX	W	\$3,273
WHIRLPOOL BATH - 4 TargetPro™ jets - 4 AccuPro™ jets - Integral skirt with built-in tile flange Shipping weight: 130 lbs.	W	L	R	2	None	No	No	CTS6032WLR2XX	W	\$3,273
		L	R	2	None	Yes	No	CTS6032WLR2HX	W	\$3,668
		L	R	2	Chromatherapy	Yes	No	CTS6032WLR2CH	W	\$4,143
		R	L	2	None	No	No	CTS6032WRL2XX	W	\$3,273
		R	L	2	None	Yes	No	CTS6032WRL2HX	W	\$3,668
		R	L	2	Chromatherapy	Yes	No	CTS6032WRL2CH	W	\$4,143

Note: Cetra® 6032 Skirted also available with two access panels on the non-jetted soaking and whirlpool models only.

HYDROTHERAPY EXPERIENCE CODES:

B = Bath Soaking
A = Pure Air®
W = Whirlpool

LOCATION CODES:

R = Right
L = Left
U = Universal
X = Not Applicable

CONTROL CODES*:

X = None
2 = J2 Basic Control

FEATURE CODES:

XX = Not Applicable
HX = Heater
CH = Chromatherapy & Heater

COLOR CODES**:

W = White
Y = Oyster
B = Black


NOTE:
\$125 Upgrade on Oyster
\$375 Upgrade on Black

*See page 3 for available control options

**Replace last letter in product code with color letter


HYDROTHERAPY EXPERIENCE CODES: B = Bath Soaking A = Pure Air® W = Whirlpool	LOCATION CODES: R = Right L = Left U = Universal X = Not Applicable	CONTROL CODES*: X = None 2 = J2 Basic Control <small>*See page 3 for available control options</small>	FEATURE CODES: XX = Not Applicable HX = Heater CH = Chromatherapy & Heater	COLOR CODES**: W = White Y = Oyster B = Black <small>NOTE: \$125 Upgrade on Oyster \$375 Upgrade on Black</small> <small>**Replace last letter in product code with color letter</small>
---	--	--	--	--

CETRA® 6036
CET6036

 **DROP-IN | 60"L x 36"W x 21.25"H**

Hydrotherapy Experience	Experience	Drain	Equipment Location	Controls	Lighting Availability	Heater	Whisper Technology®	Product Code	Bathtub Color	List Price W - White Y + \$125 B + \$375
SOAKING BATH Shipping weight: 82 lbs.	B	U	X	X	None	No	No	CET6036BUXXXX	W	\$1,375
PURE AIR® BATH - 800w variable-speed heated air blower Shipping weight: 92 lbs.	A	L	R	2	None	No	No	CET6036ALR2XX	W	\$2,968
		R	L	2	None	No	No	CET6036ARL2XX	W	\$2,968
WHIRLPOOL BATH - 4 TargetPro™ jets - 4 AccuPro™ jets Shipping weight: 110 lbs.	W	L	R	2	None	No	No	CET6036WLR2XX	W	\$2,968
		L	R	2	None	Yes	No	CET6036WLR2HX	W	\$3,363
		L	R	2	Chromatherapy	Yes	No	CET6036WLR2CH	W	\$3,838
		R	L	2	None	No	No	CET6036WRL2XX	W	\$2,968
		R	L	2	None	Yes	No	CET6036WRL2HX	W	\$3,363
		R	L	2	Chromatherapy	Yes	No	CET6036WRL2CH	W	\$3,838

CETRA® 6036
CTS6036

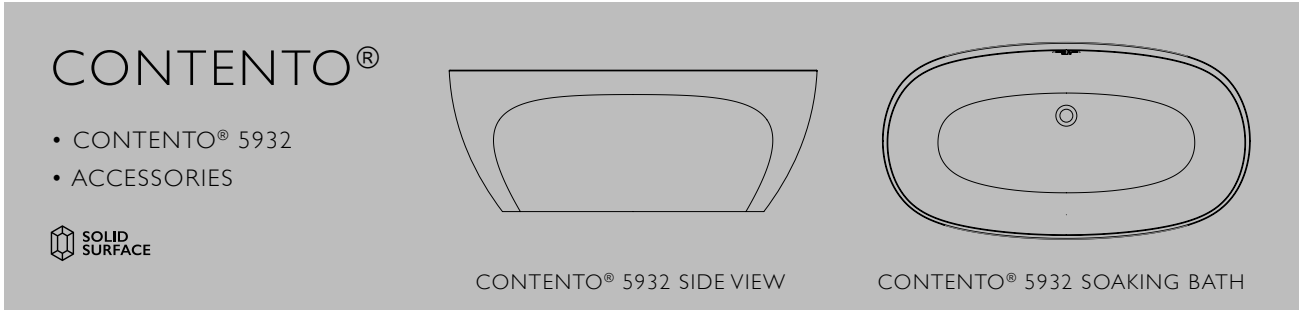
 **SKIRTED | 60"L x 36"W x 21.25"H**

Hydrotherapy Experience	Experience	Drain	Equipment Location	Controls	Lighting Availability	Heater	Whisper Technology®	Product Code	Bathtub Color	List Price W - White Y + \$125 B + \$375
SOAKING BATH - Integral skirt with built-in tile flange Shipping weight: 100 lbs.	B	L	X	X	None	No	No	CTS6036BLXXXX	W	\$1,667
		R	X	X	None	No	No	CTS6036BRXXXX	W	\$1,667
PURE AIR® BATH - 800w variable-speed heated air blower Shipping weight: 105 lbs.	A	L	R	2	None	No	No	CTS6036ALR2XX	W	\$3,275
		R	L	2	None	No	No	CTS6036ARL2XX	W	\$3,275
WHIRLPOOL BATH - 4 TargetPro™ jets - 4 AccuPro™ jets - Integral skirt with built-in tile flange Shipping weight: 142 lbs.	W	L	R	2	None	No	No	CTS6036WLR2XX	W	\$3,275
		L	R	2	None	Yes	No	CTS6036WLR2HX	W	\$3,670
		L	R	2	Chromatherapy	Yes	No	CTS6036WLR2CH	W	\$4,145
		R	L	2	None	No	No	CTS6036WRL2XX	W	\$3,275
		R	L	2	None	Yes	No	CTS6036WRL2HX	W	\$3,670
		R	L	2	Chromatherapy	Yes	No	CTS6036WRL2CH	W	\$4,145

CETRA® | ACCESSORIES

Recommended:

Jet trim kits in Chrome, Brushed Nickel, or Oil-Rubbed Bronze		See page 142
Universal rotary/cable drain kit, 26" cable	HP55	See page 139
Universal deep soak drain kit (Compatible with non-jetted bathtubs only)	LH33	See page 139
Slip cover drain kit	PG35	See page 139
Tile flange kit	5817	See page 144
Chromatherapy color light kit — field installed	GD56	See page 144



CONTENTO®

- CONTENTO® 5932
- ACCESSORIES



CONTENTO® 5932 SIDE VIEW

CONTENTO® 5932 SOAKING BATH

CONTENTO® 5932 COF5932

FREESTANDING | 59" L x 32" W x 23" H

Hydrotherapy Experience	Experience	Drain	Equipment Location	Controls	Lighting Availability	Color	Inside Finish	Outside Finish	Product Code	List Price
SOAKING BATH - Luxecast® Solid Surface - Integral linear overflow Shipping weight: 471 lbs.	B	C	X	X	None	White	Gloss	Gloss	COF5932BCXXXXG	\$7,780
					None	White	Matte	Matte	COF5932BCXXXXM	\$7,780

Note: An integral linear overflow and white texture-matched toe tap drain kit is included with the bathtub.

CONTENTO® | ACCESSORIES


Recommended:

Contento® Sink	COVI612	See page 156
Lenire® luxury pillow	LEPI155T	See page 144
Drain alignment kit for freestanding bathtub installations	MZ20000	See page 140
Bath/shower shelf	PP58	See page 144

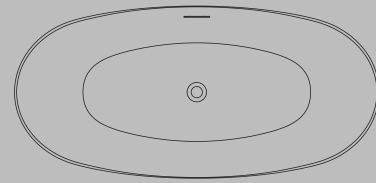
HYDROTHERAPY EXPERIENCE CODES: B = Bath Soaking	LOCATION CODES: C = Center	CONTROL CODES: X = None	FEATURE CODES: XX = Not Applicable	COLOR CODES: G = Gloss White M = Matte White
---	--------------------------------------	-----------------------------------	--	---

COSI™

- COSI™ 5932
- COSI™ 6732
- ACCESSORIES



COSI™ SIDE VIEW



COSI™ SOAKING BATH


COSI™ 5932 CSF5932

 FREESTANDING | 59" L x 32" W x 23.6" H

Hydrotherapy Experience	Experience	Drain	Equipment Location	Controls	Lighting Availability	Heater	Bathtub Color	Drain Finish	Product Code	Color: See page Note†	List Price
SOAKING BATH - Integral linear overflow Shipping weight: 169 lbs.	B	C	X	X	None	No	White	White	CSF5932BCXXXX	G	\$3,436

†Note: An integral linear overflow drain kit is included with the bathtub. G stands for White bath/White drain and Overflow.

COSI™ 6732 CSF6732

 FREESTANDING | 67" L x 32" W x 23.6" H

Hydrotherapy Experience	Experience	Drain	Equipment Location	Controls	Lighting Availability	Heater	Bathtub Color	Drain Finish	Product Code	Color: See page Note†	List Price
SOAKING BATH - Integral linear overflow Shipping weight: 169 lbs.	B	C	X	X	None	No	White	White	CSF6732BCXXXX	G	\$3,892

†Note: An integral linear overflow and toe tap drain kit is included with the bathtub. G stands for White bath/White drain and overflow.

COSI™ | ACCESSORIES


Recommended:

Lenire® luxury pillow	LEPI155T	See page 144
Drain alignment kit for freestanding bathtub installations	MZ20000	See page 140
Bath/shower shelf	PP58	See page 144

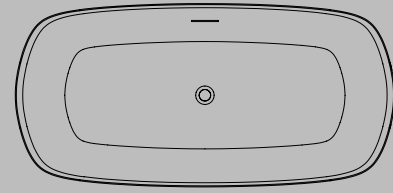
HYDROTHERAPY EXPERIENCE CODES: B = Bath Soaking	LOCATION CODES: C = Center	CONTROL CODES: X = None	FEATURE CODES: XX = Not Applicable	COLOR CODES: G = White bath/ White drain & overflow
---	--------------------------------------	-----------------------------------	--	--

DELICATO®

- DELICATO® 6732
- ACCESSORIES



DELICATO® 6732 SIDE VIEW



DELICATO® 6732 SOAKING BATH

DELICATO® 6732 DEF6732

 FREESTANDING | 67"L x 32"W x 24"H

Hydrotherapy Experience	Experience	Drain	Equipment Location	Controls	Lighting Availability	Heater	Bathtub Color	Drain Finish	Product Code	Color: see page note [†]	List Price
SOAKING BATH - Integral linear overflow Shipping weight: 150 lbs.	B	C	X	X	None	No	White	Chrome	DEF6732BCXXXX	W	\$4,283
	B	C	X	X	None	No	White	White	DEF6732BCXXXX	G	\$4,283

[†]Note: An integral linear overflow and toe tap drain kit is included with the bathtub. W stands for White bath/Chrome drain and overflow. G stands for White bath/White drain and overflow.

DELICATO® | ACCESSORIES

Recommended:

Lenire® luxury pillow	LEPI155T	See page 144
Drain alignment kit for freestanding bathtub installations	MZ20000	See page 140
Bath/shower shelf	PP58	See page 144

HYDROTHERAPY EXPERIENCE CODES:

B = Bath Soaking

LOCATION CODES:

C = Center

CONTROL CODES:

X = None

FEATURE CODES:

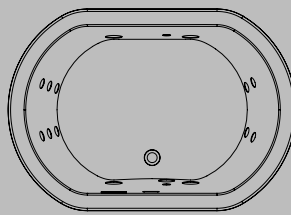
XX = Not Applicable

COLOR CODES:

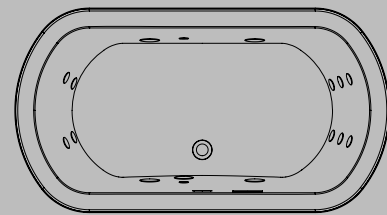
W = White bath/
Chrome drain & overflow
G = White bath/
White drain & overflow

DUETTA®

- DUETTA® 6042
- DUETTA® 6636
- DUETTA® 6642
- DUETTA® 7242
- ACCESSORIES



DUETTA® 6042 WHIRLPOOL



DUETTA® 6636 WHIRLPOOL

DUETTA® 6042 DUE6042



DROP-IN or UNDERMOUNT | 60"L x 42"W x 26"H

Important: Duetta® bathtubs are only compatible with the MF35 linear overflow drain.

Hydrotherapy Experience	Experience	Drain	Equipment Location	Controls	Lighting Availability	Heater	Whisper+ Technology®	Product Code	Bathtub Color	List Price W - White Y + \$125*
SOAKING BATH Shipping weight: 150 lbs.	B	C	X	X	None	No	No	DUE6042BCXXXX	W	\$2,302
				2	Chromatherapy	No	No	DUE6042BCX2CX	W	\$2,777
HEATED SOAK Shipping weight: 150 lbs.	B	C	R	2	None	Yes	No	DUE6042BCR2HS	W	\$3,097
				2	Chromatherapy	Yes	No	DUE6042BCR2HC	W	\$3,572
PURE AIR® BATH - 800w variable-speed heated air blower Shipping weight: 207 lbs.	A	C	R	2	None	No	No	DUE6042ACR2XX	W	\$6,376
				4	Chromatherapy	No	No	DUE6042ACR4CX	W	\$6,851

*Heated Soak baths are available in White only

DUETTA® | ACCESSORIES

Required:	Finish	Product Code	List Price
Linear overflow drain kit	White	MF35959	\$131
	Chrome	MF35827	\$131
	Brushed Nickel	MF35826	\$190
	Polished Nickel	MF35824	\$190
	Oil-Rubbed Bronze	MF35845	\$190

Recommended:

Chromatherapy color light kit — field installed	GD56	See page 144
Linear drain waste overflow pressure test kit	ML08000	See page 140
Linear Brass drain kit	MF75000	See page 140

HYDROTHERAPY EXPERIENCE CODES:

B = Bath Soaking
A = Pure Air®
W = Whirlpool
C = Salon® Spa Combination

LOCATION CODES:

C = Center
R = Right
X = Not Applicable

CONTROL CODES*:

X = None
2 = J2 Basic Control
4 = J4 luxury Control
5 = J5 LCD Control

FEATURE CODES:

XX = Not Applicable
CX = Chromatherapy
CH = Chromatherapy & Heater
HS = Heated Soak
HC = Heated Soak & Chromatherapy
CP = Chromatherapy & Whisper+ Technology®
IP = Illumatherapy™ & Whisper+ Technology®

COLOR CODES**:

Soaking & Pure Air® Baths:
W = White
Y = Oyster

Whirlpool & Salon® Spa Baths
WW = White Tub/White Trim
YY = Oyster Tub/Oyster Trim
WC = White Tub/Chrome Trim
YC = Oyster Tub/Chrome Trim

NOTE:
\$125 Upgrade on Oyster
\$50 Upgrade on Chrome Trim

*See page 3 for available control options

**Replace last letter in product code with color letter(s)

HYDROTHERAPY EXPERIENCE CODES: B = Bath Soaking A = Pure Air® W = Whirlpool C = Salon® Spa Combination	LOCATION CODES: C = Center R = Right X = Not Applicable	CONTROL CODES*: X = None 2 = J2 Basic Control 4 = J4 Luxury Control 5 = J5 LCD Control	FEATURE CODES: XX = Not Applicable CX = Chromatherapy CH = Chromatherapy & Heater HS = Heated Soak HC = Heated Soak & Chromatherapy CP = Chromatherapy & Whisper+ Technology® IP = Illumatherapy™ & Whisper+ Technology®	COLOR CODES**: Soaking & Pure Air® Baths: W = White Y = Oyster Whirlpool & Salon® Spa Baths: WW = White Tub/White Trim YY = Oyster Tub/Oyster Trim WC = White Tub/Chrome Trim YC = Oyster Tub/Chrome Trim NOTE: \$125 Upgrade on Oyster \$50 Upgrade on Chrome Trim **Replace last letter in product code with color letter(s)
---	---	---	--	---

*See page 3 for available control options

**Replace last letter in product code with color letter(s)

DUETTA® 6042
DUE6042



DROP-IN or UNDERMOUNT | 60"L x 42"W x 26"H

Important: Duetta® bathtubs are only compatible with the MF35 linear overflow drain.

Hydrotherapy Experience	Experience	Drain	Equipment Location	Controls	Lighting Availability	Heater	Whisper+ Technology®	Bathtub Color	Product Code with Bath Color	+ Add Jet Trim Finish Code			
										Color Matched		Upgrade	
										Jet Trim Finish	List Price	Jet Trim Finish (Chrome)	List Price
WHIRLPOOL - 10 SlimPro® jets - 4 TargetPro™ jets - Ultra quiet Whisper+ Technology® upgrade available Shipping weight: 205 lbs.	W	C	R	2	None	No	No	White	DUE6042WCR2XXW	W	\$6,376	C	\$6,426
				2	None	No	No	Oyster	DUE6042WCR2XXY	Y	\$6,501	C	\$6,551
				2	None	Yes	No	White	DUE6042WCR2HXW	W	\$6,771	C	\$6,821
				2	None	Yes	No	Oyster	DUE6042WCR2HXY	Y	\$6,896	C	\$6,946
				4	Chromatherapy	Yes	No	White	DUE6042WCR4CHW	W	\$7,246	C	\$7,296
				4	Chromatherapy	Yes	No	Oyster	DUE6042WCR4CHY	Y	\$7,371	C	\$7,421
				4	Chromatherapy	Yes	Yes	White	DUE6042WCR4CPW	W	\$7,841	C	\$7,891
				4	Chromatherapy	Yes	Yes	Oyster	DUE6042WCR4CPY	Y	\$7,966	C	\$8,016
				4	Illumatherapy™	Yes	Yes	White	DUE6042WCR4IPW	W	\$8,361	C	\$8,411
				4	Illumatherapy™	Yes	Yes	Oyster	DUE6042WCR4IPY	Y	\$8,486	C	\$8,536
SALON® SPA COMBINATION - 10 SlimPro® jets - 4 TargetPro™ jets - Ultra quiet Whisper+ Technology® upgrade available - 900w variable-speed heated air blower Shipping weight: 225 lbs.	C	C	R	4	Chromatherapy	Yes	No	White	DUE6042CCR4CHW	W	\$11,673	C	\$11,723
				4	Chromatherapy	Yes	No	Oyster	DUE6042CCR4CHY	Y	\$11,798	C	\$11,848
				4	Chromatherapy	Yes	Yes	White	DUE6042CCR4CPW	W	\$12,268	C	\$12,318
				4	Chromatherapy	Yes	Yes	Oyster	DUE6042CCR4CPY	Y	\$12,393	C	\$12,443
				5	Chromatherapy	Yes	No	White	DUE6042CCR5CHW	W	\$12,568	C	\$12,618
				5	Chromatherapy	Yes	No	Oyster	DUE6042CCR5CHY	Y	\$12,693	C	\$12,743
				4	Illumatherapy™	Yes	Yes	White	DUE6042CCR4IPW	W	\$12,788	C	\$12,838
				4	Illumatherapy™	Yes	Yes	Oyster	DUE6042CCR4IPY	Y	\$12,913	C	\$12,963
				5	Chromatherapy	Yes	Yes	White	DUE6042CCR5CPW	W	\$13,163	C	\$13,213
				5	Chromatherapy	Yes	Yes	Oyster	DUE6042CCR5CPY	Y	\$13,288	C	\$13,338
				5	Illumatherapy™	Yes	Yes	White	DUE6042CCR5IPW	W	\$13,683	C	\$13,733
				5	Illumatherapy™	Yes	Yes	Oyster	DUE6042CCR5IPY	Y	\$13,808	C	\$13,858

Note: Jet trim rings also available in Brushed Nickel and Oil-Rubbed Bronze finishes. Please contact Customer Service for special order.

DUETTA® | ACCESSORIES

Required:	Finish	Product Code	List Price
Linear overflow drain kit	White	MF35959	\$131
	Chrome	MF35827	\$131
	Brushed Nickel	MF35826	\$190
	Polished Nickel	MF35824	\$190
	Oil-Rubbed Bronze	MF35845	\$190

HYDROTHERAPY EXPERIENCE CODES: B = Bath Soaking A = Pure Air® W = Whirlpool C = Salon® Spa Combination	LOCATION CODES: C = Center R = Right X = Not Applicable	CONTROL CODES*: X = None 2 = J2 Basic Control 4 = J4 luxury Control 5 = J5 LCD Control	FEATURE CODES: XX = Not Applicable CX = Chromatherapy CH = Chromatherapy & Heater Heater & Whisper Technology® HS = Heated Soak HC = Heated Soak & Chromatherapy CP = Chromatherapy & Whisper+ Technology® IP = Illumatherapy™ & Whisper+ Technology®	COLOR CODES**: Soaking & Pure Air® Baths: W = White Y = Oyster Whirlpool & Salon® Spa Baths WW = White Tub/White Trim YY = Oyster Tub/Oyster Trim WC = White Tub/Chrome Trim YC = Oyster Tub/Chrome Trim NOTE: \$125 Upgrade on Oyster \$50 Upgrade on Chrome Trim **Replace last letter in product code with color letter(s)
---	---	---	--	--

*See page 3 for available control options

**Replace last letter in product code with color letter(s)

DUETTA® 6636
DUE6636



DROP-IN or UNDERMOUNT | 66"L x 36"W x 26"H

Important: Duetta® bathtubs are only compatible with the MF35 linear overflow drain.

Hydrotherapy Experience	Experience	Drain	Equipment Location	Controls	Lighting Availability	Heater	Whisper+ Technology®	Product Code	Bathtub Color	List Price W - White Y + \$125*
SOAKING BATH Shipping weight: 140 lbs.	B	C	X	X	None	No	No	DUE6636BCXXXX	W	\$2,436
			X	2	Chromatherapy	No	No	DUE6636BCX2CX	W	\$2,911
HEATED SOAK Shipping weight: 140 lbs.	B	C	R	2	None	Yes	No	DUE6636BCR2HS	W	\$3,231
				2	Chromatherapy	Yes	No	DUE6636BCR2HC	W	\$3,706
PURE AIR® BATH - 800w variable-speed heated air blower Shipping weight: 190 lbs.	A	C	R	2	None	No	No	DUE6636ACR2XX	W	\$6,511
				4	Chromatherapy	No	No	DUE6636ACR4CX	W	\$6,986

*Heated Soak baths are available in White only

DUETTA® | ACCESSORIES

Required:

	Finish	Product Code	List Price
Linear overflow drain kit	White	MF35959	\$131
	Chrome	MF35827	\$131
	Brushed Nickel	MF35826	\$190
	Polished Nickel	MF35824	\$190
	Oil-Rubbed Bronze	MF35845	\$190

Recommended:

Chromatherapy color light kit — field installed	GD56	See page 144
Linear drain waste overflow pressure test kit	ML08000	See page 140
Linear Brass drain kit	MF75000	See page 140

Note: Jet trims come factory-installed on SlimPro® and TargetPro™ jets on Duetta® Whirlpools and Salon® Spa bathtubs.

HYDROTHERAPY EXPERIENCE CODES: B = Bath Soaking A = Pure Air® W = Whirlpool C = Salon® Spa Combination	LOCATION CODES: C = Center R = Right X = Not Applicable	CONTROL CODES*: X = None 2 = J2 Basic Control 4 = J4 luxury Control 5 = J5 LCD Control <small>*See page 3 for available control options</small>	FEATURE CODES: XX = Not Applicable CX = Chromatherapy CH = Chromatherapy & Heater Heater & Whisper Technology® HS = Heated Soak HC = Heated Soak & Chromatherapy CP = Chromatherapy & Whisper+ Technology® IP = Illumatherapy™ & Whisper+ Technology®	COLOR CODES**: Soaking & Pure Air® Baths: W = White Y = Oyster WW = White Tub/White Trim YY = Oyster Tub/Oyster Trim WC = White Tub/Chrome Trim YC = Oyster Tub/Chrome Trim NOTE: \$125 Upgrade on Oyster \$50 Upgrade on Chrome Trim <small>**Replace last letter in product code with color letter(s)</small>
---	---	---	--	---

DUETTA® 6636
DUE6636



DROP-IN or UNDERMOUNT | 66"L x 36"W x 26"H

Important: Duetta® bathtubs are only compatible with the MF35 linear overflow drain.

Hydrotherapy Experience	Experience	Drain	Equipment Location	Controls	Lighting Availability	Heater	Whisper+ Technology®	Bathtub Color	Product Code with Bath Color	+ Add Jet Trim Finish Code			
										Color Matched		Upgrade	
										Jet Trim Finish	List Price	Jet Trim Finish (Chrome)	List Price
WHIRLPOOL - 10 SlimPro® jets - 4 TargetPro™ jets - Ultra quiet Whisper+ Technology® upgrade available Shipping weight: 205 lbs.	W	C	R	2	None	No	No	White	DUE6636WCR2XXW	W	\$6,511	C	\$6,561
				2	None	No	No	Oyster	DUE6636WCR2XXY	Y	\$6,636	C	\$6,686
				2	None	Yes	No	White	DUE6636WCR2HXW	W	\$6,906	C	\$6,956
				2	None	Yes	No	Oyster	DUE6636WCR2HXY	Y	\$7,031	C	\$7,081
				4	Chromatherapy	Yes	No	White	DUE6636WCR4CHW	W	\$7,381	C	\$7,431
				4	Chromatherapy	Yes	No	Oyster	DUE6636WCR4CHY	Y	\$7,506	C	\$7,556
				4	Chromatherapy	Yes	Yes	White	DUE6636WCR4CPW	W	\$7,976	C	\$8,026
				4	Chromatherapy	Yes	Yes	Oyster	DUE6636WCR4CPY	Y	\$8,101	C	\$8,151
				4	Illumatherapy™	Yes	Yes	White	DUE6636WCR4IPW	W	\$8,496	C	\$8,546
				4	Illumatherapy™	Yes	Yes	Oyster	DUE6636WCR4IPY	Y	\$8,621	C	\$8,671
SALON® SPA COMBINATION - 10 SlimPro® jets - 4 TargetPro™ jets - Ultra quiet Whisper+ Technology® upgrade available - 900w variable-speed heated air blower Shipping weight: 225 lbs.	C	C	R	4	Chromatherapy	Yes	No	White	DUE6636CCR4CHW	W	\$11,845	C	\$11,895
				4	Chromatherapy	Yes	No	Oyster	DUE6636CCR4CHY	Y	\$11,970	C	\$12,020
				4	Chromatherapy	Yes	Yes	White	DUE6636CCR4CPW	W	\$12,440	C	\$12,490
				4	Chromatherapy	Yes	Yes	Oyster	DUE6636CCR4CPY	Y	\$12,565	C	\$12,615
				5	Chromatherapy	Yes	No	White	DUE6636CCR5CHW	W	\$12,740	C	\$12,790
				5	Chromatherapy	Yes	No	Oyster	DUE6636CCR5CHY	Y	\$12,865	C	\$12,915
				4	Illumatherapy™	Yes	Yes	White	DUE6636CCR4IPW	W	\$12,960	C	\$13,010
				4	Illumatherapy™	Yes	Yes	Oyster	DUE6636CCR4IPY	Y	\$13,085	C	\$13,135
				5	Chromatherapy	Yes	Yes	White	DUE6636CCR5CPW	W	\$13,335	C	\$13,385
				5	Chromatherapy	Yes	Yes	Oyster	DUE6636CCR5CPY	Y	\$13,460	C	\$13,510
				5	Illumatherapy™	Yes	Yes	White	DUE6636CCR5IPW	W	\$13,855	C	\$13,905
				5	Illumatherapy™	Yes	Yes	Oyster	DUE6636CCR5IPY	Y	\$13,980	C	\$14,030

Note: Jet trim rings also available in Brushed Nickel and Oil-Rubbed Bronze finishes. Please contact Customer Service for special order.

DUETTA® | ACCESSORIES

Required:	Finish	Product Code	List Price
Linear overflow drain kit	White	MF35959	\$131
	Chrome	MF35827	\$131
	Brushed Nickel	MF35826	\$190
	Polished Nickel	MF35824	\$190
	Oil-Rubbed Bronze	MF35845	\$190

HYDROTHERAPY EXPERIENCE CODES: B = Bath Soaking A = Pure Air® W = Whirlpool C = Salon® Spa Combination	LOCATION CODES: C = Center R = Right X = Not Applicable	CONTROL CODES*: X = None 2 = J2 Basic Control 4 = J4 luxury Control 5 = J5 LCD Control	FEATURE CODES: XX = Not Applicable CX = Chromatherapy CH = Chromatherapy & Heater HS = Heated Soak HC = Heated Soak & Chromatherapy CP = Chromatherapy & Whisper+ Technology® IP = Illumatherapy™ & Whisper+ Technology®	COLOR CODES**: Soaking & Pure Air® Baths: W = White Y = Oyster Whirlpool & Salon® Spa Baths: WW = White Tub/White Trim YY = Oyster Tub/Oyster Trim WC = White Tub/Chrome Trim YC = Oyster Tub/Chrome Trim NOTE: \$125 Upgrade on Oyster \$50 Upgrade on Chrome Trim **Replace last letter in product code with color letter(s)
---	---	---	--	---

*See page 3 for available control options

DUETTA® 6642
DUE6642



DROP-IN or UNDERMOUNT | 66"L x 42"W x 26"H

Important: Duetta® bathtubs are only compatible with the MF35 linear overflow drain.

Hydrotherapy Experience	Experience	Drain	Equipment Location	Controls	Lighting Availability	Heater	Whisper+ Technology®	Product Code	Bathtub Color	List Price W - White Y + \$125*
SOAKING BATH Shipping weight: 160 lbs.	B	C	X	X	None	No	No	DUE6642BCXXXX	W	\$2,588
			X	2	Chromatherapy	No	No	DUE6642BCX2CX	W	\$3,063
HEATED SOAK Shipping weight: 160 lbs.	B	C	R	2	None	Yes	No	DUE6642BCR2HS	W	\$3,383
				2	Chromatherapy	Yes	No	DUE6642BCR2HC	W	\$3,858
PURE AIR® BATH - 800w variable-speed heated air blower Shipping weight: 199 lbs.	A	C	R	2	None	No	No	DUE6642ACR2XX	W	\$6,681
				4	Chromatherapy	No	No	DUE6642ACR4CX	W	\$7,156

*Heated Soak baths are available in White only

DUETTA® | ACCESSORIES

Required:	Finish	Product Code	List Price
Linear overflow drain kit	White	MF35959	\$131
	Chrome	MF35827	\$131
	Brushed Nickel	MF35826	\$190
	Polished Nickel	MF35824	\$190
	Oil-Rubbed Bronze	MF35845	\$190

Recommended:

Chromatherapy color light kit — field installed	GD56	See page 144
Linear drain waste overflow pressure test kit	ML08000	See page 140
Linear Brass drain kit	MF75000	See page 140

Note: Jet trims come factory-installed on SlimPro® and TargetPro™ jets on Duetta® Whirlpools and Salon® Spa bathtubs.

HYDROTHERAPY EXPERIENCE CODES: B = Bath Soaking A = Pure Air® W = Whirlpool C = Salon® Spa Combination	LOCATION CODES: C = Center R = Right X = Not Applicable	CONTROL CODES*: X = None 2 = J2 Basic Control 4 = J4 luxury Control 5 = J5 LCD Control	FEATURE CODES: XX = Not Applicable CX = Chromatherapy CH = Chromatherapy & Heater HS = Heated Soak HC = Heated Soak & Chromatherapy CP = Chromatherapy & Whisper+ Technology® IP = Illumatherapy™ & Whisper+ Technology®	COLOR CODES**: Soaking & Pure Air® Baths: W = White Y = Oyster Whirlpool & Salon® Spa Baths: WW = White Tub/White Trim YY = Oyster Tub/Oyster Trim WC = White Tub/Chrome Trim YC = Oyster Tub/Chrome Trim NOTE: \$125 Upgrade on Oyster \$50 Upgrade on Chrome Trim **Replace last letter in product code with color letter(s)
---	---	---	--	---

*See page 3 for available control options

**Replace last letter in product code with color letter(s)

DUETTA® 6642
DUE6642



DROP-IN or UNDERMOUNT | 66"L x 42"W x 26"H

Important: Duetta® bathtubs are only compatible with the MF35 linear overflow drain.

Hydrotherapy Experience	Experience	Drain	Equipment Location	Controls	Lighting Availability	Heater	Whisper+ Technology®	Bathtub Color	Product Code With Bath Color	+ Add Jet Trim Finish Code			
										Color Matched		Upgrade	
										Jet Trim Finish	List Price	Jet Trim Finish (Chrome)	List Price
WHIRLPOOL - 10 SlimPro® jets - 4 TargetPro™ jets - Ultra quiet Whisper+ Technology® upgrade available Shipping weight: 212 lbs.	W	C	R	2	None	No	No	White	DUE6642WCR2XXW	W	\$6,681	C	\$6,731
				2	None	No	No	Oyster	DUE6642WCR2XXY	Y	\$6,806	C	\$6,856
				2	None	Yes	No	White	DUE6642WCR2HXW	W	\$7,076	C	\$7,126
				2	None	Yes	No	Oyster	DUE6642WCR2HXY	Y	\$7,201	C	\$7,251
				4	Chromatherapy	Yes	No	White	DUE6642WCR4CHW	W	\$7,551	C	\$7,601
				4	Chromatherapy	Yes	No	Oyster	DUE6642WCR4CHY	Y	\$7,676	C	\$7,726
				4	Chromatherapy	Yes	Yes	White	DUE6642WCR4CPW	W	\$8,146	C	\$8,196
				4	Chromatherapy	Yes	Yes	Oyster	DUE6642WCR4CPY	Y	\$8,271	C	\$8,321
				4	Illumatherapy™	Yes	Yes	White	DUE6642WCR4IPW	W	\$8,666	C	\$8,716
				4	Illumatherapy™	Yes	Yes	Oyster	DUE6642WCR4IPY	Y	\$8,791	C	\$8,841
SALON® SPA COMBINATION - 10 SlimPro® jets - 4 TargetPro™ jets - Ultra quiet Whisper+ Technology® upgrade available - 900w variable-speed heated air blower Shipping weight: 237 lbs.	C	C	R	4	Chromatherapy	Yes	No	White	DUE6642CCR4CHW	W	\$11,981	C	\$12,031
				4	Chromatherapy	Yes	No	Oyster	DUE6642CCR4CHY	Y	\$12,106	C	\$12,156
				4	Chromatherapy	Yes	Yes	White	DUE6642CCR4CPW	W	\$12,576	C	\$12,626
				4	Chromatherapy	Yes	Yes	Oyster	DUE6642CCR4CPY	Y	\$12,701	C	\$12,751
				5	Chromatherapy	Yes	No	White	DUE6642CCR5CHW	W	\$12,876	C	\$12,926
				5	Chromatherapy	Yes	No	Oyster	DUE6642CCR5CHY	Y	\$13,001	C	\$13,051
				4	Illumatherapy™	Yes	Yes	White	DUE6642CCR4IPW	W	\$13,096	C	\$13,146
				4	Illumatherapy™	Yes	Yes	Oyster	DUE6642CCR4IPY	Y	\$13,221	C	\$13,271
				5	Chromatherapy	Yes	Yes	White	DUE6642CCR5CPW	W	\$13,471	C	\$13,521
				5	Chromatherapy	Yes	Yes	Oyster	DUE6642CCR5CPY	Y	\$13,596	C	\$13,646
5	Illumatherapy™	Yes	Yes	White	DUE6642CCR5IPW	W	\$13,991	C	\$14,041				
5	Illumatherapy™	Yes	Yes	Oyster	DUE6642CCR5IPY	Y	\$14,116	C	\$14,166				

Note: Jet trim rings also available in Brushed Nickel and Oil-Rubbed Bronze finishes. Please contact Customer Service for special order.

DUETTA® | ACCESSORIES

Required:

Required:	Finish	Product Code	List Price
Linear overflow drain kit	White	MF35959	\$131
	Chrome	MF35827	\$131
	Brushed Nickel	MF35826	\$190
	Polished Nickel	MF35824	\$190
	Oil-Rubbed Bronze	MF35845	\$190

HYDROTHERAPY EXPERIENCE CODES: B = Bath Soaking A = Pure Air® W = Whirlpool C = Salon® Spa Combination	LOCATION CODES: C = Center R = Right X = Not Applicable	CONTROL CODES*: X = None 2 = J2 Basic Control 4 = J4 luxury Control 5 = J5 LCD Control	FEATURE CODES: XX = Not Applicable CX = Chromatherapy CH = Chromatherapy & Heater HS = Heated Soak HC = Heated Soak & Chromatherapy CP = Chromatherapy & Whisper+ Technology® IP = Illumatherapy™ & Whisper+ Technology®	COLOR CODES**: Soaking & Pure Air® Baths: W = White Y = Oyster Whirlpool & Salon® Spa Baths: WW = White Tub/White Trim YY = Oyster Tub/Oyster Trim WC = White Tub/Chrome Trim YC = Oyster Tub/Chrome Trim NOTE: \$125 Upgrade on Oyster \$50 Upgrade on Chrome Trim **Replace last letter in product code with color letter(s)
---	---	---	--	---

*See page 3 for available control options

DUETTA® 7242
DUE7242



DROP-IN or UNDERMOUNT | 72"L x 42"W x 26"H

Important: Duetta® bathtubs are only compatible with the MF35 linear overflow drain.

Hydrotherapy Experience	Experience	Drain	Equipment Location	Controls	Lighting Availability	Heater	Whisper+ Technology®	Product Code	Bathtub Color	List Price W - White Y + \$125*
SOAKING BATH Shipping weight: 175 lbs.	B	C	X	X	None	No	No	DUE7242BCXXXX	W	\$2,729
			X	2	Chromatherapy	No	No	DUE7242BCX2CX	W	\$3,204
HEATED SOAK Shipping weight: 175 lbs.	B	C	R	2	None	Yes	No	DUE7242BCR2HS	W	\$3,524
				2	Chromatherapy	Yes	No	DUE7242BCR2HC	W	\$3,999
PURE AIR® BATH - 800w variable-speed heated air blower Shipping weight: 225 lbs.	A	C	R	2	None	No	No	DUE7242ACR2XX	W	\$6,876
				4	Chromatherapy	No	No	DUE7242ACR4CX	W	\$7,351

*Heated Soak baths are available in White only

DUETTA® | ACCESSORIES

Required:	Finish	Product Code	List Price
Linear overflow drain kit	White	MF35959	\$131
	Chrome	MF35827	\$131
	Brushed Nickel	MF35826	\$190
	Polished Nickel	MF35824	\$190
	Oil-Rubbed Bronze	MF35845	\$190

Recommended:

Chromatherapy color light kit — field installed	GD56	See page 144
Linear drain waste overflow pressure test kit	ML08000	See page 140
Linear Brass drain kit	MF75000	See page 140

Note: Jet trims come factory-installed on SlimPro® and TargetPro™ jets on Duetta® Whirlpools and Salon® Spa bathtubs.

HYDROTHERAPY EXPERIENCE CODES: B = Bath Soaking A = Pure Air® W = Whirlpool C = Salon® Spa Combination	LOCATION CODES: C = Center R = Right X = Not Applicable	CONTROL CODES*: X = None 2 = J2 Basic Control 4 = J4 luxury Control 5 = J5 LCD Control	FEATURE CODES: XX = Not Applicable CX = Chromatherapy CH = Chromatherapy & Heater HS = Heated Soak HC = Heated Soak & Chromatherapy CP = Chromatherapy & Whisper+ Technology® IP = Illumatherapy™ & Whisper+ Technology®	COLOR CODES**: Soaking & Pure Air® Baths: W = White Y = Oyster Whirlpool & Salon® Spa Baths: WW = White Tub/White Trim YY = Oyster Tub/Oyster Trim WC = White Tub/Chrome Trim YC = Oyster Tub/Chrome Trim NOTE: \$125 Upgrade on Oyster \$50 Upgrade on Chrome Trim **Replace last letter in product code with color letter(s)
---	---	---	--	---

*See page 3 for available control options

**Replace last letter in product code with color letter(s)

DUETTA® 7242
DUE7242



DROP-IN or UNDERMOUNT | 72"L x 42"W x 26"H

Important: Duetta® bathtubs are only compatible with the MF35 linear overflow drain.

Hydrotherapy Experience	Experience	Drain	Equipment Location	Controls	Lighting Availability	Heater	Whisper+ Technology®	Bathtub Color	Product Code With Bath Color	+ Add Jet Trim Finish Code			
										Color Matched		Upgrade	
										Jet Trim Finish	List Price	Jet Trim Finish (Chrome)	List Price
WHIRLPOOL - 10 SlimPro® jets - 4 TargetPro™ jets - Ultra quiet Whisper+ Technology® upgrade available Shipping weight: 218 lbs.	W	C	R	2	None	No	No	White	DUE7242WCR2XXW	W	\$6,876	C	\$6,926
				2	None	No	No	Oyster	DUE7242WCR2XXY	Y	\$7,001	C	\$7,051
				2	None	Yes	No	White	DUE7242WCR2HXW	W	\$7,271	C	\$7,321
				2	None	Yes	No	Oyster	DUE7242WCR2HXY	Y	\$7,396	C	\$7,446
				4	Chromatherapy	Yes	No	White	DUE7242WCR4CHW	W	\$7,746	C	\$7,796
				4	Chromatherapy	Yes	No	Oyster	DUE7242WCR4CHY	Y	\$7,871	C	\$7,921
				4	Chromatherapy	Yes	Yes	White	DUE7242WCR4CPW	W	\$8,341	C	\$8,391
				4	Chromatherapy	Yes	Yes	Oyster	DUE7242WCR4CPY	Y	\$8,466	C	\$8,516
				4	Illumatherapy™	Yes	Yes	White	DUE7242WCR4IPW	W	\$8,861	C	\$8,911
				4	Illumatherapy™	Yes	Yes	Oyster	DUE7242WCR4IPY	Y	\$8,986	C	\$9,036
SALON® SPA COMBINATION - 10 SlimPro® jets - 4 TargetPro™ jets - Ultra quiet Whisper+ Technology® upgrade available - 900w variable-speed heated air blower Shipping weight: 245 lbs.	C	C	R	4	Chromatherapy	Yes	No	White	DUE7242CCR4CHW	W	\$12,181	C	\$12,231
				4	Chromatherapy	Yes	No	Oyster	DUE7242CCR4CHY	Y	\$12,306	C	\$12,356
				4	Chromatherapy	Yes	Yes	White	DUE7242CCR4CPW	W	\$12,776	C	\$12,826
				4	Chromatherapy	Yes	Yes	Oyster	DUE7242CCR4CPY	Y	\$12,901	C	\$12,951
				5	Chromatherapy	Yes	No	White	DUE7242CCR5CHW	W	\$13,076	C	\$13,126
				5	Chromatherapy	Yes	No	Oyster	DUE7242CCR5CHY	Y	\$13,201	C	\$13,251
				4	Illumatherapy™	Yes	Yes	White	DUE7242CCR4IPW	W	\$13,296	C	\$13,346
				4	Illumatherapy™	Yes	Yes	Oyster	DUE7242CCR4IPY	Y	\$13,421	C	\$13,471
				5	Chromatherapy	Yes	Yes	White	DUE7242CCR5CPW	W	\$13,671	C	\$13,721
				5	Chromatherapy	Yes	Yes	Oyster	DUE7242CCR5CPY	Y	\$13,796	C	\$13,846
				5	Illumatherapy™	Yes	Yes	White	DUE7242CCR5IPW	W	\$14,191	C	\$14,241
				5	Illumatherapy™	Yes	Yes	Oyster	DUE7242CCR5IPY	Y	\$14,316	C	\$14,366

Note: Jet trim rings also available in Brushed Nickel and Oil-Rubbed Bronze finishes. Please contact Customer Service for special order.

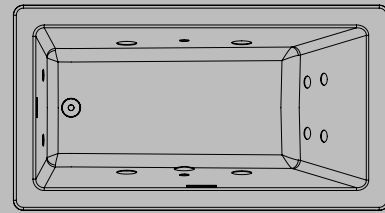
DUETTA® | ACCESSORIES

Required:

	Finish	Product Code	List Price
Linear overflow drain kit	White	MF35959	\$131
	Chrome	MF35827	\$131
	Brushed Nickel	MF35826	\$190
	Polished Nickel	MF35824	\$190
	Oil-Rubbed Bronze	MF35845	\$190

ELARA® LOW-PROFILE

- ELARA® 6032 LOW-PROFILE
- ELARA® 6036 LOW-PROFILE
- ELARA® 6636 LOW-PROFILE



ELARA® WHIRLPOOL

ELARA® 6032 LOW-PROFILE ELL6032

DROP-IN or UNDERMOUNT | 60"L x 32"W x 19.5"H
Important: Elara® bathtubs are only compatible with the MF35 linear overflow drain.

Hydrotherapy Experience	Experience	Drain	Equipment Location	Controls	Lighting Availability	Heater	Whisper+ Technology®	Product Code	Bathtub Color	List Price W - White Y + \$125*
SOAKING BATH Shipping weight: 117 lbs.	B	U	X	X	None	No	No	ELL6032BUXXXX	W	\$2,244
			X	2	Chromatherapy	No	No	ELL6032BUX2CX	W	\$2,719
HEATED SOAK Shipping weight: 117 lbs.	B	L	R	2	None	Yes	No	ELL6032BLR2HS	W	\$3,039
				2	Chromatherapy	Yes	No	ELL6032BLR2HC	W	\$3,514
	B	R	L	2	None	Yes	No	ELL6032BRL2HS	W	\$3,039
				2	Chromatherapy	Yes	No	ELL6032BRL2HC	W	\$3,514
PURE AIR® BATH - 800w variable-speed heated air blower Shipping weight: 150 lbs.	A	L	R	2	None	No	No	ELL6032ALR2XX	W	\$5,157
				4	Chromatherapy	No	No	ELL6032ALR4CX	W	\$5,632
	A	R	L	2	None	No	No	ELL6032ARL2XX	W	\$5,157
				4	Chromatherapy	No	No	ELL6032ARL4CX	W	\$5,632

*Heated Soak baths are available in White only

ELARA® | ACCESSORIES

Required:	Finish	Product Code	List Price
Linear overflow drain kit	White	MF35959	\$131
	Chrome	MF35827	\$131
	Brushed Nickel	MF35826	\$190
	Polished Nickel	MF35824	\$190
	Oil-Rubbed Bronze	MF35845	\$190

Recommended:

Lenire® luxury pillow	LEPI155T	See page 144
Tile flange kit	5817	See page 144
Chromatherapy color light kit — field installed	GD56	See page 144
Linear drain waste overflow pressure test kit	ML08000	See page 140
Linear Brass drain kit	MF75000	See page 140

HYDROTHERAPY EXPERIENCE CODES: B = Bath Soaking A = Pure Air® W = Whirlpool	LOCATION CODES: R = Right L = Left U = Universal X = Not Applicable	CONTROL CODES*: X = None 2 = J2 Basic Control 4 = J4 luxury Control	FEATURE CODES: XX = Not Applicable CX = Chromatherapy CH = Chromatherapy & Heater HS = Heated Soak HC = Heated Soak & Chromatherapy HX = Heater CP = Chromatherapy & Whisper+ Technology® IP = Illumatherapy™ & Whisper+ Technology®	COLOR CODES**: Soaking & Pure Air® Baths: W = White Y = Oyster Whirlpool & Salon® Spa Baths WW = White Tub/White Trim YY = Oyster Tub/Oyster Trim WC = White Tub/Chrome Trim YC = Oyster Tub/Chrome Trim NOTE: \$125 Upgrade on Oyster \$50 Upgrade on Chrome Trim **Replace last letter in product code with color letter(s)
---	--	---	---	--

*See page 3 for available control options

**Replace last letter in product code with color letter(s)

ELARA® 6032 LOW-PROFILE ELL6032

 **DROP-IN or UNDERMOUNT | 60"L x 32"W x 19.5"H**

Important: Elara® bathtubs are only compatible with the MF35 linear overflow drain.

Hydrotherapy Experience	Experience	Drain	Equipment Location	Controls	Lighting Availability	Heater	Whisper+ Technology®	Bathtub Color	Product Code With Bath Color	+ Add Jet Trim Finish Code			
										Color Matched		Upgrade	
										Jet Trim Finish	List Price	Jet Trim Finish (Chrome)	List Price
WHIRLPOOL - 6 SlimPro® jets - 4 TargetPro™ jets - Ultra quiet Whisper+ Technology® upgrade available Shipping weight: 150 lbs.	W	L	R	2	None	No	No	White	ELL6032WLR2XXW	W	\$5,157	C	\$5,207
				2	None	No	No	Oyster	ELL6032WLR2XXY	Y	\$5,282	C	\$5,332
				2	None	Yes	No	White	ELL6032WLR2HXW	W	\$5,552	C	\$5,602
				2	None	Yes	No	Oyster	ELL6032WLR2HXY	Y	\$5,677	C	\$5,727
				4	Chromatherapy	Yes	No	White	ELL6032WLR4CHW	W	\$6,027	C	\$6,077
				4	Chromatherapy	Yes	No	Oyster	ELL6032WLR4CHY	Y	\$6,152	C	\$6,202
				4	Chromatherapy	Yes	Yes	White	ELL6032WLR4CPW	W	\$6,622	C	\$6,672
				4	Chromatherapy	Yes	Yes	Oyster	ELL6032WLR4CPY	Y	\$6,747	C	\$6,797
				4	Illumatherapy™	Yes	Yes	White	ELL6032WLR4IPW	W	\$7,142	C	\$7,192
		4	Illumatherapy™	Yes	Yes	Oyster	ELL6032WLR4IPY	Y	\$7,267	C	\$7,317		
		R	L	2	None	No	No	White	ELL6032WRL2XXW	W	\$5,157	C	\$5,207
				2	None	No	No	Oyster	ELL6032WRL2XXY	Y	\$5,282	C	\$5,332
				2	None	Yes	No	White	ELL6032WRL2HXW	W	\$5,552	C	\$5,602
				2	None	Yes	No	Oyster	ELL6032WRL2HXY	Y	\$5,677	C	\$5,727
				4	Chromatherapy	Yes	No	White	ELL6032WRL4CHW	W	\$6,027	C	\$6,077
				4	Chromatherapy	Yes	No	Oyster	ELL6032WRL4CHY	Y	\$6,152	C	\$6,202
				4	Chromatherapy	Yes	Yes	White	ELL6032WRL4CPW	W	\$6,622	C	\$6,672
				4	Chromatherapy	Yes	Yes	Oyster	ELL6032WRL4CPY	Y	\$6,747	C	\$6,797
4	Illumatherapy™			Yes	Yes	White	ELL6032WRL4IPW	W	\$7,142	C	\$7,192		
4	Illumatherapy™	Yes	Yes	Oyster	ELL6032WRL4IPY	Y	\$7,267	C	\$7,317				

Note: Jet trim rings also available in Brushed Nickel and Oil-Rubbed Bronze finishes. Please contact Customer Service for special order.

ELARA® | ACCESSORIES

Required:	Finish	Product Code	List Price
Linear overflow drain kit	White	MF35959	\$131
	Chrome	MF35827	\$131
	Brushed Nickel	MF35826	\$190
	Polished Nickel	MF35824	\$190
	Oil-Rubbed Bronze	MF35845	\$190

HYDROTHERAPY EXPERIENCE CODES: B = Bath Soaking A = Pure Air® W = Whirlpool	LOCATION CODES: R = Right L = Left U = Universal X = Not Applicable	CONTROL CODES*: X = None 2 = J2 Basic Control 4 = J4 luxury Control	FEATURE CODES: XX = Not Applicable CX = Chromatherapy CH = Chromatherapy & Heater HS = Heated Soak HC = Heated Soak & Chromatherapy HX = Heater CP = Chromatherapy & Whisper+ Technology® IP = Illumatherapy™ & Whisper+ Technology®	COLOR CODES**: Soaking & Pure Air® Baths: W = White Y = Oyster Whirlpool & Salon® Spa Baths WW = White Tub/White Trim YY = Oyster Tub/Oyster Trim WC = White Tub/Chrome Trim YC = Oyster Tub/Chrome Trim NOTE: \$125 Upgrade on Oyster \$50 Upgrade on Chrome Trim **Replace last letter in product code with color letter(s)
---	--	---	---	--

*See page 3 for available control options

**Replace last letter in product code with color letter(s)

**ELARA® 6036 LOW-PROFILE
ELL6036**

 **DROP-IN or UNDERMOUNT | 60"L x 36"W x 22.5"H**
 Important: Elara® bathtubs are only compatible with the MF35 linear overflow drain.

Hydrotherapy Experience	Experience	Drain	Equipment Location	Controls	Lighting Availability	Heater	Whisper+ Technology®	Product Code	Bathtub Color	List Price W - White Y + \$125*
SOAKING BATH Shipping weight: 122 lbs.	B	U	X	X	None	No	No	ELL6036BUXXXX	W	\$2,222
			X	2	Chromatherapy	No	No	ELL6036BUX2CX	W	\$2,697
HEATED SOAK Shipping weight: 122 lbs.	B	L	R	2	None	Yes	No	ELL6036BLR2HS	W	\$3,017
				2	Chromatherapy	Yes	No	ELL6036BLR2HC	W	\$3,492
	B	R	L	2	None	Yes	No	ELL6036BRL2HS	W	\$3,017
				2	Chromatherapy	Yes	No	ELL6036BRL2HC	W	\$3,492
PURE AIR® BATH - 800w variable-speed heated air blower Shipping weight: 155 lbs.	A	L	R	2	None	No	No	ELL6036ALR2XX	W	\$5,161
				4	Chromatherapy	No	No	ELL6036ALR4CX	W	\$5,636
	A	R	L	2	None	No	No	ELL6036ARL2XX	W	\$5,161
				4	Chromatherapy	No	No	ELL6036ARL4CX	W	\$5,636

*Heated Soak baths are available in White only

ELARA® | ACCESSORIES

Required:	Finish	Product Code	List Price
Linear overflow drain kit	White	MF35959	\$131
	Chrome	MF35827	\$131
	Brushed Nickel	MF35826	\$190
	Polished Nickel	MF35824	\$190
	Oil-Rubbed Bronze	MF35845	\$190

Recommended:

Lenire® luxury pillow	LEPI155T	See page 144
Tile flange kit	5817	See page 144
Chromatherapy color light kit — field installed	GD56	See page 144
Linear drain waste overflow pressure test kit	ML08000	See page 140
Linear Brass drain kit	MF75000	See page 140

HYDROTHERAPY EXPERIENCE CODES: B = Bath Soaking A = Pure Air® W = Whirlpool	LOCATION CODES: R = Right L = Left U = Universal X = Not Applicable	CONTROL CODES*: X = None 2 = J2 Basic Control 4 = J4 luxury Control	FEATURE CODES: XX = Not Applicable CX = Chromatherapy CH = Chromatherapy & Heater HS = Heated Soak HC = Heated Soak & Chromatherapy HX = Heater CP = Chromatherapy & Whisper+ Technology® IP = Illumatherapy™ & Whisper+ Technology®	COLOR CODES**: Soaking & Pure Air® Baths: W = White Y = Oyster Whirlpool & Salon® Spa Baths: WW = White Tub/White Trim YY = Oyster Tub/Oyster Trim WC = White Tub/Chrome Trim YC = Oyster Tub/Chrome Trim NOTE: \$125 Upgrade on Oyster \$50 Upgrade on Chrome Trim **Replace last letter in product code with color letter(s)
---	--	---	---	---

*See page 3 for available control options

**Replace last letter in product code with color letter(s)

ELARA® 6036 LOW-PROFILE ELL6036

 **DROP-IN or UNDERMOUNT | 60"L x 36"W x 22.5"H**

Important: Elara® bathtubs are only compatible with the MF35 linear overflow drain.

Hydrotherapy Experience	Experience	Drain	Equipment Location	Controls	Lighting Availability	Heater	Whisper+ Technology®	Bathtub Color	Product Code With Bath Color	+ Add Jet Trim Finish Code			
										Color Matched		Upgrade	
										Jet Trim Finish	List Price	Jet Trim Finish (Chrome)	List Price
WHIRLPOOL - 6 SlimPro® jets - 4 TargetPro™ jets - Ultra quiet Whisper+ Technology® upgrade available Shipping weight: 155 lbs.	W	L	R	2	None	No	No	White	ELL6036WLR2XXW	W	\$5,161	C	\$5,211
				2	None	No	No	Oyster	ELL6036WLR2XXY	Y	\$5,286	C	\$5,336
				2	None	Yes	No	White	ELL6036WLR2HXW	W	\$5,556	C	\$5,606
				2	None	Yes	No	Oyster	ELL6036WLR2HXY	Y	\$5,681	C	\$5,731
				4	Chromatherapy	Yes	No	White	ELL6036WLR4CHW	W	\$6,031	C	\$6,081
				4	Chromatherapy	Yes	No	Oyster	ELL6036WLR4CHY	Y	\$6,156	C	\$6,206
				4	Chromatherapy	Yes	Yes	White	ELL6036WLR4CPW	W	\$6,626	C	\$6,676
				4	Chromatherapy	Yes	Yes	Oyster	ELL6036WLR4CPY	Y	\$6,751	C	\$6,801
				4	Illumatherapy™	Yes	Yes	White	ELL6036WLR4IPW	W	\$7,146	C	\$7,196
		4	Illumatherapy™	Yes	Yes	Oyster	ELL6036WLR4IPY	Y	\$7,271	C	\$7,321		
		R	L	2	None	No	No	White	ELL6036WRL2XXW	W	\$5,161	C	\$5,211
				2	None	No	No	Oyster	ELL6036WRL2XXY	Y	\$5,286	C	\$5,336
				2	None	Yes	No	White	ELL6036WRL2HXW	W	\$5,556	C	\$5,606
				2	None	Yes	No	Oyster	ELL6036WRL2HXY	Y	\$5,681	C	\$5,731
				4	Chromatherapy	Yes	No	White	ELL6036WRL4CHW	W	\$6,031	C	\$6,081
				4	Chromatherapy	Yes	No	Oyster	ELL6036WRL4CHY	Y	\$6,156	C	\$6,206
				4	Chromatherapy	Yes	Yes	White	ELL6036WRL4CPW	W	\$6,626	C	\$6,676
				4	Chromatherapy	Yes	Yes	Oyster	ELL6036WRL4CPY	Y	\$6,751	C	\$6,801
4	Illumatherapy™			Yes	Yes	White	ELL6036WRL4IPW	W	\$7,146	C	\$7,196		
4	Illumatherapy™	Yes	Yes	Oyster	ELL6036WRL4IPY	Y	\$7,271	C	\$7,321				

Note: Jet trim rings also available in Brushed Nickel and Oil-Rubbed Bronze finishes. Please contact Customer Service for special order.

ELARA® | ACCESSORIES

Required:	Finish	Product Code	List Price
Linear overflow drain kit	White	MF35959	\$131
	Chrome	MF35827	\$131
	Brushed Nickel	MF35826	\$190
	Polished Nickel	MF35824	\$190
	Oil-Rubbed Bronze	MF35845	\$190

HYDROTHERAPY EXPERIENCE CODES: B = Bath Soaking A = Pure Air® W = Whirlpool	LOCATION CODES: R = Right L = Left U = Universal X = Not Applicable	CONTROL CODES*: X = None 2 = J2 Basic Control 4 = J4 luxury Control	FEATURE CODES: XX = Not Applicable CX = Chromatherapy CH = Chromatherapy & Heater HS = Heated Soak HC = Heated Soak & Chromatherapy HX = Heater CP = Chromatherapy & Whisper+ Technology® IP = Illumatherapy™ & Whisper+ Technology®	COLOR CODES**: Soaking & Pure Air® Baths: W = White Y = Oyster Whirlpool & Salon® Spa Baths WW = White Tub/White Trim YY = Oyster Tub/Oyster Trim WC = White Tub/Chrome Trim YC = Oyster Tub/Chrome Trim NOTE: \$125 Upgrade on Oyster \$50 Upgrade on Chrome Trim **Replace last letter in product code with color letter(s)
---	--	---	---	--

*See page 3 for available control options

**Replace last letter in product code with color letter(s)

ELARA® 6636 LOW-PROFILE
ELL6636

 **DROP-IN or UNDERMOUNT | 66" L x 36" W x 22.5" H**
Important: Elara® bathtubs are only compatible with the MF35 linear overflow drain.

Hydrotherapy Experience	Experience	Drain	Equipment Location	Controls	Lighting Availability	Heater	Whisper+ Technology®	Product Code	Bathtub Color	List Price W - White Y + \$125*
SOAKING BATH Shipping weight: 120 lbs.	B	U	X	X	None	No	No	ELL6636BUXXXX	W	\$2,407
			X	2	Chromatherapy	No	No	ELL6636BUX2CX	W	\$2,882
HEATED SOAK Shipping weight: 120 lbs.	B	L	R	2	None	Yes	No	ELL6636BLR2HS	W	\$3,202
				2	Chromatherapy	Yes	No	ELL6636BLR2HC	W	\$3,677
	B	R	L	2	None	Yes	No	ELL6636BRL2HS	W	\$3,202
				2	Chromatherapy	Yes	No	ELL6636BRL2HC	W	\$3,677
PURE AIR® BATH - 800w variable-speed heated air blower Shipping weight: 153 lbs.	A	L	R	2	None	No	No	ELL6636ALR2XX	W	\$5,311
				4	Chromatherapy	No	No	ELL6636ALR4CX	W	\$5,786
	A	R	L	2	None	No	No	ELL6636ARL2XX	W	\$5,311
				4	Chromatherapy	No	No	ELL6636ARL4CX	W	\$5,786

*Heated Soak baths are available in White only

ELARA® | ACCESSORIES

Required:	Finish	Product Code	List Price
Linear overflow drain kit	White	MF35959	\$131
	Chrome	MF35827	\$131
	Brushed Nickel	MF35826	\$190
	Polished Nickel	MF35824	\$190
	Oil-Rubbed Bronze	MF35845	\$190

Recommended:

Lenire® luxury pillow	LEPI155T	See page 144
Tile flange kit	5817	See page 144
Chromatherapy color light kit — field installed	GD56	See page 144
Linear drain waste overflow pressure test kit	ML08000	See page 140
Linear Brass drain kit	MF75000	See page 140

HYDROTHERAPY EXPERIENCE CODES: B = Bath Soaking A = Pure Air® W = Whirlpool	LOCATION CODES: R = Right L = Left U = Universal X = Not Applicable	CONTROL CODES*: X = None 2 = J2 Basic Control 4 = J4 luxury Control	FEATURE CODES: XX = Not Applicable CX = Chromatherapy CH = Chromatherapy & Heater HS = Heated Soak HC = Heated Soak & Chromatherapy HX = Heater CP = Chromatherapy & Whisper+ Technology® IP = Illumatherapy™ & Whisper+ Technology®	COLOR CODES**: Soaking & Pure Air® Baths: W = White Y = Oyster Whirlpool & Salon® Spa Baths: WW = White Tub/White Trim YY = Oyster Tub/Oyster Trim WC = White Tub/Chrome Trim YC = Oyster Tub/Chrome Trim NOTE: \$125 Upgrade on Oyster \$50 Upgrade on Chrome Trim **Replace last letter in product code with color letter(s)
---	--	---	---	---

*See page 3 for available control options

**Replace last letter in product code with color letter(s)

ELARA® 6636 LOW-PROFILE ELL6636

 **DROP-IN or UNDERMOUNT | 66"L x 36"W x 22.5"H**
 Important: Elara® bathtubs are only compatible with the MF35 linear overflow drain.

Hydrotherapy Experience	Experience	Drain	Equipment Location	Controls	Lighting Availability	Heater	Whisper+ Technology®	Bathtub Color	Product Code With Bath Color	+ Add Jet Trim Finish Code			
										Color Matched		Upgrade	
										Jet Trim Finish	List Price	Jet Trim Finish (Chrome)	List Price
WHIRLPOOL - 6 SlimPro® jets - 4 TargetPro™ jets - Ultra quiet Whisper+ Technology® upgrade available Shipping weight: 153 lbs.	W	L	R	2	None	No	No	White	ELL6636WLR2XXW	W	\$5,311	C	\$5,361
				2	None	No	No	Oyster	ELL6636WLR2XXY	Y	\$5,436	C	\$5,486
				2	None	Yes	No	White	ELL6636WLR2HXW	W	\$5,706	C	\$5,756
				2	None	Yes	No	Oyster	ELL6636WLR2HXY	Y	\$5,831	C	\$5,881
				4	Chromatherapy	Yes	No	White	ELL6636WLR4CHW	W	\$6,181	C	\$6,231
				4	Chromatherapy	Yes	No	Oyster	ELL6636WLR4CHY	Y	\$6,306	C	\$6,356
				4	Chromatherapy	Yes	Yes	White	ELL6636WLR4CPW	W	\$6,776	C	\$6,826
				4	Chromatherapy	Yes	Yes	Oyster	ELL6636WLR4CPY	Y	\$6,901	C	\$6,951
				4	Illumatherapy™	Yes	Yes	White	ELL6636WLR4IPW	W	\$7,296	C	\$7,346
		4	Illumatherapy™	Yes	Yes	Oyster	ELL6636WLR4IPY	Y	\$7,421	C	\$7,471		
		R	L	2	None	No	No	White	ELL6636WRL2XXW	W	\$5,311	C	\$5,361
				2	None	No	No	Oyster	ELL6636WRL2XXY	Y	\$5,436	C	\$5,486
				2	None	Yes	No	White	ELL6636WRL2HXW	W	\$5,706	C	\$5,756
				2	None	Yes	No	Oyster	ELL6636WRL2HXY	Y	\$5,831	C	\$5,881
				4	Chromatherapy	Yes	No	White	ELL6636WRL4CHW	W	\$6,181	C	\$6,231
				4	Chromatherapy	Yes	No	Oyster	ELL6636WRL4CHY	Y	\$6,306	C	\$6,356
				4	Chromatherapy	Yes	Yes	White	ELL6636WRL4CPW	W	\$6,776	C	\$6,826
				4	Chromatherapy	Yes	Yes	Oyster	ELL6636WRL4CPY	Y	\$6,901	C	\$6,951
4	Illumatherapy™			Yes	Yes	White	ELL6636WRL4IPW	W	\$7,296	C	\$7,346		
4	Illumatherapy™	Yes	Yes	Oyster	ELL6636WRL4IPY	Y	\$7,421	C	\$7,471				

Note: Jet trim rings also available in Brushed Nickel and Oil-Rubbed Bronze finishes. Please contact Customer Service for special order.

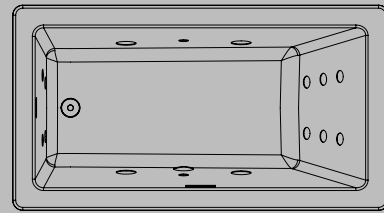
ELARA® | ACCESSORIES

Required:	Finish	Product Code	List Price
Linear overflow drain kit	White	MF35959	\$131
	Chrome	MF35827	\$131
	Brushed Nickel	MF35826	\$190
	Polished Nickel	MF35824	\$190
	Oil-Rubbed Bronze	MF35845	\$190

ELARA®

- ELARA® 6042
- ELARA® 6636
- ELARA® 7236
- ELARA® 7242
- ACCESSORIES

See page 42 for Elara® Low-Profile sizes



ELARA® WHIRLPOOL

ELARA® 6042 ELA6042

 DROP-IN or UNDERMOUNT | 60"L x 42"W x 26"H

Important: Elara® bathtubs are only compatible with the MF35 linear overflow drain.

Hydrotherapy Experience	Experience	Drain	Equipment Location	Controls	Lighting Availability	Heater	Whisper+ Technology®	Product Code	Bathtub Color	List Price W - White Y + \$125*
SOAKING BATH Shipping weight: 128 lbs.	B	U	X	X	None	No	No	ELA6042BUXXXX	W	\$2,270
			X	2	Chromatherapy	No	No	ELA6042BUX2CX	W	\$2,745
HEATED SOAK Shipping weight: 128 lbs.	B	L	R	2	None	Yes	No	ELA6042BLR2HS	W	\$3,065
				2	Chromatherapy	Yes	No	ELA6042BLR2HC	W	\$3,540
	B	R	L	2	None	Yes	No	ELA6042BRL2HS	W	\$3,065
				2	Chromatherapy	Yes	No	ELA6042BRL2HC	W	\$3,540
PURE AIR® BATH - 800w variable-speed heated air blower Shipping weight: 186 lbs.	A	L	R	2	None	No	No	ELA6042ALR2XX	W	\$6,295
				4	Chromatherapy	No	No	ELA6042ALR4CX	W	\$6,770
	A	R	L	2	None	No	No	ELA6042ARL2XX	W	\$6,295
				4	Chromatherapy	No	No	ELA6042ARL4CX	W	\$6,770

*Heated Soak baths are available in White only

ELARA® | ACCESSORIES

Required:	Finish	Product Code	List Price
Linear overflow drain kit	White	MF35959	\$131
	Chrome	MF35827	\$131
	Brushed Nickel	MF35826	\$190
	Polished Nickel	MF35824	\$190
	Oil-Rubbed Bronze	MF35845	\$190

Recommended:

Lenire® luxury pillow	LEPI155T	See page 144
Tile flange kit	5817	See page 144
Chromatherapy color light kit — field installed	GD56	See page 144
Linear drain waste overflow pressure test kit	ML08000	See page 140
Linear Brass drain kit	MF75000	See page 140

HYDROTHERAPY EXPERIENCE CODES: B = Bath Soaking A = Pure Air® W = Whirlpool C = Salon® Spa Combination	LOCATION CODES: R = Right L = Left U = Universal X = Not Applicable	CONTROL CODES*: X = None 2 = J2 Basic Control 4 = J4 luxury Control 5 = J5 LCD Control	FEATURE CODES: XX = Not Applicable CX = Chromatherapy CH = Chromatherapy & Heater HS = Heated Soak HC = Heated Soak & Chromatherapy HX = Heater CP = Chromatherapy & Whisper+ Technology® IP = Illumatherapy™ & Whisper+ Technology®	COLOR CODES**: Soaking & Pure Air® Baths: W = White Y = Oyster Whirlpool & Salon® Spa Baths: WW = White Tub/White Trim YY = Oyster Tub/Oyster Trim WC = White Tub/Chrome Trim YC = Oyster Tub/Chrome Trim NOTE: \$125 Upgrade on Oyster \$50 Upgrade on Chrome Trim **Replace last letter in product code with color letter(s)
---	--	---	---	---

*See page 3 for available control options

**Replace last letter in product code with color letter(s)

ELARA® 6042
ELA6042

 **DROP-IN or UNDERMOUNT | 60" L x 42" W x 26" H**
Important: Elara® bathtubs are only compatible with the MF35 linear overflow drain.

Hydrotherapy Experience	Experience	Drain	Equipment Location	Controls	Lighting Availability	Heater	Whisper+ Technology®	Bathtub Color	Product Code With Bath Color	+ Add Jet Trim Finish Code			
										Color Matched		Upgrade	
										Jet Trim Finish	List Price	Jet Trim Finish (Chrome)	List Price
WHIRLPOOL - 10 SlimPro® jets - 4 TargetPro™ jets - Ultra quiet Whisper+ Technology® upgrade available Shipping weight: 186 lbs.	W	L	R	2	None	No	No	White	ELA6042WLR2XXW	W	\$6,295	C	\$6,345
				2	None	No	No	Oyster	ELA6042WLR2XXY	Y	\$6,420	C	\$6,470
				2	None	Yes	No	White	ELA6042WLR2HXW	W	\$6,690	C	\$6,740
				2	None	Yes	No	Oyster	ELA6042WLR2HXY	Y	\$6,815	C	\$6,865
				4	Chromatherapy	Yes	No	White	ELA6042WLR4CHW	W	\$7,165	C	\$7,215
				4	Chromatherapy	Yes	No	Oyster	ELA6042WLR4CHY	Y	\$7,290	C	\$7,340
				4	Chromatherapy	Yes	Yes	White	ELA6042WLR4CPW	W	\$7,760	C	\$7,810
				4	Chromatherapy	Yes	Yes	Oyster	ELA6042WLR4CPY	Y	\$7,885	C	\$7,935
	4	Illumatherapy™	Yes	Yes	White	ELA6042WLR4IPW	W	\$8,280	C	\$8,330			
	4	Illumatherapy™	Yes	Yes	Oyster	ELA6042WLR4IPY	Y	\$8,405	C	\$8,455			
	W	R	L	2	None	No	No	White	ELA6042WRL2XXW	W	\$6,295	C	\$6,345
				2	None	No	No	Oyster	ELA6042WRL2XXY	Y	\$6,420	C	\$6,470
				2	None	Yes	No	White	ELA6042WRL2HXW	W	\$6,690	C	\$6,740
				2	None	Yes	No	Oyster	ELA6042WRL2HXY	Y	\$6,815	C	\$6,865
				4	Chromatherapy	Yes	No	White	ELA6042WRL4CHW	W	\$7,165	C	\$7,215
				4	Chromatherapy	Yes	No	Oyster	ELA6042WRL4CHY	Y	\$7,290	C	\$7,340
4				Chromatherapy	Yes	Yes	White	ELA6042WRL4CPW	W	\$7,760	C	\$7,810	
4				Chromatherapy	Yes	Yes	Oyster	ELA6042WRL4CPY	Y	\$7,885	C	\$7,935	
4	Illumatherapy™	Yes	Yes	White	ELA6042WRL4IPW	W	\$8,280	C	\$8,330				
4	Illumatherapy™	Yes	Yes	Oyster	ELA6042WRL4IPY	Y	\$8,405	C	\$8,455				

Note: Jet trim rings also available in Brushed Nickel and Oil-Rubbed Bronze finishes. Please contact Customer Service for special order.

ELARA® | ACCESSORIES

Required:

	Finish	Product Code	List Price
Linear overflow drain kit	White	MF35959	\$131
	Chrome	MF35827	\$131
	Brushed Nickel	MF35826	\$190
	Polished Nickel	MF35824	\$190
	Oil-Rubbed Bronze	MF35845	\$190

HYDROTHERAPY EXPERIENCE CODES: B = Bath Soaking A = Pure Air® W = Whirlpool C = Salon® Spa Combination	LOCATION CODES: R = Right L = Left U = Universal X = Not Applicable	CONTROL CODES*: X = None 2 = J2 Basic Control 4 = J4 luxury Control 5 = J5 LCD Control	FEATURE CODES: XX = Not Applicable CX = Chromatherapy CH = Chromatherapy & Heater HS = Heated Soak HC = Heated Soak & Chromatherapy HX = Heater CP = Chromatherapy & Whisper+ Technology® IP = Illumatherapy™ & Whisper+ Technology®	COLOR CODES**: Soaking & Pure Air® Baths: W = White Y = Oyster Whirlpool & Salon® Spa Baths WW = White Tub/White Trim YY = Oyster Tub/Oyster Trim WC = White Tub/Chrome Trim YC = Oyster Tub/Chrome Trim NOTE: \$125 Upgrade on Oyster \$50 Upgrade on Chrome Trim **Replace last letter in product code with color letter(s)
---	--	---	---	--

*See page 3 for available control options

**Replace last letter in product code with color letter(s)

ELARA® 6042
ELA6042

 **DROP-IN or UNDERMOUNT | 60"L x 42"W x 26"H**
Important: Elara® bathtubs are only compatible with the MF35 linear overflow drain.

Hydrotherapy Experience	Experience	Drain	Equipment Location	Controls	Lighting Availability	Heater	Whisper+ Technology®	Bathtub Color	Product Code With Bath Color	+ Add Jet Trim Finish Code			
										Color Matched		Upgrade	
										Jet Trim Finish	List Price	Jet Trim Finish (Chrome)	List Price
SALON® SPA - 10 SlimPro® jets - 4 TargetPro™ jets - Ultra quiet Whisper+ Technology® upgrade available - 900w variable-speed heated air blower Shipping weight: 208 lbs.	C	L	R	4	Chromatherapy	Yes	No	White	ELA6042CLR4CHW	W	\$11,526	C	\$11,576
				4	Chromatherapy	Yes	No	Oyster	ELA6042CLR4CHY	Y	\$11,651	C	\$11,701
				4	Chromatherapy	Yes	Yes	White	ELA6042CLR4CPW	W	\$12,121	C	\$12,171
				4	Chromatherapy	Yes	Yes	Oyster	ELA6042CLR4CPY	Y	\$12,246	C	\$12,296
				4	Illumatherapy™	Yes	Yes	White	ELA6042CLR4IPW	W	\$12,641	C	\$12,691
				4	Illumatherapy™	Yes	Yes	Oyster	ELA6042CLR4IPY	Y	\$12,766	C	\$12,816
				5	Chromatherapy	Yes	No	White	ELA6042CLR5CHW	W	\$12,421	C	\$12,471
				5	Chromatherapy	Yes	No	Oyster	ELA6042CLR5CHY	Y	\$12,546	C	\$12,596
				5	Chromatherapy	Yes	Yes	White	ELA6042CLR5CPW	W	\$13,016	C	\$13,066
				5	Chromatherapy	Yes	Yes	Oyster	ELA6042CLR5CPY	Y	\$13,141	C	\$13,191
	5	Illumatherapy™	Yes	Yes	White	ELA6042CLR5IPW	W	\$13,536	C	\$13,586			
	5	Illumatherapy™	Yes	Yes	Oyster	ELA6042CLR5IPY	Y	\$13,661	C	\$13,711			
	C	R	L	4	Chromatherapy	Yes	No	White	ELA6042CRL4CHW	W	\$11,526	C	\$11,576
				4	Chromatherapy	Yes	No	Oyster	ELA6042CRL4CHY	Y	\$11,651	C	\$11,701
				4	Chromatherapy	Yes	Yes	White	ELA6042CRL4CPW	W	\$12,121	C	\$12,171
				4	Chromatherapy	Yes	Yes	Oyster	ELA6042CRL4CPY	Y	\$12,246	C	\$12,296
				4	Illumatherapy™	Yes	Yes	White	ELA6042CRL4IPW	W	\$12,641	C	\$12,691
				4	Illumatherapy™	Yes	Yes	Oyster	ELA6042CRL4IPY	Y	\$12,766	C	\$12,816
				5	Chromatherapy	Yes	No	White	ELA6042CRL5CHW	W	\$12,421	C	\$12,471
				5	Chromatherapy	Yes	No	Oyster	ELA6042CRL5CHY	Y	\$12,546	C	\$12,596
5				Chromatherapy	Yes	Yes	White	ELA6042CRL5CPW	W	\$13,016	C	\$13,066	
5				Chromatherapy	Yes	Yes	Oyster	ELA6042CRL5CPY	Y	\$13,141	C	\$13,191	
5	Illumatherapy™	Yes	Yes	White	ELA6042CRL5IPW	W	\$13,536	C	\$13,586				
5	Illumatherapy™	Yes	Yes	Oyster	ELA6042CRL5IPY	Y	\$13,661	C	\$13,711				

Note: Jet trim rings also available in Brushed Nickel and Oil-Rubbed Bronze finishes. Please contact Customer Service for custom order.

ELARA® | ACCESSORIES
 Required:

Linear overflow drain kit	MF35	See page 140
---------------------------	-------------	--------------

HYDROTHERAPY EXPERIENCE CODES: B = Bath Soaking A = Pure Air® W = Whirlpool C = Salon® Spa Combination	LOCATION CODES: R = Right L = Left U = Universal X = Not Applicable	CONTROL CODES*: X = None 2 = J2 Basic Control 4 = J4 luxury Control 5 = J5 LCD Control	FEATURE CODES: XX = Not Applicable CX = Chromatherapy CH = Chromatherapy & Heater HS = Heated Soak HC = Heated Soak & Chromatherapy HX = Heater CP = Chromatherapy & Whisper+ Technology® IP = Illumatherapy™ & Whisper+ Technology®	COLOR CODES**: Soaking & Pure Air® Baths: W = White Y = Oyster Whirlpool & Salon® Spa Baths WW = White Tub/White Trim YY = Oyster Tub/Oyster Trim WC = White Tub/Chrome Trim YC = Oyster Tub/Chrome Trim NOTE: \$125 Upgrade on Oyster \$50 Upgrade on Chrome Trim **Replace last letter in product code with color letter(s)
---	--	---	---	--

*See page 3 for available control options

**Replace last letter in product code with color letter(s)

ELARA® 6636
ELA6636

 **DROP-IN or UNDERMOUNT | 66"L x 36"W x 26"H**

Important: Elara® bathtubs are only compatible with the MF35 linear overflow drain.

Hydrotherapy Experience	Experience	Drain	Equipment Location	Controls	Lighting Availability	Heater	Whisper+ Technology®	Product Code	Bathtub Color	List Price W - White Y + \$125*
SOAKING BATH Shipping weight: 122 lbs.	B	U	X	X	None	No	No	ELA6636BUXXXX	W	\$2,399
			X	2	Chromatherapy	No	No	ELA6636BUX2CX	W	\$2,874
HEATED SOAK Shipping weight: 122 lbs.	B	L	R	2	None	Yes	No	ELA6636BLR2HS	W	\$3,194
				2	Chromatherapy	Yes	No	ELA6636BLR2HC	W	\$3,669
	B	R	L	2	None	Yes	No	ELA6636BRL2HS	W	\$3,194
				2	Chromatherapy	Yes	No	ELA6636BRL2HC	W	\$3,669
PURE AIR® BATH - 800w variable-speed heated air blower Shipping weight: 180 lbs.	A	L	R	2	None	No	No	ELA6636ALR2XX	W	\$6,428
				4	Chromatherapy	No	No	ELA6636ALR4CX	W	\$6,903
	A	R	L	2	None	No	No	ELA6636ARL2XX	W	\$6,428
				4	Chromatherapy	No	No	ELA6636ARL4CX	W	\$6,903

*Heated Soak baths are available in White only

ELARA® | ACCESSORIES

Required:	Finish	Product Code	List Price
Linear overflow drain kit	White	MF35959	\$131
	Chrome	MF35827	\$131
	Brushed Nickel	MF35826	\$190
	Polished Nickel	MF35824	\$190
	Oil-Rubbed Bronze	MF35845	\$190

Recommended:

Lenire® luxury pillow	LEPI155T	See page 144
Tile flange kit	5817	See page 144
Chromatherapy color light kit — field installed	GD56	See page 144
Linear drain waste overflow pressure test kit	ML08000	See page 140
Linear Brass drain kit	MF75000	See page 140

HYDROTHERAPY EXPERIENCE CODES: B = Bath Soaking A = Pure Air® W = Whirlpool C = Salon® Spa Combination	LOCATION CODES: R = Right L = Left U = Universal X = Not Applicable	CONTROL CODES*: X = None 2 = J2 Basic Control 4 = J4 Luxury Control 5 = J5 LCD Control	FEATURE CODES: XX = Not Applicable CX = Chromatherapy CH = Chromatherapy & Heater HS = Heated Soak HC = Heated Soak & Chromatherapy HX = Heater CP = Chromatherapy & Whisper+ Technology® IP = Illumatherapy™ & Whisper+ Technology®	COLOR CODES**: Soaking & Pure Air® Baths: W = White Y = Oyster Whirlpool & Salon® Spa Baths: WW = White Tub/White Trim YY = Oyster Tub/Oyster Trim WC = White Tub/Chrome Trim YC = Oyster Tub/Chrome Trim NOTE: \$125 Upgrade on Oyster \$50 Upgrade on Chrome Trim **Replace last letter in product code with color letter(s)
---	--	---	---	---

*See page 3 for available control options

**Replace last letter in product code with color letter(s)

ELARA® 6636
ELA6636



DROP-IN or UNDERMOUNT | 66"L x 36"W x 26"H

Important: Elara® bathtubs are only compatible with the MF35 linear overflow drain.

Hydrotherapy Experience	Experience	Drain	Equipment Location	Controls	Lighting Availability	Heater	Whisper+ Technology®	Bathtub Color	Product Code With Bath Color	+ Add Jet Trim Finish Code			
										Color Matched		Upgrade	
										Jet Trim Finish	List Price	Jet Trim Finish (Chrome)	List Price
WHIRLPOOL - 10 SlimPro® jets - 4 TargetPro™ jets - Ultra quiet Whisper+ Technology® upgrade available Shipping weight: 180 lbs.	W	L	R	2	None	No	No	White	ELA6636WLR2XXW	W	\$6,428	C	\$6,478
				2	None	No	No	Oyster	ELA6636WLR2XXY	Y	\$6,553	C	\$6,603
				2	None	Yes	No	White	ELA6636WLR2HXW	W	\$6,823	C	\$6,873
				2	None	Yes	No	Oyster	ELA6636WLR2HXY	Y	\$6,948	C	\$6,998
				4	Chromatherapy	Yes	No	White	ELA6636WLR4CHW	W	\$7,298	C	\$7,348
				4	Chromatherapy	Yes	No	Oyster	ELA6636WLR4CHY	Y	\$7,423	C	\$7,473
				4	Chromatherapy	Yes	Yes	White	ELA6636WLR4CPW	W	\$7,893	C	\$7,943
				4	Chromatherapy	Yes	Yes	Oyster	ELA6636WLR4CPY	Y	\$8,018	C	\$8,068
				4	Illumatherapy™	Yes	Yes	White	ELA6636WLR4IPW	W	\$8,413	C	\$8,463
		4	Illumatherapy™	Yes	Yes	Oyster	ELA6636WLR4IPY	Y	\$8,538	C	\$8,588		
		R	L	2	None	No	No	White	ELA6636WRL2XXW	W	\$6,428	C	\$6,478
				2	None	No	No	Oyster	ELA6636WRL2XXY	Y	\$6,553	C	\$6,603
				2	None	Yes	No	White	ELA6636WRL2HXW	W	\$6,823	C	\$6,873
				2	None	Yes	No	Oyster	ELA6636WRL2HXY	Y	\$6,948	C	\$6,998
				4	Chromatherapy	Yes	No	White	ELA6636WRL4CHW	W	\$7,298	C	\$7,348
				4	Chromatherapy	Yes	No	Oyster	ELA6636WRL4CHY	Y	\$7,423	C	\$7,473
				4	Chromatherapy	Yes	Yes	White	ELA6636WRL4CPW	W	\$7,893	C	\$7,943
				4	Chromatherapy	Yes	Yes	Oyster	ELA6636WRL4CPY	Y	\$8,018	C	\$8,068
4	Illumatherapy™			Yes	Yes	White	ELA6636WRL4IPW	W	\$8,413	C	\$8,463		
4	Illumatherapy™	Yes	Yes	Oyster	ELA6636WRL4IPY	Y	\$8,538	C	\$8,588				

Note: Jet trim rings also available in Brushed Nickel and Oil-Rubbed Bronze finishes. Please contact Customer Service for special order.

ELARA® | ACCESSORIES

Required:	Finish	Product Code	List Price
Linear overflow drain kit	White	MF35959	\$131
	Chrome	MF35827	\$131
	Brushed Nickel	MF35826	\$190
	Polished Nickel	MF35824	\$190
	Oil-Rubbed Bronze	MF35845	\$190

HYDROTHERAPY EXPERIENCE CODES: B = Bath Soaking A = Pure Air® W = Whirlpool C = Salon® Spa Combination	LOCATION CODES: R = Right L = Left U = Universal X = Not Applicable	CONTROL CODES*: X = None 2 = J2 Basic Control 4 = J4 luxury Control 5 = J5 LCD Control	FEATURE CODES: XX = Not Applicable CX = Chromatherapy CH = Chromatherapy & Heater HS = Heated Soak HC = Heated Soak & Chromatherapy HX = Heater CP = Chromatherapy & Whisper+ Technology® IP = Illumatherapy™ & Whisper+ Technology®	COLOR CODES**: Soaking & Pure Air® Baths: W = White Y = Oyster Whirlpool & Salon® Spa Baths: WW = White Tub/White Trim YY = Oyster Tub/Oyster Trim WC = White Tub/Chrome Trim YC = Oyster Tub/Chrome Trim NOTE: \$125 Upgrade on Oyster \$50 Upgrade on Chrome Trim **Replace last letter in product code with color letter(s)
---	--	---	---	---

*See page 3 for available control options

**Replace last letter in product code with color letter(s)

ELARA® 6636
ELA6636



DROP-IN or UNDERMOUNT | 66"L x 36"W x 26"H

Important: Elara® bathtubs are only compatible with the MF35 linear overflow drain.

Hydrotherapy Experience	Experience	Drain	Equipment Location	Controls	Lighting Availability	Heater	Whisper+ Technology®	Bathtub Color	Product Code with Bath Color	+ Add Jet Trim Finish Code			
										Color Matched		Upgrade	
										Jet Trim Finish	List Price	Jet Trim Finish (Chrome)	List Price
SALON® SPA - 10 SlimPro® jets - 4 TargetPro™ jets - Ultra quiet Whisper+ Technology® upgrade available - 900w variable-speed heated air blower Shipping weight: 202 lbs.	C	L	R	4	Chromatherapy	Yes	No	White	ELA6636CLR4CHW	W	\$11,699	C	\$11,749
				4	Chromatherapy	Yes	No	Oyster	ELA6636CLR4CHY	Y	\$11,824	C	\$11,874
				4	Chromatherapy	Yes	Yes	White	ELA6636CLR4CPW	W	\$12,294	C	\$12,344
				4	Chromatherapy	Yes	Yes	Oyster	ELA6636CLR4CPY	Y	\$12,419	C	\$12,469
				4	Illumatherapy™	Yes	Yes	White	ELA6636CLR4IPW	W	\$12,814	C	\$12,864
				4	Illumatherapy™	Yes	Yes	Oyster	ELA6636CLR4IPY	Y	\$12,939	C	\$12,989
				5	Chromatherapy	Yes	No	White	ELA6636CLR5CHW	W	\$12,594	C	\$12,644
				5	Chromatherapy	Yes	No	Oyster	ELA6636CLR5CHY	Y	\$12,719	C	\$12,769
				5	Chromatherapy	Yes	Yes	White	ELA6636CLR5CPW	W	\$13,189	C	\$13,239
				5	Chromatherapy	Yes	Yes	Oyster	ELA6636CLR5CPY	Y	\$13,314	C	\$13,364
	5	Illumatherapy™	Yes	Yes	White	ELA6636CLR5IPW	W	\$13,709	C	\$13,759			
	5	Illumatherapy™	Yes	Yes	Oyster	ELA6636CLR5IPY	Y	\$13,834	C	\$13,884			
	R	L	4	Chromatherapy	Yes	No	White	ELA6636CRL4CHW	W	\$11,699	C	\$11,749	
			4	Chromatherapy	Yes	No	Oyster	ELA6636CRL4CHY	Y	\$11,824	C	\$11,874	
			4	Chromatherapy	Yes	Yes	White	ELA6636CRL4CPW	W	\$12,294	C	\$12,344	
			4	Chromatherapy	Yes	Yes	Oyster	ELA6636CRL4CPY	Y	\$12,419	C	\$12,469	
			4	Illumatherapy™	Yes	Yes	White	ELA6636CRL4IPW	W	\$12,814	C	\$12,864	
			4	Illumatherapy™	Yes	Yes	Oyster	ELA6636CRL4IPY	Y	\$12,939	C	\$12,989	
			5	Chromatherapy	Yes	No	White	ELA6636CRL5CHW	W	\$12,594	C	\$12,644	
			5	Chromatherapy	Yes	No	Oyster	ELA6636CRL5CHY	Y	\$12,719	C	\$12,769	
5			Chromatherapy	Yes	Yes	White	ELA6636CRL5CPW	W	\$13,189	C	\$13,239		
5			Chromatherapy	Yes	Yes	Oyster	ELA6636CRL5CPY	Y	\$13,314	C	\$13,364		
5	Illumatherapy™	Yes	Yes	White	ELA6636CRL5IPW	W	\$13,709	C	\$13,759				
5	Illumatherapy™	Yes	Yes	Oyster	ELA6636CRL5IPY	Y	\$13,834	C	\$13,884				

Note: Jet trim rings also available in Brushed Nickel and Oil-Rubbed Bronze finishes. Please contact Customer Service for custom order.

ELARA® | ACCESSORIES

Required:

Linear overflow drain kit	MF35	See page 140
---------------------------	-------------	--------------

HYDROTHERAPY EXPERIENCE CODES: B = Bath Soaking A = Pure Air® W = Whirlpool C = Salon® Spa Combination	LOCATION CODES: R = Right L = Left U = Universal X = Not Applicable	CONTROL CODES*: X = None 2 = J2 Basic Control 4 = J4 luxury Control 5 = J5 LCD Control	FEATURE CODES: XX = Not Applicable CX = Chromatherapy CH = Chromatherapy & Heater HS = Heated Soak HC = Heated Soak & Chromatherapy HX = Heater CP = Chromatherapy & Whisper+ Technology® IP = Illumatherapy™ & Whisper+ Technology®	COLOR CODES**: Soaking & Pure Air® Baths: W = White Y = Oyster Whirlpool & Salon® Spa Baths WW = White Tub/White Trim YY = Oyster Tub/Oyster Trim WC = White Tub/Chrome Trim YC = Oyster Tub/Chrome Trim NOTE: \$125 Upgrade on Oyster \$50 Upgrade on Chrome Trim **Replace last letter in product code with color letter(s)
---	--	---	---	--

*See page 3 for available control options

**Replace last letter in product code with color letter(s)

ELARA® 7236
ELA7236

 **DROP-IN or UNDERMOUNT | 72"L x 36"W x 26"H**
Important: Elara® bathtubs are only compatible with the MF35 linear overflow drain.

Hydrotherapy Experience	Experience	Drain	Equipment Location	Controls	Lighting Availability	Heater	Whisper+ Technology®	Product Code	Bathtub Color	List Price W - White Y + \$125*
SOAKING BATH Shipping weight: 144 lbs.	B	U	X	X	None	No	No	ELA7236BUXXXX	W	\$2,532
			X	2	Chromatherapy	No	No	ELA7236BUX2CX	W	\$3,007
HEATED SOAK Shipping weight: 144 lbs.	B	L	R	2	None	Yes	No	ELA7236BLR2HS	W	\$3,327
				2	Chromatherapy	Yes	No	ELA7236BLR2HC	W	\$3,802
	B	R	L	2	None	Yes	No	ELA7236BRL2HS	W	\$3,327
				2	Chromatherapy	Yes	No	ELA7236BRL2HC	W	\$3,802
PURE AIR® BATH - 800w variable-speed heated air blower Shipping weight: 202 lbs.	A	L	R	2	None	No	No	ELA7236ALR2XX	W	\$6,611
				4	Chromatherapy	No	No	ELA7236ALR4CX	W	\$7,086
	A	R	L	2	None	No	No	ELA7236ARL2XX	W	\$6,611
				4	Chromatherapy	No	No	ELA7236ARL4CX	W	\$7,086

*Heated Soak baths are available in White only

ELARA® | ACCESSORIES

Required:	Finish	Product Code	List Price
Linear overflow drain kit	White	MF35959	\$131
	Chrome	MF35827	\$131
	Brushed Nickel	MF35826	\$190
	Polished Nickel	MF35824	\$190
	Oil-Rubbed Bronze	MF35845	\$190

Recommended:

Lenire® luxury pillow	LEPI155T	See page 144
Tile flange kit	5817	See page 144
Chromatherapy color light kit — field installed	GD56	See page 144
Linear drain waste overflow pressure test kit	ML08000	See page 140
Linear Brass drain kit	MF75000	See page 140

HYDROTHERAPY EXPERIENCE CODES: B = Bath Soaking A = Pure Air® W = Whirlpool C = Salon® Spa Combination	LOCATION CODES: R = Right L = Left U = Universal X = Not Applicable	CONTROL CODES*: X = None 2 = J2 Basic Control 4 = J4 luxury Control 5 = J5 LCD Control	FEATURE CODES: XX = Not Applicable CX = Chromatherapy CH = Chromatherapy & Heater HS = Heated Soak HC = Heated Soak & Chromatherapy HX = Heater CP = Chromatherapy & Whisper+ Technology® IP = Illumatherapy™ & Whisper+ Technology®	COLOR CODES**: Soaking & Pure Air® Baths: W = White Y = Oyster Whirlpool & Salon® Spa Baths WW = White Tub/White Trim YY = Oyster Tub/Oyster Trim WC = White Tub/Chrome Trim YC = Oyster Tub/Chrome Trim NOTE: \$125 Upgrade on Oyster \$50 Upgrade on Chrome Trim **Replace last letter in product code with color letter(s)
---	--	---	---	--

*See page 3 for available control options

**Replace last letter in product code with color letter(s)

ELARA® 7236
ELA7236

 **DROP-IN or UNDERMOUNT | 72"L x 36"W x 26"H**

Important: Elara® bathtubs are only compatible with the MF35 linear overflow drain.

Hydrotherapy Experience	Experience	Drain	Equipment Location	Controls	Lighting Availability	Heater	Whisper+ Technology®	Bathtub Color	Product Code With Bath Color	+ Add Jet Trim Finish Code			
										Color Matched		Upgrade	
										Jet Trim Finish	List Price	Jet Trim Finish (Chrome)	List Price
WHIRLPOOL - 10 SlimPro® jets - 4 TargetPro™ jets - Ultra quiet Whisper+ Technology® upgrade available Shipping weight: 202 lbs.	W	L	R	2	None	No	No	White	ELA7236WLR2XXW	W	\$6,611	C	\$6,661
				2	None	No	No	Oyster	ELA7236WLR2XXY	Y	\$6,736	C	\$6,786
				2	None	Yes	No	White	ELA7236WLR2HXW	W	\$7,006	C	\$7,056
				2	None	Yes	No	Oyster	ELA7236WLR2HXY	Y	\$7,131	C	\$7,181
				4	Chromatherapy	Yes	No	White	ELA7236WLR4CHW	W	\$7,481	C	\$7,531
				4	Chromatherapy	Yes	No	Oyster	ELA7236WLR4CHY	Y	\$7,606	C	\$7,656
				4	Chromatherapy	Yes	Yes	White	ELA7236WLR4CPW	W	\$8,076	C	\$8,126
				4	Chromatherapy	Yes	Yes	Oyster	ELA7236WLR4CPY	Y	\$8,201	C	\$8,251
	W	R	L	2	None	No	No	White	ELA7236WRL2XXW	W	\$6,611	C	\$6,661
				2	None	No	No	Oyster	ELA7236WRL2XXY	Y	\$6,736	C	\$6,786
				2	None	Yes	No	White	ELA7236WRL2HXW	W	\$7,006	C	\$7,056
				2	None	Yes	No	Oyster	ELA7236WRL2HXY	Y	\$7,131	C	\$7,181
				4	Chromatherapy	Yes	No	White	ELA7236WRL4CHW	W	\$7,481	C	\$7,531
				4	Chromatherapy	Yes	No	Oyster	ELA7236WRL4CHY	Y	\$7,606	C	\$7,656
				4	Chromatherapy	Yes	Yes	White	ELA7236WRL4CPW	W	\$8,076	C	\$8,126
				4	Chromatherapy	Yes	Yes	Oyster	ELA7236WRL4CPY	Y	\$8,201	C	\$8,251
W	R	L	4	Illumatherapy™	Yes	Yes	White	ELA7236WLR4IPW	W	\$8,596	C	\$8,646	
			4	Illumatherapy™	Yes	Yes	Oyster	ELA7236WLR4IPY	Y	\$8,721	C	\$8,771	
			4	Illumatherapy™	Yes	Yes	White	ELA7236WRL4IPW	W	\$8,596	C	\$8,646	
			4	Illumatherapy™	Yes	Yes	Oyster	ELA7236WRL4IPY	Y	\$8,721	C	\$8,771	

Note: Jet trim rings also available in Brushed Nickel and Oil-Rubbed Bronze finishes. Please contact Customer Service for special order.

ELARA® | ACCESSORIES

Required:

Required:	Finish	Product Code	List Price
Linear overflow drain kit	White	MF35959	\$131
	Chrome	MF35827	\$131
	Brushed Nickel	MF35826	\$190
	Polished Nickel	MF35824	\$190
	Oil-Rubbed Bronze	MF35845	\$190

HYDROTHERAPY EXPERIENCE CODES: B = Bath Soaking A = Pure Air® W = Whirlpool C = Salon® Spa Combination	LOCATION CODES: R = Right L = Left U = Universal X = Not Applicable	CONTROL CODES*: X = None 2 = J2 Basic Control 4 = J4 luxury Control 5 = J5 LCD Control	FEATURE CODES: XX = Not Applicable CX = Chromatherapy CH = Chromatherapy & Heater HS = Heated Soak HC = Heated Soak & Chromatherapy HX = Heater CP = Chromatherapy & Whisper+ Technology® IP = Illumatherapy™ & Whisper+ Technology®	COLOR CODES**: Soaking & Pure Air® Baths: W = White Y = Oyster Whirlpool & Salon® Spa Baths WW = White Tub/White Trim YY = Oyster Tub/Oyster Trim WC = White Tub/Chrome Trim YC = Oyster Tub/Chrome Trim NOTE: \$125 Upgrade on Oyster \$50 Upgrade on Chrome Trim **Replace last letter in product code with color letter(s)
---	--	---	---	--

*See page 3 for available control options

**Replace last letter in product code with color letter(s)

ELARA® 7236
ELA7236

 **DROP-IN or UNDERMOUNT | 72"L x 36"W x 26"H**

Important: Elara® bathtubs are only compatible with the MF35 linear overflow drain.

Hydrotherapy Experience	Experience	Drain	Equipment Location	Controls	Lighting Availability	Heater	Whisper+ Technology®	Bathtub Color	Product Code With Bath Color	+ Add Jet Trim Finish Code			
										Color Matched		Upgrade	
										Jet Trim Finish	List Price	Jet Trim Finish (Chrome)	List Price
SALON® SPA - 10 SlimPro® jets - 4 TargetPro™ jets - Ultra quiet Whisper+ Technology® upgrade available - 900w variable-speed heated air blower Shipping weight: 224 lbs.	C	L	R	4	Chromatherapy	Yes	No	White	ELA7236CLR4CHW	W	\$11,862	C	\$11,912
				4	Chromatherapy	Yes	No	Oyster	ELA7236CLR4CHY	Y	\$11,987	C	\$12,037
				4	Chromatherapy	Yes	Yes	White	ELA7236CLR4CPW	W	\$12,457	C	\$12,507
				4	Chromatherapy	Yes	Yes	Oyster	ELA7236CLR4CPY	Y	\$12,582	C	\$12,632
				4	Illumatherapy™	Yes	Yes	White	ELA7236CLR4IPW	W	\$12,977	C	\$13,027
				4	Illumatherapy™	Yes	Yes	Oyster	ELA7236CLR4IPY	Y	\$13,102	C	\$13,152
				5	Chromatherapy	Yes	No	White	ELA7236CLR5CHW	W	\$12,757	C	\$12,807
				5	Chromatherapy	Yes	No	Oyster	ELA7236CLR5CHY	Y	\$12,882	C	\$12,932
				5	Chromatherapy	Yes	Yes	White	ELA7236CLR5CPW	W	\$13,352	C	\$13,402
				5	Chromatherapy	Yes	Yes	Oyster	ELA7236CLR5CPY	Y	\$13,477	C	\$13,527
	5	Illumatherapy™	Yes	Yes	White	ELA7236CLR5IPW	W	\$13,872	C	\$13,922			
	5	Illumatherapy™	Yes	Yes	Oyster	ELA7236CLR5IPY	Y	\$13,997	C	\$14,047			
	R	L	4	Chromatherapy	Yes	No	White	ELA7236CRL4CHW	W	\$11,862	C	\$11,912	
			4	Chromatherapy	Yes	No	Oyster	ELA7236CRL4CHY	Y	\$11,987	C	\$12,037	
			4	Chromatherapy	Yes	Yes	White	ELA7236CRL4CPW	W	\$12,457	C	\$12,507	
			4	Chromatherapy	Yes	Yes	Oyster	ELA7236CRL4CPY	Y	\$12,582	C	\$12,632	
			4	Illumatherapy™	Yes	Yes	White	ELA7236CRL4IPW	W	\$12,977	C	\$13,027	
			4	Illumatherapy™	Yes	Yes	Oyster	ELA7236CRL4IPY	Y	\$13,102	C	\$13,152	
			5	Chromatherapy	Yes	No	White	ELA7236CRL5CHW	W	\$12,757	C	\$12,807	
			5	Chromatherapy	Yes	No	Oyster	ELA7236CRL5CHY	Y	\$12,882	C	\$12,932	
5			Chromatherapy	Yes	Yes	White	ELA7236CRL5CPW	W	\$13,352	C	\$13,402		
5			Chromatherapy	Yes	Yes	Oyster	ELA7236CRL5CPY	Y	\$13,477	C	\$13,527		
5	Illumatherapy™	Yes	Yes	White	ELA7236CRL5IPW	W	\$13,872	C	\$13,922				
5	Illumatherapy™	Yes	Yes	Oyster	ELA7236CRL5IPY	Y	\$13,997	C	\$14,047				

Note: Jet trim rings also available in Brushed Nickel and Oil-Rubbed Bronze finishes. Please contact Customer Service for special order.

ELARA® | ACCESSORIES

Required:

Linear overflow drain kit	MF35	See page 140
---------------------------	-------------	--------------

HYDROTHERAPY EXPERIENCE CODES: B = Bath Soaking A = Pure Air® W = Whirlpool C = Salon® Spa Combination	LOCATION CODES: R = Right L = Left U = Universal X = Not Applicable	CONTROL CODES*: X = None 2 = J2 Basic Control 4 = J4 luxury Control 5 = J5 LCD Control	FEATURE CODES: XX = Not Applicable CX = Chromatherapy CH = Chromatherapy & Heater HS = Heated Soak HC = Heated Soak & Chromatherapy HX = Heater CP = Chromatherapy & Whisper+ Technology® IP = Illumatherapy™ & Whisper+ Technology®	COLOR CODES**: Soaking & Pure Air® Baths: W = White Y = Oyster Whirlpool & Salon® Spa Baths WW = White Tub/White Trim YY = Oyster Tub/Oyster Trim WC = White Tub/Chrome Trim YC = Oyster Tub/Chrome Trim NOTE: \$125 Upgrade on Oyster \$50 Upgrade on Chrome Trim **Replace last letter in product code with color letter(s)
---	--	---	---	--

*See page 3 for available control options

**Replace last letter in product code with color letter(s)

ELARA® 7242
ELA7242

 **DROP-IN or UNDERMOUNT | 72"L x 42"W x 26"H**

Important: Elara® bathtubs are only compatible with the MF35 linear overflow drain.

Hydrotherapy Experience	Experience	Drain	Equipment Location	Controls	Lighting Availability	Heater	Whisper+ Technology®	Product Code	Bathtub Color	List Price W - White Y + \$125*
SOAKING BATH Shipping weight: 129 lbs.	B	U	X	X	None	No	No	ELA7242BUXXXX	W	\$2,672
			X	2	Chromatherapy	No	No	ELA7242BUX2CX	W	\$3,147
HEATED SOAK Shipping weight: 129 lbs.	B	L	R	2	None	Yes	No	ELA7242BLR2HS	W	\$3,467
				2	Chromatherapy	Yes	No	ELA7242BLR2HC	W	\$3,942
	B	R	L	2	None	Yes	No	ELA7242BRL2HS	W	\$3,467
				2	Chromatherapy	Yes	No	ELA7242BRL2HC	W	\$3,942
PURE AIR® BATH - 800w variable-speed heated air blower Shipping weight: 187 lbs.	A	L	R	2	None	No	No	ELA7242ALR2XX	W	\$6,793
				4	Chromatherapy	No	No	ELA7242ALR4CX	W	\$7,268
		R	L	2	None	No	No	ELA7242ARL2XX	W	\$6,793
				4	Chromatherapy	No	No	ELA7242ARL4CX	W	\$7,268

*Heated Soak baths are available in White only

ELARA® | ACCESSORIES

Required:

	Finish	Product Code	List Price
Linear overflow drain kit	White	MF35959	\$131
	Chrome	MF35827	\$131
	Brushed Nickel	MF35826	\$190
	Polished Nickel	MF35824	\$190
	Oil-Rubbed Bronze	MF35845	\$190

Recommended:

Lenire® luxury pillow	LEPI155T	See page 144
Tile flange kit	5817	See page 144
Chromatherapy color light kit — field installed	GD56	See page 144
Linear drain waste overflow pressure test kit	ML08000	See page 140
Linear Brass drain kit	MF75000	See page 140

HYDROTHERAPY EXPERIENCE CODES: B = Bath Soaking A = Pure Air® W = Whirlpool C = Salon® Spa Combination	LOCATION CODES: R = Right L = Left U = Universal X = Not Applicable	CONTROL CODES*: X = None 2 = J2 Basic Control 4 = J4 luxury Control 5 = J5 LCD Control	FEATURE CODES: XX = Not Applicable CX = Chromatherapy CH = Chromatherapy & Heater HS = Heated Soak HC = Heated Soak & Chromatherapy HX = Heater CP = Chromatherapy & Whisper+ Technology® IP = Illumatherapy™ & Whisper+ Technology®	COLOR CODES**: Soaking & Pure Air® Baths: W = White Y = Oyster Whirlpool & Salon® Spa Baths: WW = White Tub/White Trim YY = Oyster Tub/Oyster Trim WC = White Tub/Chrome Trim YC = Oyster Tub/Chrome Trim NOTE: \$125 Upgrade on Oyster \$50 Upgrade on Chrome Trim **Replace last letter in product code with color letter(s)
---	--	---	---	---

*See page 3 for available control options

**Replace last letter in product code with color letter(s)

ELARA® 7242
ELA7242

 **DROP-IN or UNDERMOUNT | 72"L x 42"W x 26"H**

Important: Elara® bathtubs are only compatible with the MF35 linear overflow drain.

Hydrotherapy Experience	Experience	Drain	Equipment Location	Controls	Lighting Availability	Heater	Whisper+ Technology®	Bathtub Color	Product Code With Bath Color	+ Add Jet Trim Finish Code			
										Color Matched		Upgrade	
										Jet Trim Finish	List Price	Jet Trim Finish (Chrome)	List Price
WHIRLPOOL - 10 SlimPro® jets - 4 TargetPro™ jets - Ultra quiet Whisper+ Technology® upgrade available Shipping weight: 187 lbs.	W	L	R	2	None	No	No	White	ELA7242WLR2XXW	W	\$6,793	C	\$6,843
				2	None	No	No	Oyster	ELA7242WLR2XXY	Y	\$6,918	C	\$6,968
				2	None	Yes	No	White	ELA7242WLR2HXW	W	\$7,188	C	\$7,238
				2	None	Yes	No	Oyster	ELA7242WLR2HXY	Y	\$7,313	C	\$7,363
				4	Chromatherapy	Yes	No	White	ELA7242WLR4CHW	W	\$7,663	C	\$7,713
				4	Chromatherapy	Yes	No	Oyster	ELA7242WLR4CHY	Y	\$7,788	C	\$7,838
				4	Chromatherapy	Yes	Yes	White	ELA7242WLR4CPW	W	\$8,258	C	\$8,308
				4	Chromatherapy	Yes	Yes	Oyster	ELA7242WLR4CPY	Y	\$8,383	C	\$8,433
				4	Illumatherapy™	Yes	Yes	White	ELA7242WLR4IPW	W	\$8,778	C	\$8,828
		4	Illumatherapy™	Yes	Yes	Oyster	ELA7242WLR4IPY	Y	\$8,903	C	\$8,953		
		R	L	2	None	No	No	White	ELA7242WRL2XXW	W	\$6,793	C	\$6,843
				2	None	No	No	Oyster	ELA7242WRL2XXY	Y	\$6,918	C	\$6,968
				2	None	Yes	No	White	ELA7242WRL2HXW	W	\$7,188	C	\$7,238
				2	None	Yes	No	Oyster	ELA7242WRL2HXY	Y	\$7,313	C	\$7,363
				4	Chromatherapy	Yes	No	White	ELA7242WRL4CHW	W	\$7,663	C	\$7,713
				4	Chromatherapy	Yes	No	Oyster	ELA7242WRL4CHY	Y	\$7,788	C	\$7,838
				4	Chromatherapy	Yes	Yes	White	ELA7242WRL4CPW	W	\$8,258	C	\$8,308
				4	Chromatherapy	Yes	Yes	Oyster	ELA7242WRL4CPY	Y	\$8,383	C	\$8,433
4	Illumatherapy™			Yes	Yes	White	ELA7242WRL4IPW	W	\$8,778	C	\$8,828		
4	Illumatherapy™	Yes	Yes	Oyster	ELA7242WRL4IPY	Y	\$8,903	C	\$8,953				

Note: Jet trim rings also available in Brushed Nickel and Oil-Rubbed Bronze finishes. Please contact Customer Service for special order.

ELARA® | ACCESSORIES

Required:

	Finish	Product Code	List Price
Linear overflow drain kit	White	MF35959	\$145
	Chrome	MF35827	\$145
	Brushed Nickel	MF35826	\$209
	Polished Nickel	MF35824	\$209
	Oil-Rubbed Bronze	MF35845	\$209

HYDROTHERAPY EXPERIENCE CODES: B = Bath Soaking A = Pure Air® W = Whirlpool C = Salon® Spa Combination	LOCATION CODES: R = Right L = Left U = Universal X = Not Applicable	CONTROL CODES*: X = None 2 = J2 Basic Control 4 = J4 luxury Control 5 = J5 LCD Control	FEATURE CODES: XX = Not Applicable CX = Chromatherapy CH = Chromatherapy & Heater HS = Heated Soak HC = Heated Soak & Chromatherapy HX = Heater CP = Chromatherapy & Whisper+ Technology® IP = Illumatherapy™ & Whisper+ Technology®	COLOR CODES**: Soaking & Pure Air® Baths: W = White Y = Oyster Whirlpool & Salon® Spa Baths WW = White Tub/White Trim YY = Oyster Tub/Oyster Trim WC = White Tub/Chrome Trim YC = Oyster Tub/Chrome Trim NOTE: \$125 Upgrade on Oyster \$50 Upgrade on Chrome Trim **Replace last letter in product code with color letter(s)
---	--	---	---	--

*See page 3 for available control options

**Replace last letter in product code with color letter(s)

ELARA® 7242
ELA7242

 **DROP-IN or UNDERMOUNT | 72"L x 42"W x 26"H**

Important: Elara® bathtubs are only compatible with the MF35 linear overflow drain.

Hydrotherapy Experience	Experience	Drain	Equipment Location	Controls	Lighting Availability	Heater	Whisper+ Technology®	Bathtub Color	Product Code With Bath Color	+ Add Jet Trim Finish Code			
										Color Matched		Upgrade	
										Jet Trim Finish	List Price	Jet Trim Finish (Chrome)	List Price
SALON® SPA - 10 SlimPro® jets - 4 TargetPro™ jets - Ultra quiet Whisper+ Technology® upgrade available - 900w variable-speed heated air blower Shipping weight: 209 lbs.	C	L	R	4	Chromatherapy	Yes	No	White	ELA7242CLR4CHW	W	\$12,040	C	\$12,090
				4	Chromatherapy	Yes	No	Oyster	ELA7242CLR4CHY	Y	\$12,165	C	\$12,215
				4	Chromatherapy	Yes	Yes	White	ELA7242CLR4CPW	W	\$12,635	C	\$12,685
				4	Chromatherapy	Yes	Yes	Oyster	ELA7242CLR4CPY	Y	\$12,760	C	\$12,810
				4	Illumatherapy™	Yes	Yes	White	ELA7242CLR4IPW	W	\$13,155	C	\$13,205
				4	Illumatherapy™	Yes	Yes	Oyster	ELA7242CLR4IPY	Y	\$13,280	C	\$13,330
				5	Chromatherapy	Yes	No	White	ELA7242CLR5CHW	W	\$12,935	C	\$12,985
				5	Chromatherapy	Yes	No	Oyster	ELA7242CLR5CHY	Y	\$13,060	C	\$13,110
				5	Chromatherapy	Yes	Yes	White	ELA7242CLR5CPW	W	\$13,530	C	\$13,580
				5	Chromatherapy	Yes	Yes	Oyster	ELA7242CLR5CPY	Y	\$13,655	C	\$13,705
	5	Illumatherapy™	Yes	Yes	White	ELA7242CLR5IPW	W	\$14,050	C	\$14,100			
	5	Illumatherapy™	Yes	Yes	Oyster	ELA7242CLR5IPY	Y	\$14,175	C	\$14,225			
	C	R	L	4	Chromatherapy	Yes	No	White	ELA7242CRL4CHW	W	\$12,040	C	\$12,090
				4	Chromatherapy	Yes	No	Oyster	ELA7242CRL4CHY	Y	\$12,165	C	\$12,215
				4	Chromatherapy	Yes	Yes	White	ELA7242CRL4CPW	W	\$12,635	C	\$12,685
				4	Chromatherapy	Yes	Yes	Oyster	ELA7242CRL4CPY	Y	\$12,760	C	\$12,810
				4	Illumatherapy™	Yes	Yes	White	ELA7242CRL4IPW	W	\$13,155	C	\$13,205
				4	Illumatherapy™	Yes	Yes	Oyster	ELA7242CRL4IPY	Y	\$13,280	C	\$13,330
				5	Chromatherapy	Yes	No	White	ELA7242CRL5CHW	W	\$12,935	C	\$12,985
				5	Chromatherapy	Yes	No	Oyster	ELA7242CRL5CHY	Y	\$13,060	C	\$13,110
5				Chromatherapy	Yes	Yes	White	ELA7242CRL5CPW	W	\$13,530	C	\$13,580	
5				Chromatherapy	Yes	Yes	Oyster	ELA7242CRL5CPY	Y	\$13,655	C	\$13,705	
5	Illumatherapy™	Yes	Yes	White	ELA7242CRL5IPW	W	\$14,050	C	\$14,100				
5	Illumatherapy™	Yes	Yes	Oyster	ELA7242CRL5IPY	Y	\$14,175	C	\$14,225				

Note: Jet trim rings also available in Brushed Nickel and Oil-Rubbed Bronze finishes. Please contact Customer Service for custom order.

<p>HYDROTHERAPY EXPERIENCE CODES:</p> <p>B = Bath Soaking A = Pure Air® W = Whirlpool C = Salon® Spa Combination</p>	<p>LOCATION CODES:</p> <p>R = Right L = Left U = Universal X = Not Applicable</p>	<p>CONTROL CODES*:</p> <p>X = None 2 = J2 Basic Control 4 = J4 luxury Control 5 = J5 LCD Control</p>	<p>FEATURE CODES:</p> <p>XX = Not Applicable CX = Chromatherapy CH = Chromatherapy & Heater HS = Heated Soak HC = Heated Soak & Chromatherapy HX = Heater CP = Chromatherapy & Whisper+ Technology® IP = Illumatherapy™ & Whisper+ Technology®</p>	<p>COLOR CODES**:</p> <p>Soaking & Pure Air® Baths: W = White Y = Oyster</p> <p>Whirlpool & Salon® Spa Baths WW = White Tub/White Trim YY = Oyster Tub/Oyster Trim WC = White Tub/Chrome Trim YC = Oyster Tub/Chrome Trim</p> <p>NOTE: \$125 Upgrade on Oyster \$50 Upgrade on Chrome Trim</p>
<p>*See page 3 for available control options</p>			<p>**Replace last letter in product code with color letter(s)</p>	

ELARA® | ACCESSORIES

Required:	Finish	Product Code	List Price
Linear overflow drain kit	White	MF35959	\$145
	Chrome	MF35827	\$145
	Brushed Nickel	MF35826	\$209
	Polished Nickel	MF35824	\$209
	Oil-Rubbed Bronze	MF35845	\$209

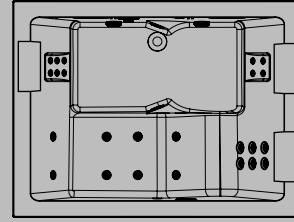
Recommended:

Lenire® luxury pillow	LEPI155T	See page 144
Tile flange kit	5817	See page 144
Chromatherapy color light kit — field installed	GD56	See page 144
Linear drain waste overflow pressure test kit	ML08000	See page 140
Linear Brass drain kit	MF75000	See page 140

Note: Jet trims come factory-installed on SlimPro® and TargetPro™ jets on Elara® Whirlpools and Salon® Spa bathtubs.

ELARA® PLUS

• ELARA® PLUS 7959



ELARA® PLUS WHIRLPOOL

ELARA® PLUS 7959 ELA7959



DROP-IN or UNDERMOUNT | 79"L x 59"W x 25.5"H

Important: HP55 drain kit included

Hydrotherapy Experience	Experience	Drain	Equipment Location	Controls	Lighting Availability	Heater	Whisper+ Technology®	Product Code With Bath Color	Jet Trim Finish	List Price
WHIRLPOOL BATH - (2) J4 control panels - (2) Ultra quiet Whisper+ Technology® pumps - Total of 28 jets for ideal massages - Includes 2 TargetPro™ jets - Includes 10 SlimPro® jets - Includes 16 SlimPro® mini jets - Chrome HP55 drain kit included - (1) LED-lit neck massaging waterfall - (1) Chromatherapy light - (3) Pillows - Optional upgrade: (2) J5 control panels Shipping weight: 350 lbs.	W	C	D	4	Chromatherapy	Yes	Yes	ELA7959WCD4CPW	C	\$18,564
	W	C	D	5	Chromatherapy	Yes	Yes	ELA7959WCD5CPW	C	\$19,459

Note: Jet trim rings also available in White. Please contact Customer Service for custom order.

HYDROTHERAPY EXPERIENCE CODES:

W = Whirlpool

LOCATION CODES:

C = Center
D = Dual

CONTROL CODES*:

4 = J4 Luxury Control
5 = J5 LCD Control

FEATURE CODES:

CP = Chromatherapy & Whisper+ Technology®


COLOR CODES:

WC = White Tub/Chrome Trim

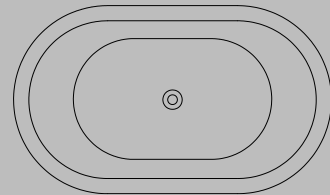
*See page 3 for available control options

ERA™

- ERA™ 6636
- ERA™ 7142
- ACCESSORIES



ERA™ WITH PEDESTAL



ERA™ SOAKING BATH

ERA™ 6636 ERD6636



FREESTANDING | 66"L x 36"W x 20"H*

*Height with all base options is 25"

Hydrotherapy Experience	Experience	Drain	Equipment Location	Controls	Lighting Availability	Heater	Product Code	Bathtub Color	List Price
SOAKING BATH - Claw feet or pedestal base is required and sold separately. - Drain, supply lines and filler sold separately Shipping weight: 129 lbs.	B	C	X	X	None	No	ERD6636BCXXXX	W	\$3,397

ERA™ 6636 | ACCESSORIES

Required:

Product Code: With Finish

List Price

Era™ bathtub ball and claw feet		EV01959 WHITE	\$721
		EV01827 CHROME	\$721
		EV01826 BRUSHED NICKEL	\$776
		EV01829 BRIGHT BRASS	\$776
Era™ bathtub pedestal base		EV17959 WHITE	\$962

Recommended:

Freestanding bathtub filler (wall-mounted or combine with EV16 supply lines to floor-mount)	EV19	See page 132
Freestanding bathtub supply lines with shutoffs (for floor-mount installations)	EV16	See page 132
Era™ freestanding toe-tap drain kit	EV23	See page 140

HYDROTHERAPY EXPERIENCE CODES:

B = Bath Soaking

LOCATION CODES:

C = Center

CONTROL CODES:

X = None

FEATURE CODES:

XX = Not Applicable

COLOR CODES:

W = White

HYDROTHERAPY EXPERIENCE CODES: B = Bath Soaking	LOCATION CODES: C = Center	CONTROL CODES: X = None	FEATURE CODES: XX = Not Applicable	COLOR CODES: W = White
---	--------------------------------------	-----------------------------------	--	----------------------------------

ERA™ 7142
ERD7142

 **FREESTANDING** | 71"L x 42"W x 20"H*
*Height with all base options is 25"

Hydrotherapy Experience	Experience	Drain	Equipment Location	Controls	Lighting Availability	Heater	Product Code	Bath tub Color	List Price
SOAKING BATH - Claw feet or pedestal base is required and sold separately. - Drain, supply lines and filler sold separately Shipping weight: 156 lbs.	B	C	X	X	None	No	ERD7142BCXXXX	W	\$3,611

ERA™ 7142 | ACCESSORIES

Required:

Product Code: With Finish List Price

Era™ bathtub ball and claw feet		EV01959 WHITE	\$721
		EV01827 CHROME	\$721
		EV01826 BRUSHED NICKEL	\$776
		EV01829 BRIGHT BRASS	\$776
Era™ bathtub pedestal base		EV14959 WHITE	\$962

Recommended:

Freestanding bathtub filler (wall-mounted or combine with EV16 supply lines to floor-mount)	EV19	See page 132
Freestanding bathtub supply lines with shutoffs (for floor-mount installations)	EV16	See page 132
Era™ freestanding toe-tap drain kit	EV23	See page 140

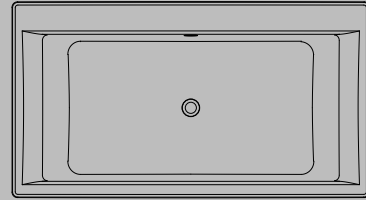
FIORE™

- FIORE™ 6232
- FIORE™ 6636
- ACCESSORIES

Deck-mount faucet compatible



FIORE™ 6636 SIDEVIEW



FIORE™ 6636 SOAKING BATH

FIORE™ 6232 FIF6232

FREESTANDING | 62" L x 32" W x 24.1" H

Hydrotherapy Experience	Experience	Drain	Equipment Location	Controls	Lighting Availability	Heater	Product Code	Bathtub Color	List Price
SOAKING BATH Shipping weight: 154 lbs.	B	C	X	X	None	No	FIF6232BCXXXX	W	\$2,753
							FIF6232BCXXXX	Y	\$2,878

FIORE™ 6636 FIF6636

FREESTANDING | 66" L x 36" W x 24.1" H

Hydrotherapy Experience	Experience	Drain	Equipment Location	Controls	Lighting Availability	Heater	Product Code	Bathtub Color	List Price
SOAKING BATH Shipping weight: 175 lbs.	B	C	X	X	None	No	FIF6636BCXXXX	W	\$2,903
							FIF6636BCXXXX	Y	\$3,028
PURE AIR® BATH - Remote 800w variable-speed heated air blower Shipping weight: 175 lbs.	A	C	X	2	None	No	FIF6636ACX2XX	W	\$5,281
							FIF6636ACX2XX	Y	\$5,406

FIORE™ | ACCESSORIES

Recommended:

Universal rotary/cable drain kit, 26" cable (Compatible only with Fiore™ Freestanding 6232)	HP55	See page 139
Universal deep soak drain kit (Compatible with non-jetted tubs only)	LH33	See page 139
Slip cover drain kit	PG35	See page 139
Lenire® luxury pillow	LEPI155T	See page 144
Drain alignment kit for freestanding bathtub installations	MZ20000	See page 140
Bath/shower shelf	PP58	See page 144

HYDROTHERAPY EXPERIENCE CODES:

B = Bath Soaking
A = Pure Air®

LOCATION CODES:

R = Right
L = Left
C = Center
X = Not Applicable

CONTROL CODES*:

X = None
2 = J2 Basic Control

FEATURE CODES:

XX = Not Applicable

COLOR CODES**:

W = White
Y = Oyster

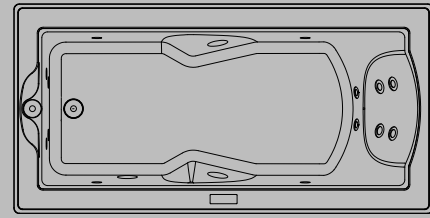
*See page 3 for available control options

NOTE:
\$125 Upgrade on Oyster

**Replace last letter in product code with color letter

FUZION®

- FUZION® 7236
- ACCESSORIES



FUZION® 7236 WHIRLPOOL

FUZION® 7236 FUZ7236



DROP-IN or UNDERMOUNT | 71"L x 36"W x 24"H

Hydrotherapy Experience	Experience	Drain	Equipment Location	Controls	Lighting Availability	Heater	Whisper Technology®	Product Code	Bathtub Color	List Price W=White Y + \$125 B + \$375
SOAKING BATH - Infinity-edge overflow, chrome drain included - (1) Ergonomically designed pillow - Optional wood deck (HB73) sold separately Shipping weight: 165 lbs.	B	U	X	X	None	No	No	FUZ7236BUXXXX	W	\$3,884
				2	Chromatherapy	No	No	FUZ7236BUX2CX	W	\$4,359
PURE AIR® BATH - 800w variable-speed heated air blower - Infinity-edge overflow, chrome drain included - (1) Ergonomically designed pillow - Optional wood deck sold separately (HB73) Shipping weight: 205 lbs.	A	L	R	4	Chromatherapy	No	No	FUZ7236ALR4CX	W	\$8,108
				5	Chromatherapy	No	No	FUZ7236ALR5CX	W	\$9,003
		R	L	4	Chromatherapy	No	No	FUZ7236ARL4CX	W	\$8,108
				5	Chromatherapy	No	No	FUZ7236ARL5CX	W	\$9,003
WHIRLPOOL BATH - 2 TargetPro™ jets - 12 SlimPro® jets - Infinity-edge overflow, chrome drain included - (1) Ergonomically designed pillow - Whirlpool maintenance heater - Optional wood deck (HB73) sold separately Shipping weight: 210 lbs.	W	L	R	4	Chromatherapy	Yes	No	FUZ7236WLR4CH	W	\$8,429
				4	Chromatherapy	Yes	Yes	FUZ7236WLR4CW	W	\$8,634
				4	Illumatherapy™	Yes	No	FUZ7236WLR4IH	W	\$8,949
				4	Illumatherapy™	Yes	Yes	FUZ7236WLR4IW	W	\$9,154
				5	Chromatherapy	Yes	No	FUZ7236WLR5CH	W	\$9,324
				5	Chromatherapy	Yes	Yes	FUZ7236WLR5CW	W	\$9,529
				5	Illumatherapy™	Yes	No	FUZ7236WLR5IH	W	\$9,844
				5	Illumatherapy™	Yes	Yes	FUZ7236WLR5IW	W	\$10,049

Note: Neck-massaging waterfall not available on Fuzion® 7236

Note: Jet trim rings also available in Chrome, Brushed Nickel and Oil-Rubbed Bronze finishes. Please contact Customer Service for custom order.

HYDROTHERAPY EXPERIENCE CODES:

B = Bath Soaking
A = Pure Air®
W = Whirlpool
C = Salon® Spa Combination

LOCATION CODES:

R = Right
L = Left
U = Universal
X = Not Applicable

CONTROL CODES*:

X = None
2 = J2 Basic Control
4 = J4 luxury Control
5 = J5 LCD Control

*See page 3 for available control options

FEATURE CODES:

XX = Not Applicable
CX = Chromatherapy
CH = Chromatherapy & Heater
CW = Chromatherapy, Heater & Whisper Technology®
IH = Illumatherapy™ & Heater
IW = Illumatherapy™, Heater & Whisper Technology®

COLOR CODES**:

W = White
Y = Oyster
B = Black

NOTE:
\$125 Upgrade on Oyster
\$375 Upgrade on Black

**Replace last letter in product code with color letter

HYDROTHERAPY EXPERIENCE CODES: B = Bath Soaking A = Pure Air® W = Whirlpool C = Salon® Spa Combination	LOCATION CODES: R = Right L = Left U = Universal X = Not Applicable	CONTROL CODES*: X = None 2 = J2 Basic Control 4 = J4 luxury Control 5 = J5 LCD Control <small>*See page 3 for available control options</small>	FEATURE CODES: XX = Not Applicable CX = Chromatherapy CH = Chromatherapy & Heater CW = Chromatherapy, Heater & Whisper Technology® IH = Illumatherapy™ & Heater IW = Illumatherapy™, Heater & Whisper Technology®	COLOR CODES**: W = White Y = Oyster B = Black NOTE: \$125 Upgrade on Oyster \$375 Upgrade on Black <small>**Replace last letter in product code with color letter</small>
---	--	---	--	---

FUZION® 7236
FUZ7236

 **DROP-IN or UNDERMOUNT | 71"L x 36"W x 24"H**

Hydrotherapy Experience	Experience	Drain	Equipment Location	Controls	Lighting Availability	Heater	Whisper Technology®	Product Code	Bathtub Color	List Price W - White Y + \$125 B + \$375
WHIRLPOOL BATH - 2 TargetPro™ jets - 12 SlimPro® jets - Infinity-edge overflow, chrome drain included - (1) Ergonomically designed pillow - Whirlpool maintenance heater - Optional wood deck (HB73) sold separately Shipping weight: 210 lbs.	W	R	L	4	Chromatherapy	Yes	No	FUZ7236WRL4CH	W	\$8,429
				4	Chromatherapy	Yes	Yes	FUZ7236WRL4CW	W	\$8,634
				4	Illumatherapy™	Yes	No	FUZ7236WRL4IH	W	\$8,949
				4	Illumatherapy™	Yes	Yes	FUZ7236WRL4IW	W	\$9,154
				5	Chromatherapy	Yes	No	FUZ7236WRL5CH	W	\$9,324
				5	Chromatherapy	Yes	Yes	FUZ7236WRL5CW	W	\$9,529
				5	Illumatherapy™	Yes	No	FUZ7236WRL5IH	W	\$9,844
				5	Illumatherapy™	Yes	Yes	FUZ7236WRL5IW	W	\$10,049
SALON® SPA COMBINATION - 2 TargetPro™ jets - 12 SlimPro® jets - Infinity-edge overflow, chrome drain included - (1) Ergonomically designed pillow - Whirlpool maintenance heater - 900w variable-speed heated air blower - Optional wood deck (HB73) sold separately Shipping weight: 256 lbs.	C	R	L	4	Chromatherapy	Yes	No	FUZ7236CRL4CH	W	\$9,855
				4	Chromatherapy	Yes	Yes	FUZ7236CRL4CW	W	\$10,060
				4	Illumatherapy™	Yes	No	FUZ7236CRL4IH	W	\$10,375
				4	Illumatherapy™	Yes	Yes	FUZ7236CRL4IW	W	\$10,580
				5	Chromatherapy	Yes	No	FUZ7236CRL5CH	W	\$10,750
				5	Chromatherapy	Yes	Yes	FUZ7236CRL5CW	W	\$10,955
				5	Illumatherapy™	Yes	No	FUZ7236CRL5IH	W	\$11,270
				5	Illumatherapy™	Yes	Yes	FUZ7236CRL5IW	W	\$11,475

Note: Neck-massaging waterfall not available on Fuzion® 7236
 Note: Jet trim rings also available in Chrome, Brushed Nickel and Oil-Rubbed Bronze finishes. Please contact Customer Service for custom order.

FUZION® | ACCESSORIES

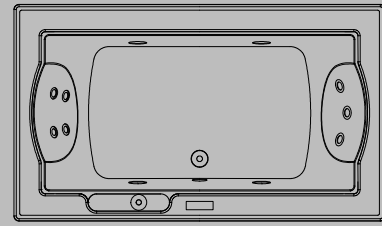
Recommended:

Fuzion® replacement pillow, 5.2" x 20"	DD50	See page 144
Chromatherapy color light kit — field installed	GD56	See page 144

Chrome twist and turn drain included. For alternate finishes replace with standard parts (1.5" drain elbow).
 Note: Jet trim not available for AccuPro™ jets on Fuzion® Whirlpools and Salon® Spa bathtubs.

FUZION®

- FUZION® 7242
- ACCESSORIES



FUZION® 7242 WHIRLPOOL

FUZION® 7242 FUZ7242



DROP-IN* or UNDERMOUNT | 72"L x 42"W x 24"H

Hydrotherapy Experience	Experience	Drain	Equipment Location	Controls	Lighting Availability	Heater	Whisper Technology®	Product Code	Bathtub Color	List Price W - White Y + \$125 B + \$375
SOAKING BATH - Infinity-edge overflow, chrome drain included - (2) Ergonomically designed pillows - Optional wood deck (GP95) sold separately Shipping weight: 167 lbs.	B	C	X	X	None	No	No	FUZ7242BCXXXX	W	\$4,059
				2	Chromatherapy	No	No	FUZ7242BCX2CX	W	\$4,534
PURE AIR® BATH - 800w variable-speed heated air blower - Infinity-edge overflow, chrome drain included - (2) Ergonomically designed pillows - Optional wood deck (GU05) sold separately Shipping weight: 225 lbs.	A	C	R	4	Chromatherapy	No	No	FUZ7242ACR4CX	W	\$8,277
				5	Chromatherapy	No	No	FUZ7242ACR5CX	W	\$9,172
WHIRLPOOL BATH - 4 TargetPro™ jets - 7 SlimPro® jets - Infinity-edge overflow, chrome drain included - (2) Neck massaging waterfalls - Chromatherapy upgrade comprised of lighted neck-massaging waterfalls - (2) Ergonomically designed pillows - Whirlpool maintenance heater - Optional wood deck (GU05) sold separately Shipping weight: 249 lbs.	W	C	R	4	Chromatherapy	Yes	No	FUZ7242WCR4CH	W	\$11,232
				4	Chromatherapy	Yes	Yes	FUZ7242WCR4CW	W	\$11,437
				4	Illumatherapy™	Yes	No	FUZ7242WCR4IH	W	\$11,752
				4	Illumatherapy™	Yes	Yes	FUZ7242WCR4IW	W	\$11,957
				5	Chromatherapy	Yes	No	FUZ7242WCR5CH	W	\$12,127
				5	Chromatherapy	Yes	Yes	FUZ7242WCR5CW	W	\$12,332
				5	Illumatherapy™	Yes	No	FUZ7242WCR5IH	W	\$12,647
				5	Illumatherapy™	Yes	Yes	FUZ7242WCR5IW	W	\$12,852

Note: Jet trim rings also available in Chrome, Brushed Nickel and Oil-Rubbed Bronze finishes. Please contact Customer Service for custom order.

HYDROTHERAPY EXPERIENCE CODES:

B = Bath Soaking
A = Pure Air®
W = Whirlpool
C = Salon® Spa Combination

LOCATION CODES:

C = Center
R = Right
X = Not Applicable

CONTROL CODES*:

X = None
2 = J2 Basic Control
4 = J4 luxury Control
5 = J5 LCD Control

*See page 3 for available control options

FEATURE CODES:

XX = Not Applicable
CX = Chromatherapy
CH = Chromatherapy & Heater
CW = Chromatherapy, Heater & Whisper Technology®
IH = Illumatherapy™ & Heater
IW = Illumatherapy™, Heater & Whisper Technology®

COLOR CODES**:

W = White
Y = Oyster
B = Black

NOTE:
\$125 Upgrade on Oyster
\$375 Upgrade on Black

**Replace last letter in product code with color letter

HYDROTHERAPY EXPERIENCE CODES: B = Bath Soaking A = Pure Air® W = Whirlpool C = Salon® Spa Combination	LOCATION CODES: C = Center R = Right X = Not Applicable	CONTROL CODES*: X = None 2 = J2 Basic Control 4 = J4 Luxury Control 5 = J5 LCD Control <small>*See page 3 for available control options</small>	FEATURE CODES: XX = Not Applicable CX = Chromatherapy CH = Chromatherapy & Heater CW = Chromatherapy, Heater & Whisper Technology® IH = Illumatherapy™ & Heater IW = Illumatherapy™, Heater & Whisper Technology®	COLOR CODES**: W = White Y = Oyster B = Black NOTE: \$125 Upgrade on Oyster \$375 Upgrade on Black <small>**Replace last letter in product code with color letter</small>
---	---	---	--	---

FUZION® 7242
FUZ7242

 **DROP-IN* or UNDERMOUNT | 72"L x 42"W x 24"H**

Hydrotherapy Experience	Experience	Drain	Equipment Location	Controls	Lighting Availability	Heater	Whisper Technology®	Product Code	Bathtub Color	List Price W - White Y + \$125 B + \$375
SALON® SPA COMBINATION - 4 TargetPro™ jets - 7 SlimPro® jets - (2) Neck massaging waterfalls - Chromatherapy upgrade comprised of lighted neck-massaging waterfalls - (2) Ergonomically designed pillows - Infinity-edge overflow, chrome drain included - Whirlpool maintenance heater - 900w variable-speed heated air blower - Optional wood deck (GU05) sold separately Shipping weight: 274 lbs.	C	C	R	4	Chromatherapy	Yes	No	FUZ7242CCR4CH	W	\$13,045
				4	Chromatherapy	Yes	Yes	FUZ7242CCR4CW	W	\$13,250
				4	Illumatherapy™	Yes	No	FUZ7242CCR4IH	W	\$13,565
				4	Illumatherapy™	Yes	Yes	FUZ7242CCR4IW	W	\$13,770
				5	Chromatherapy	Yes	No	FUZ7242CCR5CH	W	\$13,940
				5	Chromatherapy	Yes	Yes	FUZ7242CCR5CW	W	\$14,145
				5	Illumatherapy™	Yes	No	FUZ7242CCR5IH	W	\$14,460
				5	Illumatherapy™	Yes	Yes	FUZ7242CCR5IW	W	\$14,665

Note: Jet trim rings also available in Chrome, Brushed Nickel and Oil-Rubbed Bronze finishes. Please contact Customer Service for custom order.

FUZION® | ACCESSORIES

Recommended:

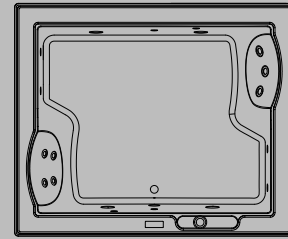
Fuzion® replacement pillow, 5.2" x 20"	DD50	See page 144
Chromatherapy color light kit — field installed	GD56	See page 144

Chrome twist and turn drain included. For alternate finishes replace with standard parts (1.5" drain elbow).

Note: Jet trim not available for AccuPro™ jets on Fuzion® Whirlpools and Salon® Spa bathtubs.

FUZION®

- FUZION® 7260
- ACCESSORIES



FUZION® 7260 WHIRLPOOL

FUZION® 7260 FUZ7260



DROP-IN* or UNDERMOUNT | 72"L x 60"W x 24"H

Hydrotherapy Experience	Experience	Drain	Equipment Location	Controls	Lighting Availability	Heater	Whisper Technology®	Product Code	Bathtub Color	List Price W - White Y + \$125 B + \$375
SOAKING BATH - Infinity-edge overflow, chrome drain included - (2) Ergonomically designed pillows - Optional wood deck (HB75) sold separately Shipping weight: 230 lbs.	B	C	X	X	None	No	No	FUZ7260BCXXXX	W	\$4,766
				2	Chromatherapy	No	No	FUZ7260BCX2CX	W	\$5,241
PURE AIR® BATH - 800w variable-speed heated air blower - Infinity-edge overflow, chrome drain included - (2) Ergonomically designed pillows - Optional wood deck (HB74) sold separately Shipping weight: 300 lbs.	A	C	R	4	Chromatherapy	No	No	FUZ7260ACR4CX	W	\$8,996
				5	Chromatherapy	No	No	FUZ7260ACR5CX	W	\$9,891
WHIRLPOOL SINGLE ZONE - 4 TargetPro™ jets - 11 SlimPro® jets - Infinity-edge overflow, chrome drain included - (2) Neck massaging waterfalls - Chromatherapy upgrade comprised of lighted neck-massaging waterfalls - (2) Ergonomically designed pillows - Whirlpool maintenance heater - Optional wood deck (HB74) sold separately Shipping weight: 287 lbs.	W	C	R	4	Chromatherapy	Yes	No	FUZ7260WCR4CH	W	\$11,480
				4	Chromatherapy	Yes	Yes	FUZ7260WCR4CW	W	\$11,685
				4	Illumatherapy™	Yes	No	FUZ7260WCR4IH	W	\$12,000
				4	Illumatherapy™	Yes	Yes	FUZ7260WCR4IW	W	\$12,205
				5	Chromatherapy	Yes	No	FUZ7260WCR5CH	W	\$12,375
				5	Chromatherapy	Yes	Yes	FUZ7260WCR5CW	W	\$12,580
				5	Illumatherapy™	Yes	No	FUZ7260WCR5IH	W	\$12,895
				5	Illumatherapy™	Yes	Yes	FUZ7260WCR5IW	W	\$13,100
			L	4	Chromatherapy	Yes	No	FUZ7260WCL4CH	W	\$11,480
				4	Chromatherapy	Yes	Yes	FUZ7260WCL4CW	W	\$11,685
				4	Illumatherapy™	Yes	No	FUZ7260WCL4IH	W	\$12,000
				4	Illumatherapy™	Yes	Yes	FUZ7260WCL4IW	W	\$12,205
				5	Chromatherapy	Yes	No	FUZ7260WCL5CH	W	\$12,375
				5	Chromatherapy	Yes	Yes	FUZ7260WCL5CW	W	\$12,580
				5	Illumatherapy™	Yes	No	FUZ7260WCL5IH	W	\$12,895
				5	Illumatherapy™	Yes	Yes	FUZ7260WCL5IW	W	\$13,100

Note: Jet trim rings also available in Chrome, Brushed Nickel and Oil-Rubbed Bronze finishes. Please contact Customer Service for custom order.

HYDROTHERAPY EXPERIENCE CODES:

B = Bath Soaking
A = Pure Air®
W = Whirlpool
C = Salon® Spa Combination

LOCATION CODES:

C = Center
R = Right
L = Left
D = Dual
X = Not Applicable

CONTROL CODES*:

X = None
2 = J2 Basic Control
4 = J4 luxury Control
5 = J5 LCD Control

*See page 3 for available control options

FEATURE CODES:

XX = Not Applicable
CX = Chromatherapy
CH = Chromatherapy & Heater
CW = Chromatherapy, Heater & Whisper Technology®
IH = Illumatherapy™ & Heater
IW = Illumatherapy™, Heater & Whisper Technology®

COLOR CODES**:

W = White
Y = Oyster
B = Black

NOTE:
\$125 Upgrade on Oyster
\$375 Upgrade on Black

**Replace last letter in product code with color letter

HYDROTHERAPY EXPERIENCE CODES: B = Bath Soaking A = Pure Air® W = Whirlpool C = Salon® Spa Combination	LOCATION CODES: C = Center R = Right L = Left D = Dual X = Not Applicable	CONTROL CODES*: X = None 2 = J2 Basic Control 4 = J4 Luxury Control 5 = J5 LCD Control <small>*See page 3 for available control options</small>	FEATURE CODES: XX = Not Applicable CX = Chromatherapy CH = Chromatherapy & Heater CW = Chromatherapy, Heater & Whisper Technology® IH = Illumatherapy™ & Heater IW = Illumatherapy™, Heater & Whisper Technology®	COLOR CODES**: W = White Y = Oyster B = Black NOTE: \$125 Upgrade on Oyster \$375 Upgrade on Black <small>**Replace last letter in product code with color letter</small>
---	---	---	--	---

FUZION® 7260
FUZ7260

 **DROP-IN* or UNDERMOUNT | 72"L x 60"W x 24"H**

Hydrotherapy Experience	Experience	Drain	Equipment Location	Controls	Lighting Availability	Heater	Whisper Technology®	Product Code	Bathtub Color	List Price W - White Y + \$125 B + \$375
WHIRLPOOL DUAL ZONE - (2) control panels and pump/motors - 4 TargetPro™ jets - 19 SlimPro® jets - Infinity-edge overflow, chrome drain included - (2) Neck massaging waterfalls - Chromatherapy upgrade comprised of lighted neck-massaging waterfalls - (2) Ergonomically designed pillows - (2) Whirlpool maintenance heaters - Optional wood deck (HB76) sold separately Shipping weight: 322 lbs.	W	C	D	4	Chromatherapy	Yes	No	FUZ7260WCD4CH	W	\$12,682
				4	Chromatherapy	Yes	Yes	FUZ7260WCD4CW	W	\$12,887
				4	Illumatherapy™	Yes	No	FUZ7260WCD4IH	W	\$13,202
				4	Illumatherapy™	Yes	Yes	FUZ7260WCD4IW	W	\$13,407
				5	Chromatherapy	Yes	No	FUZ7260WCD5CH	W	\$13,577
				5	Chromatherapy	Yes	Yes	FUZ7260WCD5CW	W	\$13,782
				5	Illumatherapy™	Yes	No	FUZ7260WCD5IH	W	\$14,097
				5	Illumatherapy™	Yes	Yes	FUZ7260WCD5IW	W	\$14,302
SALON® SPA COMBINATION - 4 TargetPro™ jets - 11 SlimPro® jets - Infinity-edge overflow, chrome drain included - (2) Neck massaging waterfalls - Chromatherapy upgrade comprised of lighted neck-massaging waterfalls - (2) Ergonomically designed pillows - Whirlpool maintenance heater - 900w variable-speed heated air blower - Optional wood deck (HB74) sold separately Shipping weight: 346 lbs.	C	C	R	4	Chromatherapy	Yes	No	FUZ7260CCR4CH	W	\$13,399
				4	Chromatherapy	Yes	Yes	FUZ7260CCR4CW	W	\$13,604
				4	Illumatherapy™	Yes	No	FUZ7260CCR4IH	W	\$13,919
				4	Illumatherapy™	Yes	Yes	FUZ7260CCR4IW	W	\$14,124
				5	Chromatherapy	Yes	No	FUZ7260CCR5CH	W	\$14,294
				5	Chromatherapy	Yes	Yes	FUZ7260CCR5CW	W	\$14,499
				5	Illumatherapy™	Yes	No	FUZ7260CCL4IHW	W	\$14,818
			5	Illumatherapy™	Yes	Yes	FUZ7260CCR5IWW	W	\$15,019	
			L	4	Chromatherapy	Yes	No	FUZ7260CCL4CHW	W	\$13,399
				4	Chromatherapy	Yes	Yes	FUZ7260CCL4CWW	W	\$13,604
				4	Illumatherapy™	Yes	No	FUZ7260CC4IHW	W	\$13,919
				4	Illumatherapy™	Yes	Yes	FUZ7260CCL4IWW	W	\$14,124
				5	Chromatherapy	Yes	No	FUZ7260CCL5CHW	W	\$14,294
				5	Chromatherapy	Yes	Yes	FUZ7260CCL5CWW	W	\$14,499
5	Illumatherapy™	Yes		No	FUZ7260CCL5IHW	W	\$14,814			
5	Illumatherapy™	Yes	Yes	FUZ7260CCL5IWW	W	\$15,019				

Note: Jet trim rings also available in Chrome, Brushed Nickel and Oil-Rubbed Bronze finishes. Please contact Customer Service for custom order.

FUZION® | ACCESSORIES

Recommended:

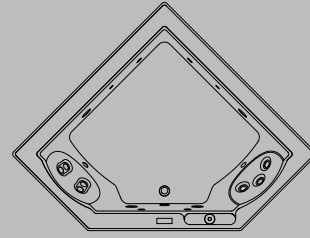
Fuzion® replacement pillow, 5.2" x 20"	DD50	See page 144
Chromatherapy color light kit — field installed	GD56	See page 144

Chrome twist and turn drain included. For alternate finishes replace with standard parts (1.5" drain elbow).

Note: Jet trim not available for AccuPro™ jets on Fuzion® Whirlpools and Salon® Spa bathtubs.

FUZION®

- FUZION® 6666 CORNER
- ACCESSORIES



FUZION® 6666 WHIRLPOOL

FUZION® 6666 CORNER FUZ6666



DROP-IN* or UNDERMOUNT | 66"L x 66"W x 24"H

Hydrotherapy Experience	Experience	Drain	Equipment Location	Controls	Lighting Availability	Heater	Whisper Technology®	Product Code	Bathtub Color	List Price W - White Y + \$125 B + \$375
SOAKING BATH - Infinity-edge overflow, chrome drain included - (2) Ergonomically designed pillows - Optional wood deck (HB79) sold separately Shipping weight: 220 lbs.	B	C	X	X	None	No	No	FUZ6666BCXXXX	W	\$4,603
				2	Chromatherapy	No	No	FUZ6666BCX2CX	W	\$5,078
PURE AIR® BATH - 800w variable-speed heated air blower - Infinity-edge overflow, chrome drain included - (2) Ergonomically designed pillows - Optional wood deck (HB78) sold separately Shipping weight: 280 lbs.	A	C	R	4	Chromatherapy	No	No	FUZ6666ACR4CX	W	\$8,857
				5	Chromatherapy	No	No	FUZ6666ACR5CX	W	\$9,752
WHIRLPOOL BATH - 4 TargetPro™ jets - 11 SlimPro® jets - Infinity-edge overflow, chrome drain included - (2) Neck massaging waterfalls - Chromatherapy upgrade comprised of lighted neck-massaging waterfalls - (2) Ergonomically designed pillows - Whirlpool maintenance heater - Optional wood deck (HB78) sold separately Shipping weight: 273 lbs.	W	C	R	4	Chromatherapy	Yes	No	FUZ6666WCR4CH	W	\$11,320
				4	Chromatherapy	Yes	Yes	FUZ6666WCR4CW	W	\$11,525
				4	Illumatherapy™	Yes	No	FUZ6666WCR4IH	W	\$11,840
				4	Illumatherapy™	Yes	Yes	FUZ6666WCR4IW	W	\$12,045
				5	Chromatherapy	Yes	No	FUZ6666WCR5CH	W	\$12,215
				5	Chromatherapy	Yes	Yes	FUZ6666WCR5CW	W	\$12,420
				5	Illumatherapy™	Yes	No	FUZ6666WCR5IH	W	\$12,735
				5	Illumatherapy™	Yes	Yes	FUZ6666WCR5IW	W	\$12,940
			L	4	Chromatherapy	Yes	No	FUZ6666WCL4CH	W	\$11,320
				4	Chromatherapy	Yes	Yes	FUZ6666WCL4CW	W	\$11,525
				4	Illumatherapy™	Yes	No	FUZ6666WCL4IH	W	\$11,840
				4	Illumatherapy™	Yes	Yes	FUZ6666WCL4IW	W	\$12,045
				5	Chromatherapy	Yes	No	FUZ6666WCL5CH	W	\$12,215
				5	Chromatherapy	Yes	Yes	FUZ6666WCL5CW	W	\$12,420
			5	Illumatherapy™	Yes	No	FUZ6666WCL5IH	W	\$12,735	
			5	Illumatherapy™	Yes	Yes	FUZ6666WCL5IW	W	\$12,940	

Note: Jet trim rings also available in Chrome, Brushed Nickel and Oil-Rubbed Bronze finishes. Please contact Customer Service for custom order.

HYDROTHERAPY EXPERIENCE CODES: B = Bath Soaking A = Pure Air® W = Whirlpool C = Salon® Spa Combination	LOCATION CODES: C = Center R = Right L = Left X = Not Applicable	CONTROL CODES*: X = None 2 = J2 Basic Control 4 = J4 luxury Control 5 = J5 LCD Control	FEATURE CODES: XX = Not Applicable CX = Chromatherapy CH = Chromatherapy & Heater CW = Chromatherapy, Heater & Whisper Technology® IH = Illumatherapy™ & Heater IW = Illumatherapy™, Heater & Whisper Technology®	COLOR CODES**: W = White Y = Oyster B = Black NOTE: \$125 Upgrade on Oyster \$375 Upgrade on Black **Replace last letter in product code with color letter
---	---	---	--	--

*See page 3 for available control options

HYDROTHERAPY EXPERIENCE CODES: B = Bath Soaking A = Pure Air® W = Whirlpool C = Salon® Spa Combination	LOCATION CODES: C = Center R = Right L = Left U = Universal F = Right Front X = Not Applicable	CONTROL CODES*: X = None 2 = J2 Basic Control 4 = J4 luxury Control 5 = J5 LCD Control <small>*See page 3 for available control options</small>	FEATURE CODES: XX = Not Applicable CX = Chromatherapy CH = Chromatherapy & Heater CW = Chromatherapy, Heater & Whisper Technology® IH = Illumatherapy™ & Heater IW = Illumatherapy™, Heater & Whisper Technology®	COLOR CODES**: W = White Y = Oyster B = Black NOTE: \$125 Upgrade on Oyster \$375 Upgrade on Black <small>**Replace last letter in product code with color letter</small>
---	---	---	--	---

**FUZION® 6666 CORNER
FUZ6666**



DROP-IN* or UNDERMOUNT | 66"L x 66"W x 24"H

Hydrotherapy Experience	Experience	Drain	Equipment Location	Controls	Lighting Availability	Heater	Whisper Technology®	Product Code	Bathub Color	List Price W - White Y + \$125 B + \$375
SALON® SPA COMBINATION - 4 TargetPro™ jets - 11 SlimPro® jets - Infinity-edge overflow, chrome drain included - (2) Neck massaging waterfalls - Chromatherapy upgrade comprised of lighted neck-massaging waterfalls - (2) Ergonomically designed pillows - Whirlpool maintenance heater - 900w variable-speed heated air blower - Optional wood deck (HB78) sold separately Shipping weight: 308 lbs.	C	C	R	4	Chromatherapy	Yes	No	FUZ6666CCR4CH	W	\$13,240
				4	Chromatherapy	Yes	Yes	FUZ6666CCR4CW	W	\$13,445
				4	Illumatherapy™	Yes	No	FUZ6666CCR4IH	W	\$13,760
				4	Illumatherapy™	Yes	Yes	FUZ6666CCR4IW	W	\$13,965
				5	Chromatherapy	Yes	No	FUZ6666CCR5CH	W	\$14,135
				5	Chromatherapy	Yes	Yes	FUZ6666CCR5CW	W	\$14,340
				5	Illumatherapy™	Yes	No	FUZ6666CCR5IH	W	\$14,655
				5	Illumatherapy™	Yes	Yes	FUZ6666CCR5IW	W	\$14,860

Note: Jet trim rings also available in Chrome, Brushed Nickel and Oil-Rubbed Bronze finishes. Please contact Customer Service for custom order.

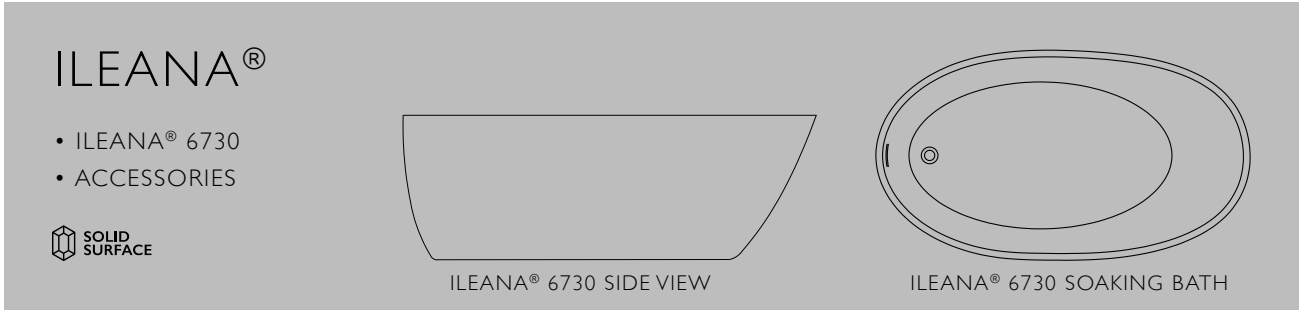
FUZION® | ACCESSORIES

Recommended:

Fuzion® replacement pillow, 5.2" x 20"	DD50	See page 144
Chromatherapy color light kit — field installed	GD56	See page 144

Chrome twist and turn drain included. For alternate finishes replace with standard parts (1.5" drain elbow).

Note: Jet trim not available for AccuPro™ jets on Fuzion® Whirlpools and Salon® Spa bathtubs.



ILEANA®

- ILEANA® 6730
- ACCESSORIES



ILEANA® 6730 SIDE VIEW

ILEANA® 6730 SOAKING BATH

ILEANA® 6730 ILF6730

FREESTANDING | 67" L x 30" W x 24.5" H

Hydrotherapy Experience	Experience	Drain	Equipment Location	Controls	Lighting Availability	Color	Inside Finish	Outside Finish	Product Code	List Price
SOAKING BATH - Luxecast® Solid Surface - Integral linear overflow Shipping weight: 203 lbs.	B	U	X	X	None	White	Gloss	Gloss	ILF6730BUXXXXG	\$7,780
					None	White	Matte	Matte	ILF6730BUXXXXM	\$7,780

Note: An integral linear overflow and white texture-matched toe tap drain kit is included with the bathtub.

ILEANA® | ACCESSORIES

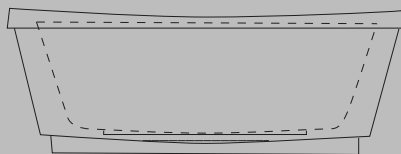
Recommended:

ileana® Sink	ILV1717	See page 156
Lenire® luxury pillow	LEPI155T	See page 144
Drain alignment kit for freestanding bathtub installations	MZ20000	See page 140
Bath/shower shelf	PP58	See page 144

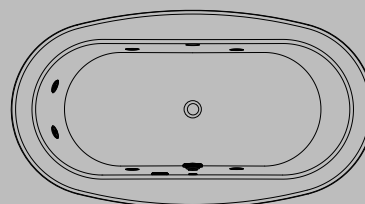
<p>HYDROTHERAPY EXPERIENCE CODES:</p> <p>B = Bath Soaking</p>	<p>LOCATION CODES:</p> <p>U = Universal</p>	<p>CONTROL CODES:</p> <p>X = None</p>	<p>FEATURE CODES:</p> <p>XX = Not Applicable</p>	<p>COLOR CODES:</p> <p>G = Gloss White M = Matte White</p>
---	---	---------------------------------------	--	--

INIZIO™

- INIZIO™ 6636
- ACCESSORIES



INIZIO™ SIDE VIEW



INIZIO™ TOP VIEW

INIZIO™ 6636 INF6636



FREESTANDING | 66" L x 36" W x 24" H

Hydrotherapy Experience	Experience	Drain	Equipment Location	Controls	Lighting Availability	Heater	Product Code	Bathtub Color	List Price
SOAKING BATH Shipping weight: 175 lbs.	B	U	X	X	None	No	INF6636BCXXXX	W	\$2,922
HEATED SOAK Shipping weight: 175 lbs.	B	U	R	I	None	Yes	INF6636BCRIHSW	W	\$3,717

Hydrotherapy Experience	Experience	Drain	Equipment Location	Controls	Lighting Availability	Heater	Whisper+ Technology®	Product Code With White	List Price
WHIRLPOOL - 6 PointPro® jets - Ultra quiet Whisper+ Technology® standard Shipping weight: 190 lbs.	W	C	R	I	None	Yes	Yes	INF6636WCRIXPW	\$5,513

INIZIO™ | ACCESSORIES

Recommended:

Ileana® Sink	ILV1717	See page 156
Lenire® luxury pillow	LEPI155T	See page 144
Drain alignment kit for freestanding bathtub installations	MZ20000	See page 140
Bath/shower shelf	PP58	See page 144

HYDROTHERAPY EXPERIENCE CODES:

B = Bath Soaking
W = Whirlpool

LOCATION CODES:

C = Center
R = Right
X = Not Applicable

CONTROL CODES*:

X = None
I = Manual On/Off

FEATURE CODES:

XX = Not Applicable
XP = Whisper+ Technology®
HS = Heated Soak

COLOR CODES**:


WW= White Bath/White Jet Ring

*See page 3 for available control options

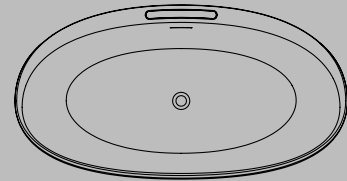
**Replace last letter in product code with color letter

KARINA®

- KARINA® 6534
- ACCESSORIES



KARINA® 6534 SIDE VIEW



KARINA® 6534 SOAKING BATH

KARINA® 6534 KAF6534

FREESTANDING | 65" L x 34.6" W x 24" H

Hydrotherapy Experience	Experience	Drain	Equipment Location	Controls	Lighting Availability	Color	Inside Finish	Outside Finish	Product Code	List Price
SOAKING BATH - Luxecast® Solid Surface - Integral linear overflow - Integrated ledge for storage Shipping weight: 265 lbs.	B	C	X	X	None	White	Gloss	Gloss	KAF6534BCXXXXG	\$8,091
					None	White	Matte	Matte	KAF6534BCXXXXM	\$8,091

Note: An integral linear overflow and white texture-matched toe tap drain kit is included with the bathtub.

KARINA® | ACCESSORIES

Recommended:

Ileana® Sink	ILV1717	See page 156
Lenire® luxury pillow	LEPI155T	See page 144
Drain alignment kit for freestanding bathtub installations	MZ20000	See page 140
Bath/shower shelf	PP58	See page 144

HYDROTHERAPY EXPERIENCE CODES:

B = Bath Soaking

LOCATION CODES:

C = Center

CONTROL CODES:

X = None

FEATURE CODES:


XX = Not Applicable

COLOR CODES:

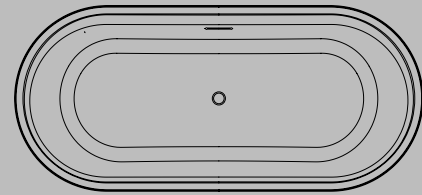
G = Gloss White
M = Matte White

LEONORA®

- LEONORA® 6530
- ACCESSORIES




LEONORA® 6530 SIDE VIEW



LEONORA® 6530 SOAKING BATH

LEONORA® 6530 LEF6530

 FREESTANDING | 65" L x 30" W x 24" H

Hydrotherapy Experience	Experience	Drain	Equipment Location	Controls	Lighting Availability	Color	Inside Finish	Outside Finish	Product Code	List Price
SOAKING BATH - Luxecast® Solid Surface - Integral linear overflow Shipping weight: 518 lbs.	B	C	X	X	None	White	Gloss	Gloss	LEF6530BCXXXXG	\$8,091
					None	White	Matte	Matte	LEF6530BCXXXXM	\$8,091

Note: An integral linear overflow and white texture-matched toe tap drain kit is included with the bathtub.

LEONORA® | ACCESSORIES

Recommended:

Leonora® Sink	LEVI515	See page 156
Lenire® luxury pillow	LEPI155T	See page 144
Drain alignment kit for freestanding bathtub installations	MZ20000	See page 140
Bath/shower shelf	PP58	See page 144

HYDROTHERAPY EXPERIENCE CODES:

B = Bath Soaking

LOCATION CODES:

C = Center

CONTROL CODES:

X = None

FEATURE CODES:

XX = Not Applicable

COLOR CODES:

G = Gloss White
M = Matte White

LINEA®

- LINEA® 6030
- LINEA® 6032
- LINEA® 6036
- LINEA® 6632
- ACCESSORIES



LINEA® WHIRLPOOL

LINEA® 6030 LIN6030



DROP-IN OR UNDERMOUNT | 60"L x 30"W x 22"H

Important: Linea® bathtubs are only compatible with the MF35 linear overflow drain.

Hydrotherapy Experience	Experience	Drain	Equipment Location	Controls	Lighting Availability	Heater	Whisper+ Technology®	Product Code	Bathtub Color	List Price
SOAKING BATH Shipping weight: 70 lbs.	B	U	X	X	None	No	No	LIN6030BUXXXX	W	\$1,892

LINEA® | ACCESSORIES

Required:

	Finish	Product Code	List Price
Linear overflow drain kit	White	MF35959	\$145
	Chrome	MF35827	\$145
	Brushed Nickel	MF35826	\$209
	Polished Nickel	MF35824	\$209
	Oil-Rubbed Bronze	MF35845	\$209

Recommended:

Lenire® luxury pillow	LEPI155T	See page 144
Linear drain waste overflow, pressure test kit	ML08000	See page 140
Linear Brass drain kit	MF75000	See page 140
Bath/shower shelf	PP58	See page 144

HYDROTHERAPY EXPERIENCE CODES:

- B = Bath Soaking
- A = Pure Air®
- W = Whirlpool

LOCATION CODES:

- R = Right
- L = Left
- U = Universal
- X = Not Applicable

CONTROL CODES:

- 2 = J2 Basic Control
- X = None

FEATURE CODES:


- XX = Not Applicable
- CH = Chromatherapy & Heater
- HS = Heated Soak
- HC = Heated Soak & Chromatherapy
- HX = Heater
- CP = Chromatherapy & Whisper+ Technology®

COLOR CODES:

- W = White

HYDROTHERAPY EXPERIENCE CODES: B = Bath Soaking A = Pure Air® W = Whirlpool	LOCATION CODES: U = Universal X = Not Applicable R = Right L = Left	CONTROL CODES: X = None 2=J2 Basic Control	FEATURE CODES: XX = Not Applicable CH = Chromatherapy & Heater HS = Heated Soak HC = Heated Soak & Chromatherapy CP = Chromatherapy & Whisper+ Technology® HX = Heater	COLOR CODES**: W = White Y = Oyster Whirlpool Baths WW = White Tub/White Trim YY = Oyster Tub/Oyster Trim WC = White Tub/Chrome Trim YC = Oyster Tub/Chrome Trim NOTE: \$125 Upgrade on Oyster **Replace last letter in product code with color letter(s)
---	--	---	---	--

LINEA® 6030
LNS6030

 SKIRTED | 60"L x 30"W x 19.5"H

Important: Linea® bathtubs are only compatible with the MF35 linear overflow drain.

Hydrotherapy Experience	Experience	Drain	Equipment Location	Controls	Lighting Availability	Heater	Whisper+ Technology®	Product Code	Bathtub Color	List Price W - White Y + \$125*
SOAKING BATH - Integral skirt† with built-in tile flange Shipping weight: 70 lbs.	B	L	X	X	None	No	No	LNS6030BLXXXX	W	\$1,487
		R	X	X	None	No	No	LNS6030BRXXXX	W	\$1,487
HEATED SOAK - Integral skirt† with built-in tile flange Shipping weight: 70 lbs.	B	L	R	2	None	Yes	No	LNS6030BLR2HS	W	\$2,282
		R	L	2	None	Yes	No	LNS6030BRL2HS	W	\$2,282
		L	R	2	Chromatherapy	Yes	No	LNS6030BLR2HC	W	\$2,757
		R	L	2	Chromatherapy	Yes	No	LNS6030BRL2HC	W	\$2,757
PURE AIR® BATH - 800w variable-speed heated air blower - Integral skirt† with built-in tile flange Shipping weight: 117 lbs.	A	L	R	2	None	No	No	LNS6030ALR2XX	W	\$3,653
		R	L	2	None	No	No	LNS6030ARL2XX	W	\$3,653

*Heated Soak baths are available in White only
†The Linea® skirt is not removable - alternate access is required.

LINEA® | ACCESSORIES

Required:	Finish	List Price
Linear overflow drain kit	White	MF35959 \$145
	Chrome	MF35827 \$145
	Brushed Nickel	MF35826 \$209
	Polished Nickel	MF35824 \$209
	Oil-Rubbed Bronze	MF35845 \$209

Recommended:


Lenire® luxury pillow	LEPI155T	See page 144
Linear drain waste overflow, pressure test kit	ML08000	See page 140
Linear Brass drain kit	MF75000	See page 140

HYDROTHERAPY EXPERIENCE CODES: B = Bath Soaking A = Pure Air® W = Whirlpool	LOCATION CODES: R = Right L = Left U = Universal X = Not Applicable	CONTROL CODES*: X = None 2 = J2 Basic Control	FEATURE CODES: XX = Not Applicable CH = Chromatherapy & Heater HS = Heated Soak HC = Heated Soak & Chromatherapy CP = Chromatherapy & Whisper+ Technology® HX = Heater	COLOR CODES**: Soaking & Pure Air® Baths: W = White Y = Oyster Whirlpool Baths: WW = White Tub/White Trim YY = Oyster Tub/Oyster Trim WC = White Tub/Chrome Trim YC = Oyster Tub/Chrome Trim NOTE: \$125 Upgrade on Oyster \$50 Upgrade on Chrome Trim **Replace last letter in product code with color letter(s)
---	--	--	---	--

*See page 3 for available control options

**Replace last letter in product code with color letter(s)

LINEA® 6030
LNS6030

 SKIRTED | 60" L x 30" W x 19.5" H

Important: Linea® bathtubs are only compatible with the MF35 linear overflow drain.

Hydrotherapy Experience	Experience	Drain	Equipment Location	Controls	Lighting Availability	Heater	Whisper+ Technology®	Bathtub Color	Product Code With Bath Color	+ Add Jet Trim Finish Code			
										Color Matched		Upgrade	
										Jet Trim Finish	List Price	Jet Trim Finish (Chrome)	List Price
WHIRLPOOL - 8 SlimPro® jets - Ultra quiet Whisper+ Technology® upgrade available - Integral skirt† with built-in tile flange Shipping weight: 114 lbs.	W	L	R	2	None	No	No	White	LNS6030WLR2XXW	W	\$3,653	C	\$3,703
				2	None	No	No	Oyster	LNS6030WLR2XXY	Y	\$3,778	C	\$3,828
				2	None	Yes	No	White	LNS6030WLR2HXW	W	\$4,048	C	\$4,098
				2	None	Yes	No	Oyster	LNS6030WLR2HXY	Y	\$4,173	C	\$4,223
				2	Chromatherapy	Yes	No	White	LNS6030WLR2CHW	W	\$4,523	C	\$4,573
				2	Chromatherapy	Yes	No	Oyster	LNS6030WLR2CHY	Y	\$4,648	C	\$4,698
				2	Chromatherapy	Yes	Yes	White	LNS6030WLR2CPW	W	\$5,118	C	\$5,168
				2	Chromatherapy	Yes	Yes	Oyster	LNS6030WLR2CPY	Y	\$5,243	C	\$5,293
	R	L	2	None	No	No	White	LNS6030WRL2XXW	W	\$3,653	C	\$3,703	
			2	None	No	No	Oyster	LNS6030WRL2XXY	Y	\$3,778	C	\$3,828	
			2	None	Yes	No	White	LNS6030WRL2HXW	W	\$4,048	C	\$4,098	
			2	None	Yes	No	Oyster	LNS6030WRL2HXY	Y	\$4,173	C	\$4,223	
			2	Chromatherapy	Yes	No	White	LNS6030WRL2CHW	W	\$4,523	C	\$4,573	
			2	Chromatherapy	Yes	No	Oyster	LNS6030WRL2CHY	Y	\$4,648	C	\$4,698	
			2	Chromatherapy	Yes	Yes	White	LNS6030WRL2CPW	W	\$5,118	C	\$5,168	
			2	Chromatherapy	Yes	Yes	Oyster	LNS6030WRL2CPY	Y	\$5,243	C	\$5,293	

† The Linea® skirt is not removable - alternate access is required.
 Note: Jet trim rings also available in Brushed Nickel and Oil-Rubbed Bronze finishes. Please contact Customer Service for special order.

LINEA® | ACCESSORIES

Required:	Finish	Product Code	List Price
Linear overflow drain kit	White	MF35959	\$145
	Chrome	MF35827	\$145
	Brushed Nickel	MF35826	\$209
	Polished Nickel	MF35824	\$209
	Oil-Rubbed Bronze	MF35845	\$209

Note: Jet trims come factory-installed on SlimPro® jets on Linea® Whirlpool baths.

Recommended:

Lenire® luxury pillow	LEPI155T	See page 144
Linear drain waste overflow, pressure test kit	ML08000	See page 140
Linear Brass drain kit	MF75000	See page 140

HYDROTHERAPY EXPERIENCE CODES:
 B = Bath Soaking
 A = Pure Air®
 W = Whirlpool

LOCATION CODES:
 U = Universal
 X = Not Applicable
 R = Right
 L = Left

CONTROL CODES*:
 X = None
 2 = J2 Basic Control

*See page 3 for available control options

FEATURE CODES:
 XX = Not Applicable
 HS = Heated Soak
 HC = Heated Soak & Chromatherapy
 CH = Chromatherapy & Heater
 CP = Chromatherapy & Whisper+ Technology®
 HX = Heater


COLOR CODES:**
 Soaking & Pure Air® Baths:
 W = White
 Y = Oyster

Whirlpool Baths
 WW = White Tub/White Trim
 YY = Oyster Tub/Oyster Trim
 WC = White Tub/Chrome Trim
 YC = Oyster Tub/Chrome Trim

NOTE:
 \$125 Upgrade on Oyster
 \$50 Upgrade on Chrome Trim

**Replace last letter in product code with color letter(s)

LINEA® 6032
LNS6032

 **SKIRTED | 60" L x 32" W x 19.5" H**

Important: Linea® bathtubs are only compatible with the MF35 linear overflow drain.

Hydrotherapy Experience	Experience	Drain	Equipment Location	Controls	Lighting Availability	Heater	Whisper+ Technology®	Product Code	Bathtub Color	List Price W - White Y + \$125*
SOAKING BATH - Integral skirt† with built-in tile flange Shipping weight: 70 lbs.	B	L	X	X	None	No	No	LNS6032BLXXXX	W	\$1,487
		R	X	X	None	No	No	LNS6032BRXXXX	W	\$1,487
HEATED SOAK - Integral skirt† with built-in tile flange Shipping weight: 70 lbs.	B	L	R	2	None	Yes	No	LNS6032BLR2HS	W	\$2,282
		R	L	2	None	Yes	No	LNS6032BRL2HS	W	\$2,282
		L	R	2	Chromatherapy	Yes	No	LNS6032BLR2HC	W	\$2,757
		R	L	2	Chromatherapy	Yes	No	LNS6032BRL2HC	W	\$2,757
PURE AIR® BATH - 800w variable-speed heated air blower - Integral skirt† with built-in tile flange Shipping weight: 117 lbs.	A	L	R	2	None	No	No	LNS6032ALR2XX	W	\$3,653
		R	L	2	None	No	No	LNS6032ARL2XX	W	\$3,653

*Heated Soak baths are available in White only
 †The Linea® skirt is not removable - alternate access is required.

LINEA® | ACCESSORIES

Required:	Finish	Product Code	List Price
Linear overflow drain kit	White	MF35959	\$145
	Chrome	MF35827	\$145
	Brushed Nickel	MF35826	\$209
	Polished Nickel	MF35824	\$209
	Oil-Rubbed Bronze	MF35845	\$209

Note: Jet trims come factory-installed on SlimPro® jets on Linea® Whirlpool baths.

Recommended:

Lenire® luxury pillow	LEPI155T	See page 144
Linear drain waste overflow, pressure test kit	ML08000	See page 140
Linear Brass drain kit	MF75000	See page 140

HYDROTHERAPY EXPERIENCE CODES: B = Bath Soaking A = Pure Air® W = Whirlpool	LOCATION CODES: R = Right L = Left U = Universal X = Not Applicable	CONTROL CODES*: X = None 2 = J2 Basic Control	FEATURE CODES: XX = Not Applicable CH = Chromatherapy & Heater HS = Heated Soak HC = Heated Soak & Chromatherapy CP = Chromatherapy & Whisper+ Technology® HX = Heater	COLOR CODES**: Soaking & Pure Air® Baths: W = White Y = Oyster Whirlpool Baths WW = White Tub/White Trim YY = Oyster Tub/Oyster Trim WC = White Tub/Chrome Trim YC = Oyster Tub/Chrome Trim NOTE: \$125 Upgrade on Oyster \$50 Upgrade on Chrome Trim **Replace last letter in product code with color letter(s)
---	--	--	---	---

*See page 3 for available control options

**Replace last letter in product code with color letter(s)

LINEA® 6032
LNS6032



SKIRTED | 60"L x 32"W x 19.5"H

Important: Linea® bathtubs are only compatible with the MF35 linear overflow drain.

Hydrotherapy Experience	Experience	Drain	Equipment Location	Controls	Lighting Availability	Heater	Whisper+ Technology®	Bathtub Color	Product Code With Bath Color	+ Add Jet Trim Finish Code			
										Color Matched		Upgrade	
										Jet Trim Finish	List Price	Jet Trim Finish (Chrome)	List Price
WHIRLPOOL - 8 SlimPro® jets - Ultra quiet Whisper+ Technology® upgrade available - Integral skirt† with built-in tile flange Shipping weight: 114 lbs.	W	L	R	2	None	No	No	White	LNS6032WLR2XXW	W	\$3,653	C	\$3,703
				2	None	No	No	Oyster	LNS6032WLR2XXY	Y	\$3,778	C	\$3,828
				2	None	Yes	No	White	LNS6032WLR2HXW	W	\$4,048	C	\$4,098
				2	None	Yes	No	Oyster	LNS6032WLR2HXY	Y	\$4,173	C	\$4,223
				2	Chromatherapy	Yes	No	White	LNS6032WLR2CHW	W	\$4,523	C	\$4,573
				2	Chromatherapy	Yes	No	Oyster	LNS6032WLR2CHY	Y	\$4,648	C	\$4,698
				2	Chromatherapy	Yes	Yes	White	LNS6032WLR2CPW	W	\$5,118	C	\$5,168
	W	R	L	2	None	No	No	White	LNS6032WRL2XXW	W	\$3,653	C	\$3,703
				2	None	No	No	Oyster	LNS6032WRL2XXY	Y	\$3,778	C	\$3,828
				2	None	Yes	No	White	LNS6032WRL2HXW	W	\$4,048	C	\$4,098
				2	None	Yes	No	Oyster	LNS6032WRL2HXY	Y	\$4,173	C	\$4,223
				2	Chromatherapy	Yes	No	White	LNS6032WRL2CHW	W	\$4,523	C	\$4,573
				2	Chromatherapy	Yes	No	Oyster	LNS6032WRL2CHY	Y	\$4,648	C	\$4,698
				2	Chromatherapy	Yes	Yes	White	LNS6032WRL2CPW	W	\$5,118	C	\$5,168
				2	Chromatherapy	Yes	Yes	Oyster	LNS6032WRL2CPY	Y	\$5,243	C	\$5,293

† The Linea® skirt is not removable - alternate access is required.

Note: Jet trim rings also available in Brushed Nickel and Oil-Rubbed Bronze finishes. Please contact Customer Service for special order.

LINEA® | ACCESSORIES

Required:	Finish	Product Code	List Price
Linear overflow drain kit	White	MF35959	\$145
	Chrome	MF35827	\$145
	Brushed Nickel	MF35826	\$209
	Polished Nickel	MF35824	\$209
	Oil-Rubbed Bronze	MF35845	\$209

HYDROTHERAPY EXPERIENCE CODES:

B = Bath Soaking
A = Pure Air®
W = Whirlpool

LOCATION CODES:

U = Universal
X = Not Applicable
R = Right
L = Left

CONTROL CODES*:

X = None
2 = J2 Basic Control

FEATURE CODES:

XX = Not Applicable
HS = Heated Soak
HC = Heated Soak & Chromatherapy
CH = Chromatherapy & Heater
CP = Chromatherapy & Whisper+ Technology®
HX = Heater

COLOR CODES:**

Soaking & Pure Air® Baths:
W = White
Y = Oyster

Whirlpool Baths
WW = White Tub/White Trim
YY = Oyster Tub/Oyster Trim
WC = White Tub/Chrome Trim
YC = Oyster Tub/Chrome Trim

NOTE:
\$125 Upgrade on Oyster
\$50 Upgrade on Chrome Trim

**Replace last letter in product code with color letter(s)

*See page 3 for available control options

**LINEA® 6036
LNS6036**



SKIRTED | 60"L x 36"W x 19.5"H

Important: Linea® bathtubs are only compatible with the MF35 linear overflow drain.

Hydrotherapy Experience	Experience	Drain	Equipment Location	Controls	Lighting Availability	Heater	Whisper+ Technology®	Product Code	Bathtub Color	List Price W-White Y + \$125*
SOAKING BATH - Integral skirt† with built-in tile flange Shipping weight: 75 lbs.	B	L	X	X	None	No	No	LNS6036BLXXXX	W	\$1,654
		R	X	X	None	No	No	LNS6036BRXXXX	W	\$1,654
HEATED SOAK - Integral skirt† with built-in tile flange Shipping weight: 75 lbs.	B	L	R	2	None	Yes	No	LNS6036BLR2HS	W	\$2,449
		R	L	2	None	Yes	No	LNS6036BRL2HS	W	\$2,449
		L	R	2	Chromatherapy	Yes	No	LNS6036BLR2HC	W	\$2,924
		R	L	2	Chromatherapy	Yes	No	LNS6036BRL2HC	W	\$2,924
PURE AIR® BATH - 800w variable-speed heated air blower - Integral skirt with built-in tile flange Shipping weight: 117 lbs.	A	L	R	2	None	No	No	LNS6036ALR2XX	W	\$3,492
		R	L	2	None	No	No	LNS6036ARL2XX	W	\$3,492

*Heated Soak baths are available in White only

†The Linea® skirt is not removable - alternate access is required.

LINEA® | ACCESSORIES

Required:

Required:	Finish	Product Code	List Price
Linear overflow drain kit	White	MF35959	\$145
	Chrome	MF35827	\$145
	Brushed Nickel	MF35826	\$209
	Polished Nickel	MF35824	\$209
	Oil-Rubbed Bronze	MF35845	\$209

Recommended:

Lenire® luxury pillow	LEPI155T	See page 144
Linear drain waste overflow, pressure test kit	ML08000	See page 140
Linear Brass drain kit	MF75000	See page 140

HYDROTHERAPY EXPERIENCE CODES: B = Bath Soaking A = Pure Air® W = Whirlpool	LOCATION CODES: R = Right L = Left U = Universal X = Not Applicable	CONTROL CODES*: X = None 2 = J2 Basic Control	FEATURE CODES: XX = Not Applicable CH = Chromatherapy & Heater HS = Heated Soak HC = Heated Soak & Chromatherapy CP = Chromatherapy & Whisper+ Technology® HX = Heater	COLOR CODES**: Soaking & Pure Air® Baths: W = White Y = Oyster Whirlpool Baths WW = White Tub/White Trim YY = Oyster Tub/Oyster Trim WC = White Tub/Chrome Trim YC = Oyster Tub/Chrome Trim NOTE: \$125 Upgrade on Oyster \$50 Upgrade on Chrome Trim **Replace last letter in product code with color letter(s)
---	--	--	---	---

*See page 3 for available control options

LINEA® 6036
LNS6036



SKIRTED | 60"L x 36"W x 19.5"H

Important: Linea® bathtubs are only compatible with the MF35 linear overflow drain.

Hydrotherapy Experience	Experience	Drain	Equipment Location	Controls	Lighting Availability	Heater	Whisper+ Technology®	Bathtub Color	Product Code With Bath Color	+ Add Jet Trim Finish Code			
										Color Matched		Upgrade	
										Jet Trim Finish	List Price	Jet Trim Finish (Chrome)	List Price
WHIRLPOOL - 8 SlimPro® jets - Ultra quiet Whisper+ Technology® upgrade available - Integral skirt† with built-in tile flange Shipping weight: 114 lbs.	W	L	R	2	None	No	No	White	LNS6036WLR2XXW	W	\$3,492	C	\$3,542
				2	None	No	No	Oyster	LNS6036WLR2XXY	Y	\$3,617	C	\$3,667
				2	None	Yes	No	White	LNS6036WLR2HXW	W	\$3,887	C	\$3,937
				2	None	Yes	No	Oyster	LNS6036WLR2HXY	Y	\$4,012	C	\$4,062
				2	Chromatherapy	Yes	No	White	LNS6036WLR2CHW	W	\$4,362	C	\$4,412
				2	Chromatherapy	Yes	No	Oyster	LNS6036WLR2CHY	Y	\$4,487	C	\$4,537
				2	Chromatherapy	Yes	Yes	White	LNS6036WLR2CPW	W	\$4,957	C	\$5,007
	2	Chromatherapy	Yes	Yes	Oyster	LNS6036WLR2CPY	Y	\$5,082	C	\$5,132			
	R	L	2	None	No	No	White	LNS6036WRL2XXW	W	\$3,492	C	\$3,542	
			2	None	No	No	Oyster	LNS6036WRL2XXY	Y	\$3,617	C	\$3,667	
			2	None	Yes	No	White	LNS6036WRL2HXW	W	\$3,887	C	\$3,937	
			2	None	Yes	No	Oyster	LNS6036WRL2HXY	Y	\$4,012	C	\$4,062	
			2	Chromatherapy	Yes	No	White	LNS6036WRL2CHW	W	\$4,362	C	\$4,412	
			2	Chromatherapy	Yes	No	Oyster	LNS6036WRL2CHY	Y	\$4,487	C	\$4,537	
2			Chromatherapy	Yes	Yes	White	LNS6036WRL2CPW	W	\$4,957	C	\$5,007		
2	Chromatherapy	Yes	Yes	Oyster	LNS6036WRL2CPY	Y	\$5,082	C	\$5,132				

†The Linea® skirt is not removable - alternate access is required.

Note: Jet trim rings also available in Brushed Nickel and Oil-Rubbed Bronze finishes. Please contact Customer Service for special order.

LINEA® | ACCESSORIES

Required:

Required:	Finish	Product Code	List Price
Linear overflow drain kit	White	MF35959	\$145
	Chrome	MF35827	\$145
	Brushed Nickel	MF35826	\$209
	Polished Nickel	MF35824	\$209
	Oil-Rubbed Bronze	MF35845	\$209

Recommended:

Lenire® luxury pillow	LEPI155T	See page 144
Linear drain waste overflow, pressure test kit	ML08000	See page 140
Linear Brass drain kit	MF75000	See page 140

HYDROTHERAPY EXPERIENCE CODES:

B = Bath Soaking
A = Pure Air®
W = Whirlpool

LOCATION CODES:

U = Universal
X = Not Applicable
R = Right
L = Left

CONTROL CODES*:

X = None
2 = J2 Basic Control

FEATURE CODES:

XX = Not Applicable
HS = Heated Soak
HC = Heated Soak & Chromatherapy
CP = Chromatherapy & Whisper+ Technology®
CH = Chromatherapy & Heater
HX = Heater

COLOR CODES:**

Soaking & Pure Air® Baths:
W = White
Y = Oyster

Whirlpool Baths:
WW = White Tub/White Trim
YY = Oyster Tub/Oyster Trim
WC = White Tub/Chrome Trim
YC = Oyster Tub/Chrome Trim

NOTE:
\$125 Upgrade on Oyster
\$50 Upgrade on Chrome Trim

**Replace last letter in product code with color letter(s)

*See page 3 for available control options

**LINEA® 6632
LIN6632**



DROP-IN OR UNDERMOUNT | 66"L x 32"W x 22"H

Important: Linea® bathtubs are only compatible with the MF35 linear overflow drain.

Hydrotherapy Experience	Experience	Drain	Equipment Location	Controls	Lighting Availability	Heater	Whisper+ Technology®	Product Code	Bathtub Color	List Price
SOAKING BATH Shipping weight: 70 lbs.	B	U	X	X	None	No	No	LIN6632BUXXXX	W	\$1,965

**LINEA® 6632
LNS6632**



SKIRTED | 66"L x 32"W x 19"H

Important: Linea® bathtubs are only compatible with the MF35 Linear overflow drain.

Hydrotherapy Experience	Experience	Drain	Equipment Location	Controls	Lighting Availability	Heater	Whisper+ Technology®	Product Code	Bath Color	List Price W - White Y + \$125*
SOAKING BATH - Integral skirt† with built-in tile flange Shipping weight: 70 lbs.	B	L	X	X	None	No	No	LNS6632BLXXXX	W	\$1,856
		R	X	X	None	No	No	LNS6632BRXXXX	W	\$1,856
HEATED SOAK - Integral skirt† with built-in tile flange Shipping weight: 70 lbs.	B	L	R	2	None	Yes	No	LNS6632BLR2HS	W	\$2,651
		R	L	2	None	Yes	No	LNS6632BRL2HS	W	\$2,651
		L	R	2	Chromatherapy	Yes	No	LNS6632BLR2HC	W	\$3,126
		R	L	2	Chromatherapy	Yes	No	LNS6632BRL2HC	W	\$3,126
PURE AIR® BATH - 800w variable-speed heated air blower - Integral skirt† with built-in tile flange Shipping weight: 117 lbs.	A	L	R	2	None	No	No	LNS6632ALR2XX	W	\$3,679
		R	L	2	None	No	No	LNS6632ARL2XX	W	\$3,679

*Heated Soak baths are available in White only
†The Linea® skirt is not removable - alternate access is required.

HYDROTHERAPY EXPERIENCE CODES:
 B = Bath Soaking
 A = Pure Air®
 W = Whirlpool

LOCATION CODES:
 R = Right
 L = Left
 U = Universal
 X = Not Applicable

CONTROL CODES*:
 X = None
 2 = J2 Basic Control

*See page 3 for available control options

FEATURE CODES:
 XX = Not Applicable
 CH = Chromatherapy & Heater
 HS = Heated Soak
 HC = Heated Soak & Chromatherapy
 CP = Chromatherapy & Whisper+ Technology®
 HX = Heater


COLOR CODES:**
 Soaking & Pure Air® Baths:
 W = White
 Y = Oyster

Whirlpool Baths:
 WW = White Tub/White Trim
 YY = Oyster Tub/Oyster Trim
 WC = White Tub/Chrome Trim
 YC = Oyster Tub/Chrome Trim

NOTE:
 \$125 Upgrade on Oyster
 \$50 Upgrade on Chrome Trim

**Replace last letter in product code with color letter(s)

LINEA® 6632
LNS6632

 SKIRTED | 66"L x 32"W x 19"H

Important: Linea® bathtubs are only compatible with the MF35 linear overflow drain.

Hydrotherapy Experience	Experience	Drain	Equipment Location	Controls	Lighting Availability	Heater	Whisper+ Technology®	Bathtub Color	Product Code With Bath Color	+ Add Jet Trim Finish Code			
										Color Matched		Upgrade	
										Jet Trim Finish	List Price	Jet Trim Finish (Chrome)	List Price
WHIRLPOOL - 8 SlimPro® jets - Ultra quiet Whisper+ Technology® upgrade available - Integral skirt† with built-in tile flange Shipping weight: 114 lbs.	W	L	R	2	None	No	No	White	LNS6632WLR2XXW	W	\$3,679	C	\$3,729
				2	None	No	No	Oyster	LNS6632WLR2XXY	Y	\$3,804	C	\$3,854
				2	None	Yes	No	White	LNS6632WLR2HXW	W	\$4,074	C	\$4,124
				2	None	Yes	No	Oyster	LNS6632WLR2HXY	Y	\$4,199	C	\$4,249
				2	Chromatherapy	Yes	No	White	LNS6632WLR2CHW	W	\$4,549	C	\$4,599
				2	Chromatherapy	Yes	No	Oyster	LNS6632WLR2CHY	Y	\$4,674	C	\$4,724
				2	Chromatherapy	Yes	Yes	White	LNS6632WLR2CPW	W	\$5,144	C	\$5,194
				2	Chromatherapy	Yes	Yes	Oyster	LNS6632WLR2CPY	Y	\$5,269	C	\$5,319
	R	L	2	None	No	No	White	LNS6632WRL2XXW	W	\$3,679	C	\$3,729	
			2	None	No	No	Oyster	LNS6632WRL2XXY	Y	\$3,804	C	\$3,854	
			2	None	Yes	No	White	LNS6632WRL2HXW	W	\$4,074	C	\$4,124	
			2	None	Yes	No	Oyster	LNS6632WRL2HXY	Y	\$4,199	C	\$4,249	
			2	Chromatherapy	Yes	No	White	LNS6632WRL2CHW	W	\$4,549	C	\$4,599	
			2	Chromatherapy	Yes	No	Oyster	LNS6632WRL2CHY	Y	\$4,674	C	\$4,724	
			2	Chromatherapy	Yes	Yes	White	LNS6632WRL2CPW	W	\$5,144	C	\$5,194	
			2	Chromatherapy	Yes	Yes	Oyster	LNS6632WRL2CPY	Y	\$5,269	C	\$5,319	

†The Linea® skirt is not removable - alternate access is required.
 Note: Jet trim rings also available in Brushed Nickel and Oil-Rubbed Bronze finishes. Please contact Customer Service for special order.

LINEA® | ACCESSORIES

Required:	Finish	Product Code	List Price
Linear overflow drain kit	White	MF35959	\$145
	Chrome	MF35827	\$145
	Brushed Nickel	MF35826	\$209
	Polished Nickel	MF35824	\$209
	Oil-Rubbed Bronze	MF35845	\$209

Recommended:	Product Code	See page
Lenire® luxury pillow	LEPI155T	144
Linear drain waste overflow, pressure test kit	ML08000	140
Linear Brass drain kit	MF75000	140

HYDROTHERAPY
EXPERIENCE CODES:

B = Bath Soaking

LOCATION CODES:

C = Center

CONTROL CODES*:

X = None

FEATURE CODES:

XX = Not Applicable

COLOR CODES**:

W = White
M = Matte White

**Replace last letter in product code with color letter



LUXURA® | ACCESSORIES

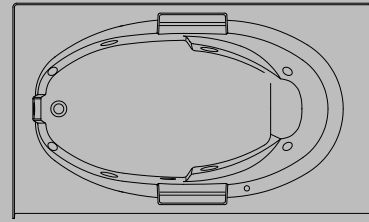
Recommended:

Jet trim kits in Chrome, Brushed Nickel, or Oil-Rubbed Bronze		See page 142
Universal rotary/cable drain kit, 26" cable	HP55	See page 139
Universal deep soak drain kit (Compatible with non-jetted tubs only)	LH33	See page 139
Slip cover drain kit	PG35	See page 139
Tile flange kit	5817	See page 144
Chromatherapy color light kit — field installed	GD56	See page 144

<p>HYDROTHERAPY EXPERIENCE CODES:</p> <p>B = Bath Soaking W = Whirlpool</p>	<p>LOCATION CODES:</p> <p>R = Right L = Left U = Universal X = Not Applicable</p>	<p>CONTROL CODES*:</p> <p>X = None 2 = J2 Basic Control</p> <p><small>*See page 3 for available control options</small></p>	<p>FEATURE CODES:</p> <p>XX = Not Applicable HX = Heater CH = Chromatherapy & Heater</p>	<p>COLOR CODES**:</p> <p>W = White Y = Oyster B = Black</p> <p><small>NOTE: \$125 Upgrade on Oyster \$375 Upgrade on Black</small></p> <p><small>**Replace last letter in product code with color letter</small></p>
--	--	--	---	---

MAJORA®

- MAJORA® 7242
- ACCESSORIES



MAJORA® WHIRLPOOL

MAJORA® 7242 MJS7242

SKIRTED | 72"L x 42"W x 19.75"H

Hydrotherapy Experience	Experience	Drain	Equipment Location	Controls	Lighting Availability	Heater	Whisper Technology®	Product Code	Bathtub Color	List Price W - White Y + \$125 B + \$375
SOAKING BATH - 2 clear acrylic handrails - Integral skirt with built-in tile flange Shipping weight: 132 lbs.	B	L	X	X	None	No	No	MJS7242BLXXXX	W	\$2,096
		R	X	X	None	No	No	MJS7242BRXXXX	W	\$2,096
PURE AIR® BATH - 800w variable-speed heated air blower - Integral skirt with built-in tile flange Shipping weight: 128 lbs.	A	L	R	2	None	No	No	MJS7242ALR2XX	W	\$4,179
		R	L	2	None	No	No	MJS7242ARL2XX	W	\$4,179
WHIRLPOOL BATH - 4 TargetPro™ jets - 4 AccuPro™ jets - 2 clear acrylic handrails - Integral skirt with built-in tile flange Shipping weight: 160 lbs.	W	L	R	2	None	No	No	MJS7242WLR2XX	W	\$4,179
				2	None	Yes	No	MJS7242WLR2HX	W	\$4,574
				2	Chromatherapy	Yes	No	MJS7242WLR2CH	W	\$5,049
		R	L	2	None	No	No	MJS7242WRL2XX	W	\$4,179
				2	None	Yes	No	MJS7242WRL2HX	W	\$4,574
				2	Chromatherapy	Yes	No	MJS7242WRL2CH	W	\$5,049

Note: Majora® 7242 Skirted also available with two access panels. Please call Customer Service for custom order.

MAJORA® | ACCESSORIES

Recommended:

Jet trim kits in Chrome, Brushed Nickel, or Oil-Rubbed Bronze		See page 142
Universal rotary/cable drain kit, 26" cable	HP55	See page 139
Universal deep soak drain kit (Compatible with non-jetted tubs only)	LH33	See page 139
Slip cover drain kit	PG35	See page 139
Chromatherapy color light kit — field installed	GD56	See page 144

HYDROTHERAPY EXPERIENCE CODES:

B = Bath Soaking
A = Pure Air®
W = Whirlpool

LOCATION CODES:

R = Right
L = Left
X = Not Applicable

CONTROL CODES*:

X = None
2 = J2 Basic Control

*See page 3 for available control options

FEATURE CODES:

XX = Not Applicable
HX = Heater
CH = Chromatherapy & Heater

COLOR CODES**:

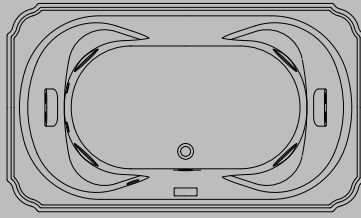
W = White
Y = Oyster
B = Black

NOTE:
\$125 Upgrade on Oyster
\$375 Upgrade on Black

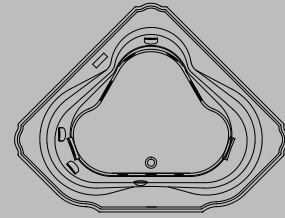
**Replace last letter in product code with color letter

MARINEO™

- MARINEO™ 6642
- MARINEO™ 7242
- MARINEO™ 6060 CORNER
- ACCESSORIES



MARINEO™ WHIRLPOOL



MARINEO™ CORNERWHIRLPOOL

MARINEO™ 6642 MAR6042

DROP-IN | 66"L x 42"W x 26"H

Hydrotherapy Experience	Experience	Drain	Equipment Location	Controls	Lighting Availability	Heater	Whisper Technology®	Product Code	Bath Tub Color	List Price W - White Y + \$125
SOAKING BATH Shipping weight: 139 lbs.	B	C	X	X	None	No	No	MAR6642BCXXXX	W	\$2,826
				2	Chromatherapy	No	No	MAR6642BCX2CX	W	\$3,301
PURE AIR® BATH - 800w variable-speed heated air blower Shipping weight: 196 lbs.	A	C	R	4	Chromatherapy	No	No	MAR6642ACR4CX	W	\$6,790
WHIRLPOOL BATH - 4 TheraPro™ Jets - 6 AccuPro™ Jets - Whirlpool maintenance heater Shipping weight: 215 lbs.	W	C	R	4	Chromatherapy	Yes	Yes	MAR6642WCR4CW	W	\$6,995
				4	Illumatherapy™	Yes	Yes	MAR6642WCR4IW	W	\$7,515
SALON® SPA COMBINATION - 4 TheraPro™ Jets - 6 AccuPro™ Jets - Whirlpool maintenance heater - 900w variable-speed heated air blower Shipping weight: 240 lbs.	C	C	R	4	Chromatherapy	Yes	No	MAR6642CCR4CH	W	\$10,712
				4	Chromatherapy	Yes	Yes	MAR6642CCR4CW	W	\$10,917
				4	Illumatherapy™	Yes	Yes	MAR6642CCR4IW	W	\$11,437
				5	Chromatherapy	Yes	No	MAR6642CCR5CH	W	\$11,607
				5	Chromatherapy	Yes	Yes	MAR6642CCR5CW	W	\$11,812
				5	Illumatherapy™	Yes	Yes	MAR6642CCR5IW	W	\$12,332

HYDROTHERAPY EXPERIENCE CODES:

B = Bath Soaking
A = Pure Air®
W = Whirlpool
C = Salon® Spa Combination

LOCATION CODES:

C = Center
R = Right
X = Not Applicable

CONTROL CODES*:

X = None
2 = J2 Basic Control
4 = J4 Luxury Control
5 = J5 LCD Control

*See page 3 for available control options

FEATURE CODES:

XX = Not Applicable
CX = Chromatherapy
CH = Chromatherapy & Heater
CW = Chromatherapy, Heater & Whisper Technology®
IW = Illumatherapy™, Heater & Whisper Technology®

COLOR CODES**:


W = White
Y = Oyster

NOTE:
\$125 Upgrade on Oyster

**Replace last letter in product code with color letter

HYDROTHERAPY EXPERIENCE CODES: B = Bath Soaking A = Pure Air® W = Whirlpool C = Salon® Spa Combination	LOCATION CODES: C = Center R = Right X = Not Applicable	CONTROL CODES*: X = None 2 = J2 Basic Control 4 = J4 Luxury Control 5 = J5 LCD Control <small>*See page 3 for available control options</small>	FEATURE CODES: XX = Not Applicable CX = Chromatherapy CH = Chromatherapy & Heater CW = Chromatherapy, Heater & WhisperTechnology® IW = Illumatherapy™, Heater & WhisperTechnology®	COLOR CODES**: W = White Y = Oyster NOTE: \$125 Upgrade on Oyster <small>**Replace last letter in product code with color letter</small>
---	---	---	--	--


MARINEO™ 7242
MAR7242

 DROP-IN | 72"L x 42"W x 26"H

Hydrotherapy Experience	Experience	Drain	Equipment Location	Controls	Lighting Availability	Heater	Whisper Technology®	Product Code	Bathtub Color	List Price W - White Y + \$125
SOAKING BATH Shipping weight: 175 lbs.	B	C	X	X	None	No	No	MAR7242BCXXXX	W	\$3,050
				2	Chromatherapy	No	No	MAR7242BCX2CX	W	\$3,525
PURE AIR® BATH - 800w variable-speed heated air blower Shipping weight: 213 lbs.	A	C	R	4	Chromatherapy	No	No	MAR7242ACR4CX	W	\$6,940
WHIRLPOOL BATH - 4 TheraPro™ Jets - 6 AccuPro™ Jets - Whirlpool maintenance heater Shipping weight: 217 lbs.	W	C	R	4	Chromatherapy	Yes	No	MAR7242WCR4CH	W	\$6,940
				4	Chromatherapy	Yes	Yes	MAR7242WCR4CW	W	\$7,145
				4	Illumatherapy™	Yes	Yes	MAR7242WCR4IW	W	\$7,665
	W	C	L	4	Chromatherapy	Yes	No	MAR7242WCL4CH	W	\$6,940
				4	Chromatherapy	Yes	Yes	MAR7242WCL4CW	W	\$7,145
				4	Illumatherapy™	Yes	Yes	MAR7242WCL4IW	W	\$7,665
SALON® SPA COMBINATION - 4 TheraPro™ Jets - 6 AccuPro™ Jets - Whirlpool maintenance heater - 900w variable-speed heated air blower Shipping weight: 263 lbs.	C	C	R	4	Chromatherapy	Yes	No	MAR7242CCR4CH	W	\$10,878
				4	Chromatherapy	Yes	Yes	MAR7242CCR4CW	W	\$11,083
				4	Illumatherapy™	Yes	Yes	MAR7242CCR4IW	W	\$11,603
				5	Chromatherapy	Yes	No	MAR7242CCR5CH	W	\$11,773
				5	Chromatherapy	Yes	Yes	MAR7242CCR5CW	W	\$11,978
				5	Illumatherapy™	Yes	Yes	MAR7242CCR5IW	W	\$12,498
	C	C	L	4	Chromatherapy	Yes	No	MAR7242CCL4CH	W	\$10,878
				4	Chromatherapy	Yes	Yes	MAR7242CCL4CW	W	\$11,083
				4	Illumatherapy™	Yes	Yes	MAR7242CCL4IW	W	\$11,603
				5	Chromatherapy	Yes	No	MAR7242CCL5CH	W	\$11,773
				5	Chromatherapy	Yes	Yes	MAR7242CCL5CW	W	\$11,978
				5	Illumatherapy™	Yes	Yes	MAR7242CCL5IW	W	\$12,498

HYDROTHERAPY EXPERIENCE CODES: B = Bath Soaking A = Pure Air® W = Whirlpool C = Salon® Spa Combination	LOCATION CODES: C = Center R = Right X = Not Applicable	CONTROL CODES*: X = None 2 = J2 Basic Control 4 = J4 Luxury Control 5 = J5 LCD Control <small>*See page 3 for available control options</small>	FEATURE CODES: XX = Not Applicable CX = Chromatherapy CH = Chromatherapy & Heater CW = Chromatherapy, Heater & WhisperTechnology® IW = Illumatherapy™, Heater & WhisperTechnology®	COLOR CODES**: W = White Y = Oyster NOTE: \$125 Upgrade on Oyster <small>**Replace last letter in product code with color letter</small>
---	---	---	--	--

MARINEO™ 6060
MAR6060

 DROP-IN | 60"L x 60"W x 25"H

Hydrotherapy Experience	Experience	Drain	Equipment Location	Controls	Lighting Availability	Heater	Whisper Technology®	Product Code	Bathtub Color	List Price W - White Y + \$125
SOAKING BATH Shipping weight: 155 lbs.	B	C	X	X	None	No	No	MAR6060BCXXXX	W	\$3,692
				2	Chromatherapy	No	No	MAR6060BCX2CX	W	\$4,167
PURE AIR® BATH - 800w variable-speed heated air blower Shipping weight: 230 lbs.	A	C	R	4	Chromatherapy	No	No	MAR6060ACR4CX	W	\$7,321
WHIRLPOOL BATH - 4 TheraPro™ Jets - 6 AccuPro™ Jets - Whirlpool maintenance heater Shipping weight: 235 lbs.	W	C	R	4	Chromatherapy	Yes	No	MAR6060WCR4CH	W	\$7,321
				4	Chromatherapy	Yes	Yes	MAR6060WCR4CW	W	\$7,526
				4	Illumatherapy™	Yes	Yes	MAR6060WCR4IW	W	\$8,046
	W	C	L	4	Chromatherapy	Yes	No	MAR6060WCL4CH	W	\$7,321
				4	Chromatherapy	Yes	Yes	MAR6060WCL4CW	W	\$7,526
				4	Illumatherapy™	Yes	Yes	MAR6060WCL4IW	W	\$8,046
	W	C	F	4	Chromatherapy	Yes	No	MAR6060WCF4CH	W	\$7,321
				4	Chromatherapy	Yes	Yes	MAR6060WCF4CW	W	\$7,526
				4	Illumatherapy™	Yes	Yes	MAR6060WCF4IW	W	\$8,046
SALON® SPA COMBINATION - 4 TheraPro™ Jets - 6 AccuPro™ Jets - Whirlpool maintenance heater - 900w variable-speed heated air blower Shipping weight: 265 lbs.	C	C	R	4	Chromatherapy	Yes	No	MAR6060CCR4CH	W	\$11,396
				4	Chromatherapy	Yes	Yes	MAR6060CCR4CW	W	\$11,601
				4	Illumatherapy™	Yes	Yes	MAR6060CCR4IW	W	\$12,121
				5	Chromatherapy	Yes	No	MAR6060CCR5CH	W	\$12,291
				5	Chromatherapy	Yes	Yes	MAR6060CCR5CW	W	\$12,496
				5	Illumatherapy™	Yes	Yes	MAR6060CCR5IW	W	\$13,016

MARINEO™ | ACCESSORIES

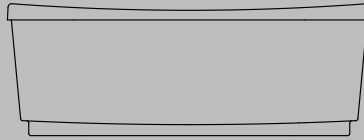
Recommended:

Jet trim kits in Chrome, Brushed Nickel, or Oil-Rubbed Bronze		See page 142
Rotary drain PVC drain kit, 26" cable (does not include waste and overflow pipes)	DA34	See page 139
Universal rotary/cable drain kit, 26" cable	HP55	See page 139
Slip cover drain kit	PG35	See page 139
Lenire™ Luxury Pillow	LEPI155T	See page 144
Chromatherapy color light kit — field installed	GD56	See page 144

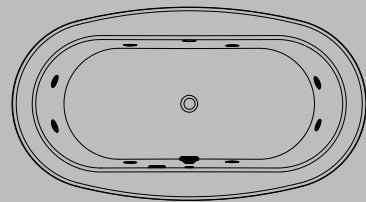
MODENA®

- MODENA® 6636
- ACCESSORIES

Deck-mount faucet compatible



MODENA® 6636 SIDE VIEW



MODENA® 6636 WHIRLPOOL

MODENA® 6636 MOF6636

FREESTANDING | 66"L x 36"W x 24"H

Hydrotherapy Experience	Experience	Drain	Equipment Location	Controls	Lighting Availability	Whisper+ Technology®	Heater	Outside Color	Inside Color	Product Code	Jet Trim Color	List Price
WHIRLPOOL BATH - 8 SlimPro® jets - Ultra quiet Whisper+ Technology® standard - Drain alignment kit included Shipping weight: 195 lbs.	W	C	R	2	Chromatherapy	Yes	Yes	White	White	MOF6636WCR2CPW	W	\$7,328
					Chromatherapy	Yes	Yes	White	White	MOF6636WCR2CPW	C	\$7,378
					Chromatherapy	Yes	Yes	Oyster	Oyster	MOF6636WCR2CPY	Y	\$7,453
					Chromatherapy	Yes	Yes	Black	Black	MOF6636WCR2CPB	B	\$7,703

MODENA™ | ACCESSORIES

Recommended:

Slip cover drain kit	PG35	See page 139
Lenire® luxury pillow	LEPI155T	See page 144
Bath/shower shelf	PP58	See page 144

HYDROTHERAPY EXPERIENCE CODES:

W = Whirlpool

LOCATION CODES:

C = Center
R = Right

CONTROL CODES*:

2 = J2 Basic Control

*See page 3 for available control options

FEATURE CODES:

CP = Chromatherapy & Whisper+ Technology®

COLOR CODES**:

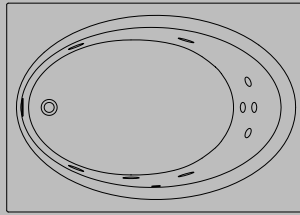
WW = White Bath/White Jet Rings
WC = White Bath/Chrome Jet Rings
YY = Oyster Bath/Oyster Jet Rings
BB = Black Bath/Black Jet Rings

NOTE:
\$125 Upgrade on Oyster
\$375 Upgrade on Black

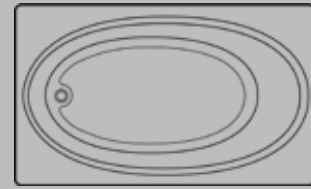
**Replace last letters in product code with color code letters

NOVA™

- NOVA™ 6042
- NOVA™ 7242
- ACCESSORIES



NOVA™ 6042 WHIRLPOOL



NOVA™ 7242 WHIRLPOOL

NOVA™ 6042 NOV6042



DROP-IN | 60"L x 42"W x 18.5"H

Hydrotherapy Experience	Experience	Drain	Equipment Location	Controls	Lighting Availability	Heater	Whisper Technology®	Product Code	Bathtub Color	List Price W - White Y + \$125 B + \$375
SOAKING BATH Shipping weight: 85 lbs.	B	U	X	X	None	No	No	NOV6042BUXXXX	W	\$1,409
PURE AIR® BATH - 800w variable-speed heated air blower Shipping weight: 121 lbs.	A	L	R	2	None	No	No	NOV6042ALR2XX	W	\$3,427
		R	L	2	None	No	No	NOV6042ARL2XX	W	\$3,427
WHIRLPOOL BATH - 4 TargetPro™ jets - 4 AccuPro™ jets Shipping weight: 117 lbs.	W	L	R	2	None	No	No	NOV6042WLR2XX	W	\$3,427
				2	None	Yes	No	NOV6042WLR2HX	W	\$3,822
				2	Chromatherapy	Yes	No	NOV6042WLR2CH	W	\$4,297
		R	L	2	None	No	No	NOV6042WRL2XX	W	\$3,427
				2	None	Yes	No	NOV6042WRL2HX	W	\$3,822
				2	Chromatherapy	Yes	No	NOV6042WRL2CH	W	\$4,297

Note: Nova™ 6042 is available as a drop-in with a 3-sided built-in tile flange for alcove installations. Please call Customer Service for custom order.

HYDROTHERAPY EXPERIENCE CODES:

B = Bath Soaking
A = Pure Air®
W = Whirlpool

LOCATION CODES:

R = Right
L = Left
U = Universal
X = Not Applicable

CONTROL CODES*:

X = None
2 = J2 Basic Control

*See page 3 for available control options

FEATURE CODES:

XX = Not Applicable
HX = Heater
CH = Chromatherapy & Heater

COLOR CODES**:


W = White
Y = Oyster
B = Black

NOTE:
\$125 Upgrade on Oyster
\$375 Upgrade on Black

**Replace last letter in product code with color letter

HYDROTHERAPY EXPERIENCE CODES: B = Bath Soaking A = Pure Air® W = Whirlpool	LOCATION CODES: R = Right L = Left U = Universal X = Not Applicable	CONTROL CODES*: X = None 2 = J2 Basic Control <small>*See page 3 for available control options</small>	FEATURE CODES: XX = Not Applicable HX = Heater CH = Chromatherapy & Heater	COLOR CODES**: W = White Y = Oyster B = Black <small>NOTE: \$125 Upgrade on Oyster \$375 Upgrade on Black **Replace last letter in product code with color letter</small>
---	--	--	--	---


NOVA™ 7242
NOV7242

 **DROP-IN | 72"L x 42"W x 20.5"H**

Hydrotherapy Experience	Experience	Drain	Equipment Location	Controls	Lighting Availability	Heater	Whisper Technology®	Product Code	Bath tub Color	List Price W - White Y + \$125 B + \$375
SOAKING BATH Shipping weight: 98 lbs.	B	U	X	X	None	No	No	NOV7242BUXXXX	W	\$1,766
PURE AIR® BATH - 800w variable-speed heated air blower Shipping weight: 139 lbs.	A	L	R	2	None	No	No	NOV7242ALR2XX	W	\$4,050
		R	L	2	None	No	No	NOV7242ARL2XX	W	\$4,050
WHIRLPOOL BATH - 4 TargetPro™ jets - 4 AccuPro™ jets Shipping weight: 155 lbs.	W	L	R	2	None	No	No	NOV7242WLR2XX	W	\$4,050
				2	None	Yes	No	NOV7242WLR2HX	W	\$4,445
				2	Chromatherapy	Yes	No	NOV7242WLR2CH	W	\$4,920
		R	L	2	None	No	No	NOV7242WRL2XX	W	\$4,050
				2	None	Yes	No	NOV7242WRL2HX	W	\$4,445
				2	Chromatherapy	Yes	No	NOV7242WRL2CH	W	\$4,920

HYDROTHERAPY EXPERIENCE CODES: B = Bath Soaking A = Pure Air® W = Whirlpool	LOCATION CODES: R = Right L = Left U = Universal X = Not Applicable	CONTROL CODES*: X = None 2 = J2 Basic Control <small>*See page 3 for available control options</small>	FEATURE CODES: XX = Not Applicable HX = Heater CH = Chromatherapy & Heater	COLOR CODES**: W = White Y = Oyster B = Black NOTE: \$125 Upgrade on Oyster \$375 Upgrade on Black <small>**Replace last letter in product code with color letter</small>
---	--	--	--	---

NOVA™ 6042
NVS6042

 SKIRTED | 60"L x 42"W x 18.5"H

Hydrotherapy Experience	Experience	Drain	Equipment Location	Controls	Lighting Availability	Heater	Whisper Technology®	Product Code	Bathtub Color	List Price W - White Y + \$125 B + \$375
SOAKING BATH - Integral skirt with built-in tile flange Shipping weight: 99 lbs.	B	L	X	X	None	No	No	NVS6042BLXXXX	W	\$1,729
		R	X	X	None	No	No	NVS6042BRXXXX	W	\$1,729
PURE AIR® BATH - 800w variable-speed heated air blower - Integral skirt with built-in tile flange Shipping weight: 108 lbs.	A	L	R	2	None	No	No	NVS6042ALR2XX	W	\$3,740
		R	L	2	None	No	No	NVS6042ARL2XX	W	\$3,740
WHIRLPOOL BATH - 4 TargetPro™ jets - 4 AccuPro™ jets - Integral skirt with built-in tile flange Shipping weight: 135 lbs.	W	L	R	2	None	No	No	NVS6042WLR2XX	W	\$3,740
				2	None	Yes	No	NVS6042WLR2HX	W	\$4,135
				2	Chromatherapy	Yes	No	NVS6042WLR2CH	W	\$4,610
		R	L	2	None	No	No	NVS6042WRL2XX	W	\$3,740
				2	None	Yes	No	NVS6042WRL2HX	W	\$4,135
				2	Chromatherapy	Yes	No	NVS6042WRL2CH	W	\$4,610

Note: Nova™ 6042 Skirted also available with two access panels. Please call Customer Service for custom order.

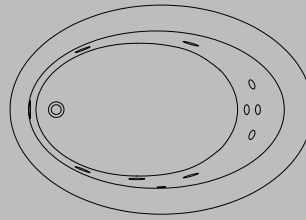
NOVA™ | ACCESSORIES

Recommended:

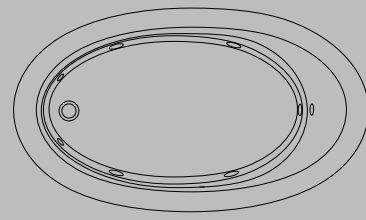
Jet trim kits in Chrome, Brushed Nickel, or Oil-Rubbed Bronze		See page 142
Universal rotary/cable drain kit, 26" cable	HP55	See page 139
Universal deep soak drain kit (Compatible with non-jetted tubs only)	LH33	See page 139
Slip cover drain kit	PG35	See page 139
Tile flange kit	5817	See page 144
Chromatherapy color light kit — field installed	GD56	See page 144

RIVA®

- RIVA® 6243
- RIVA® 6638
- RIVA® 7242
- ACCESSORIES



RIVA® 6243 WHIRLPOOL



RIVA® 7242 WHIRLPOOL

RIVA® 6243 RIV6243

DROP-IN or UNDERMOUNT | 62"L x 43"W x 19"H

Hydrotherapy Experience	Experience	Drain	Equipment Location	Controls	Lighting Availability	Heater	Whisper Technology®	Product Code	Bathtub Color	List Price W - White Y + \$125 B + \$375
SOAKING BATH Shipping weight: 82 lbs.	B	U	X	X	None	No	No	RIV6243BUXXXX	W	\$1,445
PURE AIR® BATH - 800w variable-speed heated air blower Shipping weight: 117 lbs.	A	L	R	2	None	No	No	RIV6243ALR2XX	W	\$3,435
		R	L	2	None	No	No	RIV6243ARL2XX	W	\$3,435
WHIRLPOOL BATH - 4 TargetPro™ jets - 4 AccuPro™ jets Shipping weight: 116 lbs.	W	L	R	2	None	No	No	RIV6243WLR2XX	W	\$3,435
				2	None	Yes	No	RIV6243WLR2HX	W	\$3,830
				2	Chromatherapy	Yes	No	RIV6243WLR2CH	W	\$4,305
		R	L	2	None	No	No	RIV6243WRL2XX	W	\$3,435
				2	None	Yes	No	RIV6243WRL2HX	W	\$3,830
				2	Chromatherapy	Yes	No	RIV6243WRL2CH	W	\$4,305

RIVA® 6638 RIV6638

DROP-IN or UNDERMOUNT | 66.25"L x 38.25"W x 19.5"H

Hydrotherapy Experience	Experience	Drain	Equipment Location	Controls	Lighting Availability	Heater	Whisper Technology®	Product Code	Bathtub Color	List Price W-White Y + \$125 B + \$375
SOAKING BATH Shipping weight: 96 lbs.	B	U	X	X	None	No	No	RIV6638BUXXXX	W	\$1,790
PURE AIR® BATH - 800w variable-speed heated air blower Shipping weight: 133 lbs.	A	L	R	2	None	No	No	RIV6638ALR2XX	W	\$4,018
		R	L	2	None	No	No	RIV6638ARL2XX	W	\$4,018
WHIRLPOOL BATH - 4 TargetPro™ jets - 4 AccuPro™ jets Shipping weight: 125 lbs.	W	L	R	2	None	No	No	RIV6638WLR2XX	W	\$4,018
				2	None	Yes	No	RIV6638WLR2HX	W	\$4,413
				2	Chromatherapy	Yes	No	RIV6638WLR2CH	W	\$4,888
		R	L	2	None	No	No	RIV6638WRL2XX	W	\$4,018
				2	None	Yes	No	RIV6638WRL2HX	W	\$4,413
				2	Chromatherapy	Yes	No	RIV6638WRL2CH	W	\$4,888

HYDROTHERAPY EXPERIENCE CODES: B = Bath Soaking A = Pure Air® W = Whirlpool	LOCATION CODES: R = Right L = Left U = Universal X = Not Applicable	CONTROL CODES*: X = None 2 = J2 Basic Control <small>*See page 3 for available control options</small>	FEATURE CODES: XX = Not Applicable HX = Heater CH = Chromatherapy & Heater	COLOR CODES**: W = White Y = Oyster B = Black NOTE: \$125 Upgrade on Oyster \$375 Upgrade on Black <small>**Replace last letter in product code with color letter</small>
---	--	--	--	---

RIVA® 7242
RIV7242

 **DROP-IN or UNDERMOUNT | 72"L x 42"W x 20.5"H**

Hydrotherapy Experience	Experience	Drain	Equipment Location	Controls	Lighting Availability	Heater	Whisper Technology®	Product Code	Bathtub Color	List Price W - White Y + \$125 B + \$375
SOAKING BATH Shipping weight: 88 lbs.	B	U	X	X	None	No	No	RIV7242BUXXXX	W	\$1,822
PURE AIR® BATH - 800w variable-speed heated air blower Shipping weight: 136 lbs.	A	L	R	2	None	No	No	RIV7242ALR2XX	W	\$4,101
		R	L	2	None	No	No	RIV7242ARL2XX	W	\$4,101
WHIRLPOOL BATH - 4 TargetPro™ jets - 4 AccuPro™ jets Shipping weight: 151 lbs.	W	L	R	2	None	No	No	RIV7242WLR2XX	W	\$4,101
				2	None	Yes	No	RIV7242WLR2HX	W	\$4,496
				2	Chromatherapy	Yes	No	RIV7242WLR2CH	W	\$4,971
		R	L	2	None	No	No	RIV7242WRL2XX	W	\$4,101
				2	None	Yes	No	RIV7242WRL2HX	W	\$4,496
				2	Chromatherapy	Yes	No	RIV7242WRL2CH	W	\$4,971

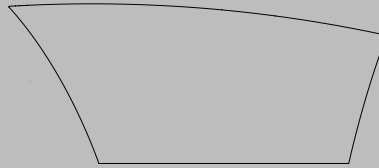
RIVA® | ACCESSORIES

Recommended:

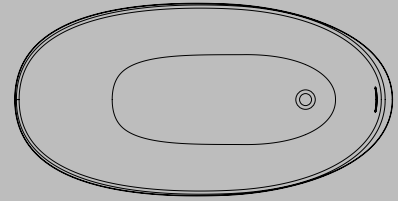
Jet trim kits in Chrome, Brushed Nickel, or Oil-Rubbed Bronze		See page 142
Universal rotary/cable drain kit, 26" cable	HP55	See page 139
Universal deep soak drain kit (Compatible with non-jetted tubs only)	LH33	See page 139
Slip cover drain kit	PG35	See page 139
Chromatherapy color light kit — field installed	GD56	See page 144

ROSALIA®

- ROSALIA® 6634
- ACCESSORIES



ROSALIA® 6634 SIDE VIEW



ROSALIA® 6634 SOAKING BATH

ROSALIA® 6634 ROF6634

FREESTANDING | 66" L x 34" W x 27" H

Hydrotherapy Experience	Experience	Drain	Equipment Location	Controls	Lighting Availability	Color	Inside Finish	Outside Finish	Product Code	List Price
SOAKING BATH - Luxecast® Solid Surface - Integral linear overflow Shipping weight: 423 lbs.	B	U	X	X	None	White	Gloss	Gloss	ROF6634BUXXXG	\$7,780
					None	White	Matte	Matte	ROF6634BUXXXM	\$7,780

Note: An integral linear overflow and white texture-matched toe tap drain kit is included with the bathtub.

ROSALIA® | ACCESSORIES

Recommended:

Rosalia® Sink	ROVI620	See page 156
Lenire® luxury pillow	LEPI155T	See page 144
Drain alignment kit for freestanding bathtub installations	MZ20000	See page 140
Bath/shower shelf	PP58	See page 144

HYDROTHERAPY EXPERIENCE CODES:

B = Bath Soaking

LOCATION CODES:

U = Universal

CONTROL CODES:

X = None

FEATURE CODES:


XX = Not Applicable

COLOR CODES**:

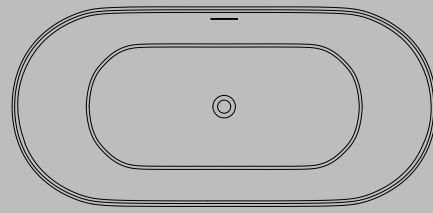
G = Gloss White
M = Matte White

SERAFINA®

- SERAFINA® 593 I
- SERAFINA® 673 I
- ACCESSORIES




SERAFINA® SIDE VIEW



SERAFINA® SOAKING BATH


SERAFINA® 593 I SNF593 I

 FREESTANDING | 59"L x 31.5"W x 24"H

Hydrotherapy Experience	Experience	Drain	Equipment Location	Controls	Lighting Availability	Heater	Drain Finish	Product Code	Color: see page note [†]	List Price
SOAKING BATH - Integral linear overflow Shipping weight: 112 lbs.	B	C	X	X	None	No	Chrome	SNF593IBCXXXX	W	\$4,375
	B	C	X	X	None	No	White	SNF593IBCXXXX	G	\$4,375

[†]Note: An integral linear overflow and toe tap drain kit is included with the bathtub. W stands for White bath/Chrome drain and overflow. G stands for White bath/White drain and overflow.

SERAFINA® 673 I SNF673 I

 FREESTANDING | 67"L x 31.5"W x 24"H

Hydrotherapy Experience	Experience	Drain	Equipment Location	Controls	Lighting Availability	Heater	Drain Finish	Product Code	Color: see page note [†]	List Price
SOAKING BATH - Integral linear overflow Shipping weight: 175 lbs.	B	C	X	X	None	No	Chrome	SNF673IBCXXXX	W	\$4,625
	B	C	X	X	None	No	White	SNF673IBCXXXX	G	\$4,625

[†]Note: An integral linear overflow and toe tap drain kit is included with the bathtub. W stands for White bath/Chrome drain and overflow. G stands for White bath/White drain and overflow.

SERAFINA® | ACCESSORIES

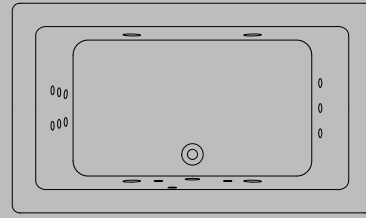
Recommended:

Lenire® luxury pillow	LEPI155T	See page 144
Drain alignment kit for freestanding bathtub installations	MZ20000	See page 140
Bath/shower shelf	PP58	See page 144

HYDROTHERAPY EXPERIENCE CODES: B = Bath Soaking	LOCATION CODES: C = Center	CONTROL CODES: X = None	FEATURE CODES: XX = Not Applicable	COLOR CODES: W = White bath/Chrome drain & overflow G = White bath/White drain & overflow
---	--------------------------------------	-----------------------------------	--	--

SIA®

- SIA® 6636
- SIA® 7242
- ACCESSORIES



SIA® WHIRLPOOL

SIA® 6636 SIA6636



DROP-IN or UNDERMOUNT | 66"L x 36"W x 24"H

Hydrotherapy Experience	Experience	Drain	Equipment Location	Controls	Lighting Availability	Heater	Whisper Technology®	Product Code	Bathtub Color	List Price W - White Y + \$125 B + \$375
SOAKING BATH Shipping weight: 149 lbs.	B	C	X	X	None	No	No	SIA6636BCXXXX	W	\$2,457
				2	Chromatherapy	No	No	SIA6636BCX2CX	W	\$2,932
PURE AIR® BATH - 800w variable-speed heated air blower Shipping weight: 211 lbs.	A	C	R	4	Chromatherapy	No	No	SIA6636ACR4CX	W	\$6,518
				5	Chromatherapy	No	No	SIA6636ACR5CX	W	\$7,413
WHIRLPOOL BATH - 4 TargetPro™ jets - 9 AccuPro™ jets - Whirlpool maintenance heater Shipping weight: 207 lbs.	W	C	R	4	Chromatherapy	Yes	No	SIA6636WCR4CH	W	\$6,518
				4	Chromatherapy	Yes	Yes	SIA6636WCR4CW	W	\$6,723
				4	Illumatherapy™	Yes	No	SIA6636WCR4IH	W	\$7,038
				4	Illumatherapy™	Yes	Yes	SIA6636WCR4IW	W	\$7,243
				5	Chromatherapy	Yes	No	SIA6636WCR5CH	W	\$7,413
				5	Chromatherapy	Yes	Yes	SIA6636WCR5CW	W	\$7,618
				5	Illumatherapy™	Yes	No	SIA6636WCR5IH	W	\$7,933
				5	Illumatherapy™	Yes	Yes	SIA6636WCR5IW	W	\$8,138
SALON® SPA COMBINATION - 4 TargetPro™ jets - 9 AccuPro™ jets - Whirlpool maintenance heater - 900w variable-speed heated air blower Shipping weight: 237 lbs.	C	C	R	4	Chromatherapy	Yes	No	SIA6636CCR4CH	W	\$9,025
				4	Chromatherapy	Yes	Yes	SIA6636CCR4CW	W	\$9,230
				4	Illumatherapy™	Yes	No	SIA6636CCR4IH	W	\$9,545
				4	Illumatherapy™	Yes	Yes	SIA6636CCR4IW	W	\$9,750
				5	Chromatherapy	Yes	No	SIA6636CCR5CH	W	\$9,920
				5	Chromatherapy	Yes	Yes	SIA6636CCR5CW	W	\$10,125
				5	Illumatherapy™	Yes	No	SIA6636CCR5IH	W	\$10,440
				5	Illumatherapy™	Yes	Yes	SIA6636CCR5IW	W	\$10,645

HYDROTHERAPY EXPERIENCE CODES:

- B = Bath Soaking
- A = Pure Air®
- W = Whirlpool
- C = Salon® Spa Combination

LOCATION CODES:

- C = Center
- R = Right
- X = Not Applicable

CONTROL CODES*:

- X = None
- 2 = J2 Basic Control
- 4 = J4 luxury Control
- 5 = J5 LCD Control

*See page 3 for available control options

FEATURE CODES:

- XX = Not Applicable
- CX = Chromatherapy
- CH = Chromatherapy & Heater
- CW = Chromatherapy, Heater & Whisper Technology®
- IH = Illumatherapy™ & Heater
- IW = Illumatherapy™, Heater & Whisper Technology®

COLOR CODES:**

- W = White
- Y = Oyster
- B = Black

NOTE:
\$125 Upgrade on Oyster
\$375 Upgrade on Black

**Replace last letter in product code with color letter

HYDROTHERAPY EXPERIENCE CODES: B = Bath Soaking A = Pure Air® W = Whirlpool C = Salon® Spa Combination	LOCATION CODES: C = Center R = Right X = Not Applicable	CONTROL CODES*: X = None 2 = J2 Basic Control 4 = J4 Luxury Control 5 = J5 LCD Control <small>*See page 3 for available control options</small>	FEATURE CODES: XX = Not Applicable CX = Chromatherapy CH = Chromatherapy & Heater CW = Chromatherapy, Heater & Whisper Technology® IH = Illumatherapy™ & Heater IW = Illumatherapy™, Heater & Whisper Technology®	COLOR CODES**: W = White Y = Oyster B = Black NOTE: \$125 Upgrade on Oyster \$375 Upgrade on Black <small>**Replace last letter in product code with color letter</small>
---	---	---	--	---

SIA® 7242
SIA7242

 **DROP-IN or UNDERMOUNT | 72"L x 42"W x 24"H**

Hydrotherapy Experience	Experience	Drain	Equipment Location	Controls	Lighting Availability	Heater	Whisper Technology®	Product Code	Bathtub Color	List Price W - White Y + \$125 B + \$375
SOAKING BATH Shipping weight: 156 lbs.	B	C	X	X	None	No	No	SIA7242BCXXXX	W	\$2,785
				2	Chromatherapy	No	No	SIA7242BCX2CX	W	\$3,260
PURE AIR® BATH - 800w variable-speed heated air blower Shipping weight: 225 lbs.	A	C	R	4	Chromatherapy	No	No	SIA7242ACR4CX	W	\$6,909
				5	Chromatherapy	No	No	SIA7242ACR5CX	W	\$7,804
WHIRLPOOL BATH - 4 TargetPro™ jets - 9 AccuPro™ jets - Whirlpool maintenance heater Shipping weight: 218 lbs.	W	C	R	4	Chromatherapy	Yes	No	SIA7242WCR4CH	W	\$6,909
				4	Chromatherapy	Yes	Yes	SIA7242WCR4CW	W	\$7,114
				4	Illumatherapy™	Yes	No	SIA7242WCR4IH	W	\$7,429
				4	Illumatherapy™	Yes	Yes	SIA7242WCR4IW	W	\$7,634
				5	Chromatherapy	Yes	No	SIA7242WCR5CH	W	\$7,804
				5	Chromatherapy	Yes	Yes	SIA7242WCR5CW	W	\$8,009
				5	Illumatherapy™	Yes	No	SIA7242WCR5IH	W	\$8,324
				5	Illumatherapy™	Yes	Yes	SIA7242WCR5IW	W	\$8,529
SALON® SPA COMBINATION - 4 TargetPro™ jets - 9 AccuPro™ jets - Whirlpool maintenance heater - 900w variable-speed heated air blower Shipping weight: 243 lbs.	C	C	R	4	Chromatherapy	Yes	No	SIA7242CCR4CH	W	\$9,383
				4	Chromatherapy	Yes	Yes	SIA7242CCR4CW	W	\$9,588
				4	Illumatherapy™	Yes	No	SIA7242CCR4IH	W	\$9,903
				4	Illumatherapy™	Yes	Yes	SIA7242CCR4IW	W	\$10,108
				5	Chromatherapy	Yes	No	SIA7242CCR5CH	W	\$10,278
				5	Chromatherapy	Yes	Yes	SIA7242CCR5CW	W	\$10,483
				5	Illumatherapy™	Yes	No	SIA7242CCR5IH	W	\$10,798
				5	Illumatherapy™	Yes	Yes	SIA7242CCR5IW	W	\$11,003

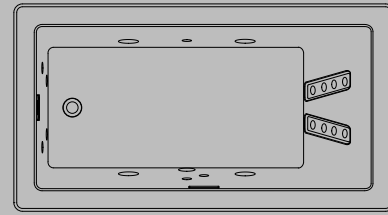
SIA® | ACCESSORIES

Recommended:

Jet trim kits in Chrome, Brushed Nickel, or Oil-Rubbed Bronze		See page 142
Universal rotary/cable drain kit, 26" cable	HP55	See page 139
Slip cover drain kit	PG35	See page 139
Rotary Drain PVC Drain Kit, 26" Cable (Does not include waste and overflow pipes)	DA34	See page 139
Chromatherapy color light kit — field installed	GD56	See page 144

SOLNA™

- SOLNA™ 6042
- SOLNA™ 6636
- SOLNA™ 7242
- ACCESSORIES



SOLNA™

SOLNA™ 6042 SOL6042



DROP-IN or UNDERMOUNT | 60"L x 42"W x 26"H

	Experience	Drain	Equipment Location	Controls	Lighting Availability	Heater	Whisper Technology®	Product Code	Bathtub Color	List Price W - White Y + \$125
SOAKING BATH Shipping weight: 128 lbs.	B	U	X	X	None	No	No	SOL6042BUXXXX	W	\$2,244
				2	Chromatherapy	No	No	SOL6042BUX2CX	W	\$2,719
PURE AIR® BATH - 800w variable-speed heated air blower Shipping weight: 186 lbs.	A	L	R	4	Chromatherapy	No	No	SOL6042ALR4CX	W	\$6,212
		R	L	4	Chromatherapy	No	No	SOL6042ARL4CX	W	\$6,212
WHIRLPOOL BATH - 4 TheraPro™ jets - 12 AccuPro™ jets - Whirlpool maintenance heater Shipping weight: 186 lbs.	W	C	R	4	Chromatherapy	Yes	No	SOL6042WLR4CH	W	\$6,212
				4	Chromatherapy	Yes	Yes	SOL6042WLR4CW	W	\$6,417
				4	Illumatherapy™	Yes	Yes	SOL6042WLR4IW	W	\$6,937
		R	L	4	Chromatherapy	Yes	No	SOL6042WRL4CH	W	\$6,212
				4	Chromatherapy	Yes	Yes	SOL6042WRL4CW	W	\$6,417
				4	Illumatherapy™	Yes	Yes	SOL6042WRL4IW	W	\$6,937
SALON® SPA COMBINATION - 4 TheraPro™ jets - 12 AccuPro™ jets - Whirlpool maintenance heater - 900w variable-speed heated air blower Shipping weight: 208 lbs.	C	L	R	4	Chromatherapy	Yes	No	SOL6042CRL4CH	W	\$11,266
				4	Chromatherapy	Yes	Yes	SOL6042CRL4CW	W	\$11,471
				4	Illumatherapy™	Yes	Yes	SOL6042CRL4IW	W	\$11,991
		R	L	5	Chromatherapy	Yes	No	SOL6042CRL5CH	W	\$12,161
				5	Chromatherapy	Yes	Yes	SOL6042CRL5CW	W	\$12,366
				5	Illumatherapy™	Yes	Yes	SOL6042CRL5IW	W	\$12,886

HYDROTHERAPY EXPERIENCE CODES:

- B = Bath Soaking
- A = Pure Air®
- W = Whirlpool
- C = Salon® Spa Combination

LOCATION CODES:

- R = Right
- L = Left
- U = Universal
- X = Not Applicable

CONTROL CODES*:

- X = None
- 2 = J2 Basic Control
- 4 = J4 luxury Control
- 5 = J5 LCD Control

*See page 3 for available control options

FEATURE CODES:

- XX = Not Applicable
- CX = Chromatherapy
- CH = Chromatherapy & Heater
- CW = Chromatherapy, Heater & Whisper Technology®
- IW = Illumatherapy™, Heater & Whisper Technology®

COLOR CODES:**

- W = White
- Y = Oyster

NOTE:
\$125 Upgrade on Oyster

**Replace last letter in product code with color letter

HYDROTHERAPY EXPERIENCE CODES: B = Bath Soaking A = Pure Air® W = Whirlpool C = Salon® Spa Combination	LOCATION CODES: R = Right L = Left U = Universal X = Not Applicable	CONTROL CODES*: X = None 2 = J2 Basic Control 4 = J4 Luxury Control 5 = J5 LCD Control <small>*See page 3 for available control options</small>	FEATURE CODES: XX = Not Applicable CX = Chromatherapy CH = Chromatherapy & Heater CW = Chromatherapy, Heater & Whisper Technology® IW = Illumatherapy™, Heater & Whisper Technology®	COLOR CODES**: W = White Y = Oyster NOTE: \$125 Upgrade on Oyster <small>**Replace last letter in product code with color letter</small>
---	--	---	--	--

SOLNA™ 6636
SOL6636

 **DROP-IN or UNDERMOUNT | 66"L x 36"W x 26"H**

Hydrotherapy Experience	Experience	Drain	Equipment Location	Controls	Lighting Availability	Heater	Whisper Technology®	Product Code	Bathtub Color	List Price W - White Y + \$125
SOAKING BATH Shipping weight: 122 lbs.	B	U	X	X	None	No	No	SOL6636BUXXXX	W	\$2,373
				2	Chromatherapy	No	No	SOL6636BUX2CX	W	\$2,848
PURE AIR® BATH - 800w variable-speed heated air blower Shipping weight: 180 lbs.	A	L	R	4	Chromatherapy	No	No	SOL6636ALR4CX	W	\$6,333
		R	L	4	Chromatherapy	No	No	SOL6636ARL4CX	W	\$6,333
WHIRLPOOL BATH - 4 TheraPro™ jets - 12 AccuPro™ jets - Whirlpool maintenance heater Shipping weight: 180 lbs.	W	C	R	4	Chromatherapy	Yes	No	SOL6636WLR4CH	W	\$6,333
				4	Chromatherapy	Yes	Yes	SOL6636WLR4CW	W	\$6,538
				4	Illumatherapy™	Yes	Yes	SOL6636WLR4IW	W	\$7,058
		R	L	4	Chromatherapy	Yes	No	SOL6636WRL4CH	W	\$6,333
				4	Chromatherapy	Yes	Yes	SOL6636WRL4CW	W	\$6,538
				4	Illumatherapy™	Yes	Yes	SOL6636WRL4IW	W	\$7,058
SALON® SPA COMBINATION - 4 TheraPro™ jets - 12 AccuPro™ jets - Whirlpool maintenance heater - 900w variable-speed heated air blower Shipping weight: 202 lbs.	C	L	R	4	Chromatherapy	Yes	No	SOL6636CRL4CH	W	\$11,438
				4	Chromatherapy	Yes	Yes	SOL6636CRL4CW	W	\$11,643
				4	Illumatherapy™	Yes	Yes	SOL6636CRL4IW	W	\$12,163
		R	L	5	Chromatherapy	Yes	No	SOL6636CRL5CH	W	\$12,333
				5	Chromatherapy	Yes	Yes	SOL6636CRL5CW	W	\$12,538
				5	Illumatherapy™	Yes	Yes	SOL6636CRL5IW	W	\$13,058

HYDROTHERAPY EXPERIENCE CODES: B = Bath Soaking A = Pure Air® W = Whirlpool C = Salon® Spa Combination	LOCATION CODES: R = Right L = Left U = Universal X = Not Applicable	CONTROL CODES*: X = None 2 = J2 Basic Control 4 = J4 Luxury Control 5 = J5 LCD Control <small>*See page 3 for available control options</small>	FEATURE CODES: XX = Not Applicable CX = Chromatherapy CH = Chromatherapy & Heater CW = Chromatherapy, Heater & Whisper Technology® IW = Illumatherapy™, Heater & Whisper Technology®	COLOR CODES**: W = White Y = Oyster NOTE: \$125 Upgrade on Oyster <small>**Replace last letter in product code with color letter</small>
---	--	---	--	--

SOLNA™ 7242
SOL7242

 **DROP-IN or UNDERMOUNT | 72"L x 42"W x 26"H**

Hydrotherapy Experience	Experience	Drain	Equipment Location	Controls	Lighting Availability	Heater	Whisper Technology®	Product Code	Bathtub Color	List Price W - White Y + \$125
SOAKING BATH Shipping weight: 129 lbs.	B	U	X	X	None	No	No	SOL7242BUXXXX	W	\$2,635
				2	Chromatherapy	No	No	SOL7242BUX2CX	W	\$3,110
PURE AIR® BATH - 800w variable-speed heated air blower Shipping weight: 187 lbs.	A	L	R	4	Chromatherapy	No	No	SOL7242ALR4CX	W	\$6,691
		R	L	4	Chromatherapy	No	No	SOL7242ARL4CX	W	\$6,691
WHIRLPOOL BATH - 4 TheraPro™ jets - 12 AccuPro™ jets - Whirlpool maintenance heater Shipping weight: 187 lbs.	W	C	R	4	Chromatherapy	Yes	No	SOL7242WLR4CH	W	\$6,691
				4	Chromatherapy	Yes	Yes	SOL7242WLR4CW	W	\$6,896
				4	Illumatherapy™	Yes	Yes	SOL7242WLR4IW	W	\$7,416
		R	L	4	Chromatherapy	Yes	No	SOL7242WRL4CH	W	\$6,691
				4	Chromatherapy	Yes	Yes	SOL7242WRL4CW	W	\$6,896
				4	Illumatherapy™	Yes	Yes	SOL7242WRL4IW	W	\$7,416
SALON® SPA COMBINATION - 4 TheraPro™ jets - 12 AccuPro™ jets - Whirlpool maintenance heater - 900w variable-speed heated air blower Shipping weight: 209lb	C	L	R	4	Chromatherapy	Yes	No	SOL7242CRL4CH	W	\$11,779
				4	Chromatherapy	Yes	Yes	SOL7242CRL4CW	W	\$11,984
				4	Illumatherapy™	Yes	Yes	SOL7242CRL4IW	W	\$12,504
		R	L	5	Chromatherapy	Yes	No	SOL7242CRL5CH	W	\$12,674
				5	Chromatherapy	Yes	Yes	SOL7242CRL5CW	W	\$12,879
				5	Illumatherapy™	Yes	Yes	SOL7242CRL5IW	W	\$13,399

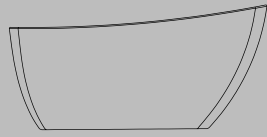
SOLNA™ | ACCESSORIES

Recommended:

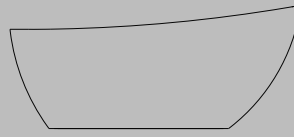
Jet trim kits in Chrome, Brushed Nickel, or Oil-Rubbed Bronze		See page 142
Universal rotary/cable drain kit, 26" cable	HP55	See page 139
Universal Deep Soak Drain Kit	LH33	See page 139
Slip cover drain kit	PG35	See page 139
Lenire™ Luxury Pillow	LEPI155T	See page 144
Chromatherapy color light kit — field installed	GD56	See page 144

STELLA®

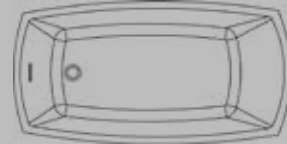
- STELLA® 593 I
- STELLA® 673 I
- ACCESSORIES



STELLA® 593 I SIDE VIEW




STELLA® 673 I SIDE VIEW



STELLA® SOAKING BATH


STELLA® 593 I STF593 I

 FREESTANDING | 59" L x 31" W x 28.25" H

Hydrotherapy Experience	Experience	Drain	Equipment Location	Controls	Lighting Availability	Heater	Bathtub Color	Drain Finish	Product Code	Color: see page note†	List Price
SOAKING BATH Shipping weight: 169 lbs.	B	U	X	X	None	No	White	Chrome	STF593 I BUXXXX	W	\$4,307
	B	U	X	X	None	No	White	White	STF593 I BUXXXX	G	\$4,307

†Note: An integral linear overflow drain kit is included with the bathtub.

STELLA® 673 I STF673 I

 FREESTANDING | 67" L x 31" W x 28.25" H

Hydrotherapy Experience	Experience	Drain	Equipment Location	Controls	Lighting Availability	Heater	Bathtub Color	Drain Finish	Product Code	Color: see page note†	List Price
SOAKING BATH - Integral linear overflow Shipping weight: 169 lbs.	B	U	X	X	None	No	White	Chrome	STF673 I BUXXXX	W	\$4,807
	B	U	X	X	None	No	White	White	STF673 I BUXXXX	G	\$4,807

†Note: An integral linear overflow and toe tap drain kit is included with the bathtub. W stands for white bath/chrome drain and overflow. G stands for white bath/white drain and overflow.

STELLA® | ACCESSORIES

Recommended:

Lenire® luxury pillow	LEPI155T	See page 144
Drain alignment kit for freestanding bathtub installations	MZ20000	See page 140
Bath/shower shelf	PP58	See page 144

HYDROTHERAPY EXPERIENCE CODES:

B = Bath Soaking

LOCATION CODES:

U = Universal

CONTROL CODES:

X = None

FEATURE CODES:


XX = Not Applicable

COLOR CODES:

W = White bath/
Chrome drain & overflow
G = White bath/
White drain & overflow

SIGNATURE® RECTANGLE

- SIGNATURE® 6030 SKIRTED
- SIGNATURE® 6032 SKIRTED
- SIGNATURE® 6036 SKIRTED
- SIGNATURE® 6632 SKIRTED
- SIGNATURE® 7236 SKIRTED
- ACCESSORIES



*SIGNATURE® SKIRTED
SIDE VIEW



*SIGNATURE® SKIRTED
WHIRLPOOL

*Only for the 60" and 66" length bathtubs

SIGNATURE® 6030 LOW-PROFILE 17" SKIRTED J1L6030

SKIRTED | 60"L x 30"W x 17"H

Hydrotherapy Experience	Experience	Drain	Equipment Location	Controls	Heater	Tile Flange	Removable Access Panel	Product Code	Bathtub Color	List Price W - White Y + \$125*
SOAKING BATH Shipping weight: 78 lbs.	B	L	X	X	No	Yes	No	J1L6030BLXXXX	W	\$1,122
		R	X	X	No	Yes	No	J1L6030BRXXXX	W	\$1,122
WHIRLPOOL BATH - 6 PointPro® jets Shipping weight: 84 lbs.	W	L	R	I	No	Yes	No	J1L6030WLR1XX	W	\$1,935
		R	L	I	No	Yes	No	J1L6030WRL1XX	W	\$1,935
		L	R	I	Yes	Yes	No	J1L6030WLR1HX	W	\$2,330
		R	L	I	Yes	Yes	No	J1L6030WRL1HX	W	\$2,330

*Oyster available on these models by special order only.
Note: Models also available in 16" height. Replace L with 6 in MPC.

SIGNATURE® 6030 LOW-PROFILE AFR 18" SKIRTED J186030

SKIRTED | 60"L x 30"W x 18"H

Hydrotherapy Experience	Experience	Drain	Equipment Location	Controls	Heater	Tile Flange	Removable Access Panel	Product Code	Bathtub Color	List Price W - White Y + \$125*
SOAKING BATH Shipping weight: 78 lbs.	B	L	X	X	No	Yes	No	J186030BLXXXX	W	\$1,122
		R	X	X	No	Yes	No	J186030BRXXXX	W	\$1,122
WHIRLPOOL BATH - 6 PointPro® jets Shipping weight: 84 lbs.	W	L	R	I	No	Yes	No	J186030WLR1XX	W	\$1,935
		R	L	I	No	Yes	No	J186030WRL1XX	W	\$1,935
		L	R	I	Yes	Yes	No	J186030WLR1HX	W	\$2,330
		R	L	I	Yes	Yes	No	J186030WRL1HX	W	\$2,330

*Oyster available on these models by special order only.


<p>FAMILY:</p> <p>J1 = Rectangle S1 = Rectangle Flat Front</p>	<p>INSTALLATION TYPE</p> <p>S = Skirted</p>	<p>HYDROTHERAPY EXPERIENCE CODES:</p> <p>B = Bath Soaking W = Whirlpool</p> <p>CONTROL CODES*:</p> <p>X = None I = Manual on/off</p>	<p>LOCATION CODES:</p> <p>R = Right L = Left X = Not Applicable</p>	<p>FEATURE CODES:</p> <p>XX = Not Applicable HX = Heater RS = Removable Skirt</p> <p>COLOR CODES**:</p> <p>W = White Y = Oyster</p> <p>NOTE: \$125 Upgrade on Oyster</p>
---	--	--	--	--

*See page 3 for available control options

**Replace last letter in product code with color letter

FAMILY: J1 = Rectangle S1 = Rectangle Flat Front	INSTALLATION TYPE S = Skirted	HYDROTHERAPY EXPERIENCE CODES: B = Bath Soaking W = Whirlpool CONTROL CODES*: X = None I = Manual on/off	LOCATION CODES: R = Right L = Left X = Not Applicable	FEATURE CODES: XX = Not Applicable HX = Heater RS = Removable Skirt COLOR CODES**: W = White Y = Oyster NOTE: \$125 Upgrade on Oyster
		*See page 3 for available control options		**Replace last letter in product code with color letter


SIGNATURE® 6032 LOW-PROFILE 17" SKIRTED
J1L6032

 SKIRTED | 60"L x 32"W x 17"H

Hydrotherapy Experience	Experience	Drain	Equipment Location	Controls	Heater	Tile Flange	Removable Access Panel	Product Code	Bathtub Color	List Price W - White Y + \$125*
SOAKING BATH Shipping weight: 78 lbs.	B	L	X	X	No	Yes	No	J1L6032BLXXXX	W	\$1,122
		R	X	X	No	Yes	No	J1L6032BRXXXX	W	\$1,122
WHIRLPOOL BATH - 6 PointPro® jets Shipping weight: 84 lbs.	W	L	R	I	No	Yes	No	J1L6032WLR1XX	W	\$1,935
		R	L	I	No	Yes	No	J1L6032WRL1XX	W	\$1,935
		L	R	I	Yes	Yes	No	J1L6032WLR1HX	W	\$2,330
		R	L	I	Yes	Yes	No	J1L6032WRL1HX	W	\$2,330

*Oyster available on these models by special order only.
Note: Models also available in 16" height. Replace L with 6 in MPC

SIGNATURE® 6032 LOW-PROFILE AFR 18" SKIRTED
J186032

 SKIRTED | 60"L x 32"W x 18"H

Hydrotherapy Experience	Experience	Drain	Equipment Location	Controls	Heater	Tile Flange	Removable Access Panel	Product Code	Bathtub Color	List Price W - White Y + \$125*
SOAKING BATH Shipping weight: 78 lbs.	B	L	X	X	No	Yes	No	J186032BLXXXX	W	\$1,122
		R	X	X	No	Yes	No	J186032BRXXXX	W	\$1,122
WHIRLPOOL BATH - 6 PointPro® jets Shipping weight: 84 lbs.	W	L	R	I	No	Yes	No	J186032WLR1XX	W	\$1,935
		R	L	I	No	Yes	No	J186032WRL1XX	W	\$1,935
		L	R	I	Yes	Yes	No	J186032WLR1HX	W	\$2,330
		R	L	I	Yes	Yes	No	J186032WRL1HX	W	\$2,330

*Oyster available on these models by special order only.

<p>FAMILY:</p> <p>J1 = Rectangle S1 = Rectangle Flat Front</p>	<p>INSTALLATION TYPE</p> <p>S = Skirted</p>	<p>HYDROTHERAPY EXPERIENCE CODES:</p> <p>B = Bath Soaking W = Whirlpool</p> <p>CONTROL CODES*:</p> <p>X = None I = Manual on/off</p> <p><small>*See page 3 for available control options</small></p>	<p>LOCATION CODES:</p> <p>R = Right L = Left X = Not Applicable</p>	<p>FEATURE CODES:</p> <p>XX = Not Applicable HX = Heater RS = Removable Skirt</p> <p>COLOR CODES**:</p> <p>W = White Y = Oyster</p> <p>NOTE: \$125 Upgrade on Oyster</p> <p><small>**Replace last letter in product code with color letter</small></p>
---	--	--	--	--

SIGNATURE® 6030 RECTANGLE FLAT FRONT SKT  SKIRTED | 60"L X 30"W X 19"H
SIS6030

Hydrotherapy Experience	Experience	Drain	Equipment Location	Controls	Heater	Tile Flange	Removable Access Panel	Product Code	Bathtub Color	List Price W - White Y + \$125
SOAKING BATH Shipping weight: 69 lbs.	B	L	X	X	No	Yes	No	SIS6030BLXXXX	W	\$1,122
		R	X	X	No	Yes	No	SIS6030BRXXXX	W	\$1,122
		L	X	X	No	Yes	Yes	SIS6030BLXXRS	W	\$1,222
		R	X	X	No	Yes	Yes	SIS6030BRXXRS	W	\$1,222
WHIRLPOOL BATH - 6 PointPro® 2 jets Shipping weight: 84 lbs.	W	L	R	I	No	Yes	Yes	SIS6030WLR1XX	W	\$1,935
		R	L	I	No	Yes	Yes	SIS6030WRL1XX	W	\$1,935
		L	R	I	Yes	Yes	Yes	SIS6030WLR1HX	W	\$2,330
		R	L	I	Yes	Yes	Yes	SIS6030WRL1HX	W	\$2,330

SIGNATURE® 6032 RECTANGLE FLAT FRONT SKT  SKIRTED | 60"L X 30"W X 19"H
SIS6032

Hydrotherapy Experience	Experience	Drain	Equipment Location	Controls	Heater	Tile Flange	Removable Access Panel	Product Code	Bathtub Color	List Price W - White Y + \$125
SOAKING BATH Shipping weight: 70 lbs.	B	L	X	X	No	Yes	No	SIS6032BLXXXX	W	\$1,122
		R	X	X	No	Yes	No	SIS6032BRXXXX	W	\$1,122
		L	X	X	No	Yes	Yes	SIS6032BLXXRS	W	\$1,222
		R	X	X	No	Yes	Yes	SIS6032BRXXRS	W	\$1,222
WHIRLPOOL BATH - 6 PointPro® 2 jets Shipping weight: 84 lbs.	W	L	R	I	No	Yes	Yes	SIS6032WLR1XX	W	\$1,935
		R	L	I	No	Yes	Yes	SIS6032WRL1XX	W	\$1,935
		L	R	I	Yes	Yes	Yes	SIS6032WLR1HX	W	\$2,330
		R	L	I	Yes	Yes	Yes	SIS6032WRL1HX	W	\$2,330

FAMILY: JI = Rectangle SI = Rectangle Flat Front	INSTALLATION TYPE S = Skirted	HYDROTHERAPY EXPERIENCE CODES: B = Bath Soaking W = Whirlpool CONTROL CODES*: X = None I = Manual on/off	LOCATION CODES: R = Right L = Left X = Not Applicable	FEATURE CODES: XX = Not Applicable HX = Heater RS = Removable Skirt COLOR CODES**: W = White Y = Oyster NOTE: \$125 Upgrade on Oyster
*See page 3 for available control options			**Replace last letter in product code with color letter	

SIGNATURE® 6036 RECTANGLE SKIRTED
SIS6036

SKIRTED | 60"L x 36"W x 19"H

Hydrotherapy Experience	Experience	Drain	Equipment Location	Controls	Heater	Tile Flange	Removable Access Panel	Product Code	Bathtub Color	List Price W - White Y + \$125
SOAKING BATH Shipping weight: 75 lbs.	B	L	X	X	No	Yes	No	SIS6036BLXXXX	W	\$1,053
		R	X	X	No	Yes	No	SIS6036BRXXXX	W	\$1,053
		L	X	X	No	Yes	Yes	SIS6036BLXXRS	W	\$1,153
		R	X	X	No	Yes	Yes	SIS6036BRXXRS	W	\$1,153
WHIRLPOOL BATH - 6 PointPro® jets Shipping weight: 89 lbs.	W	L	R	I	No	Yes	Yes	SIS6036WLRIXX	W	\$1,624
		R	L	I	No	Yes	Yes	SIS6036WRLIXX	W	\$1,624
		L	R	I	Yes	Yes	Yes	SIS6036WLRIHXX	W	\$2,019
		R	L	I	Yes	Yes	Yes	SIS6036WRLIHXX	W	\$2,019

Note: Signature® 6036 Skirted also available with two access panels. Please call Customer Service for custom order.

SIGNATURE® 6632 RECTANGLE SKIRTED
SIS6632

SKIRTED | 66"L x 32"W x 19"H

Hydrotherapy Experience	Experience	Drain	Equipment Location	Controls	Heater	Tile Flange	Removable Access Panel	Product Code	Bathtub Color	List Price W - White Y + \$125
SOAKING BATH Shipping weight: 77 lbs.	B	L	X	X	No	Yes	No	SIS6632BLXXXX	W	\$1,354
		R	X	X	No	Yes	No	SIS6632BRXXXX	W	\$1,354
		L	X	X	No	Yes	Yes	SIS6632BLXXRS	W	\$1,454
		R	X	X	No	Yes	Yes	SIS6632BRXXRS	W	\$1,454
WHIRLPOOL BATH - 6 PointPro® jets Shipping weight: 94 lbs.	W	L	R	I	No	Yes	Yes	SIS6632WLRIXXW	W	\$2,039
		R	L	I	No	Yes	Yes	SIS6632WRLIXXW	W	\$2,039
		L	R	I	Yes	Yes	Yes	SIS6632WLRIHXXW	W	\$2,434
		R	L	I	Yes	Yes	Yes	SIS6632WRLIHXXW	W	\$2,434

FAMILY: J1 = Rectangle S1 = Rectangle Flat Front	INSTALLATION TYPE S = Skirted	HYDROTHERAPY EXPERIENCE CODES: B = Bath Soaking W = Whirlpool CONTROL CODES*: X = None I = Manual on/off <small>*See page 3 for available control options</small>	LOCATION CODES: R = Right L = Left X = Not Applicable	FEATURE CODES: XX = Not Applicable HX = Heater RS = Removable Skirt COLOR CODES**: W = White Y = Oyster NOTE: \$125 Upgrade on Oyster <small>**Replace last letter in product code with color letter</small>
---	---	---	---	---

SIGNATURE® 7236 SKIRTED WITH ARMRESTS
JIA7236



SKIRTED | 72"L x 36"W x 19.75"H

Hydrotherapy Experience	Experience	Drain	Equipment Location	Controls	Heater	Tile Flange	Removable Access Panel	Product Code	Bathtub Color	List Price W - White Y + \$125
SOAKING BATH Shipping weight: 122 lbs.	B	L	X	X	No	Yes	No	JIA7236BLXXXX	W	\$1,616
		R	X	X	No	Yes	No	JIA7236BRXXXX	W	\$1,616
		L	X	X	No	Yes	Yes	JIA7236BLXXRS	W	\$1,716
		R	X	X	No	Yes	Yes	JIA7236BRXXRS	W	\$1,716
WHIRLPOOL BATH - 6 PointPro® jets Shipping weight: 147 lbs.	W	L	R	I	No	Yes	Yes	JIA7236WLR1XX	W	\$2,394
		R	L	I	No	Yes	Yes	JIA7236WRL1XX	W	\$2,394
		L	R	I	Yes	Yes	Yes	JIA7236WLR1HX	W	\$2,789
		R	L	I	Yes	Yes	Yes	JIA7236WRL1HX	W	\$2,789

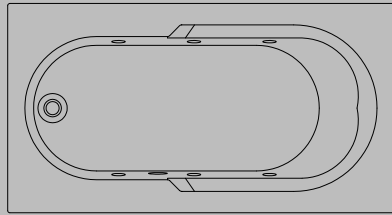
SIGNATURE® | ACCESSORIES

Recommended:

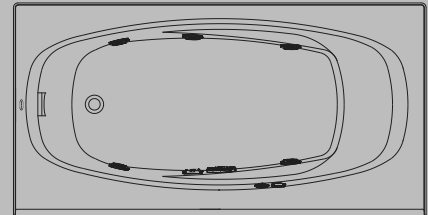
Universal rotary/cable drain kit, 26" cable	HP55	See page 139
Universal deep soak drain kit (Compatible with non-jetted tubs only)	LH33	See page 139
Slip cover drain kit	PG35	See page 139

SIGNATURE®

- SIGNATURE® 6036 DROP-IN
- SIGNATURE® 7236 DROP-IN
- ACCESSORIES



SIGNATURE® 6036 DROP-IN WHIRLPOOL



SIGNATURE® 7236 DROP-IN WHIRLPOOL

SIGNATURE® 6036 RECTANGLE DROP-IN J2D6036 / J2T6036

DROP-IN | 60"L x 36"W x 19.25"H

Hydrotherapy Experience	Experience	Drain	Equipment Location	Controls	Heater	Tile Flange	Removable Access Panel	Product Code	Bathtub Color	List Price W - White Y + \$125
SOAKING BATH Shipping weight: 67 lbs.	B	U	X	X	No	No	No	J2D6036BUXXXX	W	\$1,011
		L	X	X	No	Yes	No	J2T6036BLXXXX	W	\$1,210
		R	X	X	No	Yes	No	J2T6036BRXXXX	W	\$1,210
WHIRLPOOL BATH - 6 PointPro® jets Shipping weight: 81 lbs.	W	L	E	I	No	No	No	J2D6036WLEIXX	W	\$1,853
		L	G	I	No	No	No	J2D6036WLGIXX	W	\$1,853
		L	R	I	No	No	No	J2D6036WLRIXX	W	\$1,853
		R	B	I	No	No	No	J2D6036WRBIXX	W	\$1,853
		R	F	I	No	No	No	J2D6036WRFIXX	W	\$1,853
		R	L	I	No	No	No	J2D6036WRLIXX	W	\$1,853
		L	R	I	No	Yes	No	J2T6036WLRIXX	W	\$2,021
		R	L	I	No	Yes	No	J2T6036WRLIXX	W	\$2,021
		L	R	I	Yes	No	No	J2D6036WLRIHX	W	\$2,248
		R	L	I	Yes	No	No	J2D6036WRLIHX	W	\$2,248
		L	R	I	Yes	Yes	No	J2T6036WLRIHX	W	\$2,416
R	L	I	Yes	Yes	No	J2T6036WRLIHX	W	\$2,416		

FAMILY:

J2 = Shape in Rectangle

INSTALLATION TYPE

D = Drop-In
T = 3-Tile Flange

HYDROTHERAPY EXPERIENCE CODES:

B = Bath Soaking
W = Whirlpool

CONTROL CODES*:

X = None
I = Manual on/off

*See page 3 for available control options

LOCATION CODES:

R = Right
L = Left
U = Universal
B = Right Back
E = Left Back
F = Right Front
G = Left Front
X = Not Applicable

FEATURE CODES:

XX = Not Applicable
HX = Heater

COLOR CODES:**


W = White
Y = Oyster

NOTE:
\$125 Upgrade on Oyster

**Replace last letter in product code with color letter

<p>FAMILY:</p> <p>J2 = Shape in Rectangle</p>	<p>INSTALLATION TYPE</p> <p>D = Drop-In T = 3-Tile Flange</p>	<p>HYDROTHERAPY EXPERIENCE CODES:</p> <p>B = Bath Soaking W = Whirlpool</p> <p>CONTROL CODES*:</p> <p>X = None I = Manual on/off</p> <p><small>*See page 3 for available control options</small></p>	<p>LOCATION CODES:</p> <p>R = Right L = Left U = Universal B = Right Back E = Left Back F = Right Front G = Left Front X = Not Applicable</p>	<p>FEATURE CODES:</p> <p>XX = Not Applicable HX = Heater</p> <p>COLOR CODES**:</p> <p>W = White Y = Oyster</p> <p>NOTE: \$125 Upgrade on Oyster</p> <p><small>**Replace last letter in product code with color letter</small></p>
--	--	--	--	--


SIGNATURE® 7236 RECTANGLE DROP-IN
J2D7236 / J2T7236

 **DROP-IN | 72"L x 36"W x 19.25"H**

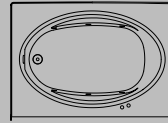
Hydrotherapy Experience	Experience	Drain	Equipment Location	Controls	Heater	Tile Flange	Removable Access Panel	Product Code	Bathtub Color	List Price W - White Y + \$125
SOAKING BATH Shipping weight: 73 lbs.	B	U	X	X	No	No	No	J2D7236BUXXXX	W	\$1,092
		L	X	X	No	Yes	No	J2T7236BLXXXX	W	\$1,278
		R	X	X	No	Yes	No	J2T7236BRXXXX	W	\$1,278
WHIRLPOOL BATH - 6 PointPro® jets Shipping weight: 88 lbs.	W	L	E	I	No	No	No	J2D7236WLEIXX	W	\$1,989
		L	G	I	No	No	No	J2D7236WLGIXX	W	\$1,989
		L	R	I	No	No	No	J2D7236WLRIXX	W	\$1,989
		R	B	I	No	No	No	J2D7236WRBIXX	W	\$1,989
		R	F	I	No	No	No	J2D7236WRFIXX	W	\$1,989
		R	L	I	No	No	No	J2D7236WRLIXX	W	\$1,989
		L	R	I	No	Yes	No	J2T7236WLRIXX	W	\$2,122
		R	L	I	No	Yes	No	J2T7236WRLIXX	W	\$2,122
		L	R	I	Yes	No	No	J2D7236WLRIHX	W	\$2,384
		R	L	I	Yes	No	No	J2D7236WRLIHX	W	\$2,384
		L	R	I	Yes	Yes	No	J2T7236WLRIHX	W	\$2,517
R	L	I	Yes	Yes	No	J2T7236WRLIHX	W	\$2,517		

SIGNATURE® OVAL IN RECTANGLE

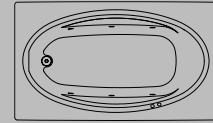
- SIGNATURE® 6042 SKIRTED
- SIGNATURE® 6042 DROP-IN
- SIGNATURE® 7242 DROP-IN
- ACCESSORIES



SIGNATURE® 6042 SKIRTED
SIDEVIEW



SIGNATURE® 6042 SKIRTED
WHIRLPOOL



SIGNATURE® 7242 DROP-IN
WHIRLPOOL

SIGNATURE® 6042 OVAL IN RECTANGLE SKIRTED J4S6042



SKIRTED | 60"L x 42"W x 19"H

Hydrotherapy Experience	Experience	Drain	Equipment Location	Controls	Heater	Tile Flange	Removable Access Panel	Product Code	Bath tub Color	List Price W - White Y + \$125
SOAKING BATH Shipping weight: 84 lbs.	B	L	X	X	No	Yes	No	J4S6042BLXXXX	W	\$1,196
		R	X	X	No	Yes	No	J4S6042BRXXXX	W	\$1,196
		L	X	X	No	Yes	Yes	J4S6042BLXXRS	W	\$1,296
		R	X	X	No	Yes	Yes	J4S6042BRXXRS	W	\$1,296
WHIRLPOOL BATH - 6 PointPro® jets Shipping weight: 99 lbs.	W	L	R	I	No	Yes	Yes	J4S6042WLR1XX	W	\$2,020
		R	L	I	No	Yes	Yes	J4S6042WRL1XX	W	\$2,020
		L	R	I	Yes	Yes	Yes	J4S6042WLR1HX	W	\$2,415
		R	L	I	Yes	Yes	Yes	J4S6042WRL1HX	W	\$2,415

FAMILY:

J4 = Oval in Rectangle

INSTALLATION TYPE

D = Drop-In
T = 3-Tile Flange
S = Skirted

HYDROTHERAPY EXPERIENCE CODES:

B = Bath Soaking
W = Whirlpool

CONTROL CODES*:

X = None
I = Manual on/off

*See page 3 for available control options

LOCATION CODES:

R = Right
L = Left
U = Universal
B = Right Back
E = Left Back
F = Right Front
G = Left Front
X = Not Applicable

FEATURE CODES:

XX = Not Applicable
HX = Heater
RS = Removable Skirt

COLOR CODES:**

W = White
Y = Oyster

NOTE:
\$125 Upgrade on Oyster


**Replace last letter in product code with color letter

FAMILY: J4 = Oval in Rectangle	INSTALLATION TYPE D = Drop-In T = 3-Tile Flange S = Skirted	HYDROTHERAPY EXPERIENCE CODES: B = Bath Soaking W = Whirlpool CONTROL CODES*: X = None I = Manual on/off	LOCATION CODES: R = Right L = Left U = Universal B = Right Back E = Left Back F = Right Front G = Left Front X = Not Applicable	FEATURE CODES: XX = Not Applicable HX = Heater RS = Removable Skirt COLOR CODES**: W = White Y = Oyster NOTE: \$125 Upgrade on Oyster
--	---	---	--	---

*See page 3 for available control options

**Replace last letter in product code with color letter


SIGNATURE® 6042 OVAL IN RECTANGLE DROP-IN
J4D6042 / J4T6042

 **DROP-IN | 60"L x 42"W x 21"H**

Hydrotherapy Experience	Experience	Drain	Equipment Location	Controls	Heater	Tile Flange	Removable Access Panel	Product Code	Bathtub Color	List Price W-White Y + \$125
SOAKING BATH Shipping weight: 77 lbs.	B	U	X	X	No	No	No	J4D6042BUXXXX	W	\$1,079
		L	X	X	No	Yes	No	J4T6042BLXXXX	W	\$1,143
		R	X	X	No	Yes	No	J4T6042BRXXXX	W	\$1,143
WHIRLPOOL BATH - 6 PointPro® jets Shipping weight: 93 lbs.	W	L	B	I	No	No	No	J4D6042WLB1XX	W	\$1,889
		L	E	I	No	No	No	J4D6042WLE1XX	W	\$1,889
		L	F	I	No	No	No	J4D6042WLF1XX	W	\$1,889
		L	G	I	No	No	No	J4D6042WLG1XX	W	\$1,889
		L	R	I	No	No	No	J4D6042WLR1XX	W	\$1,889
		R	B	I	No	No	No	J4D6042WRB1XX	W	\$1,889
		R	E	I	No	No	No	J4D6042WRE1XX	W	\$1,889
		R	F	I	No	No	No	J4D6042WRF1XX	W	\$1,889
		R	G	I	No	No	No	J4D6042WRG1XX	W	\$1,889
		R	L	I	No	No	No	J4D6042WRL1XX	W	\$1,889
		L	B	I	No	Yes	No	J4T6042WLB1XX	W	\$1,956
		L	E	I	No	Yes	No	J4T6042WLE1XX	W	\$1,956
		L	F	I	No	Yes	No	J4T6042WLF1XX	W	\$1,956
		L	G	I	No	Yes	No	J4T6042WLG1XX	W	\$1,956
		L	R	I	No	Yes	No	J4T6042WLR1XX	W	\$1,956
		R	B	I	No	Yes	No	J4T6042WRB1XX	W	\$1,956
		R	E	I	No	Yes	No	J4T6042WRE1XX	W	\$1,956
		R	F	I	No	Yes	No	J4T6042WRF1XX	W	\$1,956
		R	G	I	No	Yes	No	J4T6042WRG1XX	W	\$1,956
		R	L	I	No	Yes	No	J4T6042WRL1XX	W	\$1,956
		L	B	I	Yes	No	No	J4D6042WLB1HX	W	\$2,284
L	E	I	Yes	No	No	J4D6042WLE1HX	W	\$2,284		
L	F	I	Yes	No	No	J4D6042WLF1HX	W	\$2,284		
L	G	I	Yes	No	No	J4D6042WLG1HX	W	\$2,284		
L	R	I	Yes	No	No	J4D6042WLR1HX	W	\$2,284		

<p>FAMILY: J4 = Oval in Rectangle</p>	<p>INSTALLATION TYPE D = Drop-In T = 3-Tile Flange S = Skirted</p>	<p>HYDROTHERAPY EXPERIENCE CODES: B = Bath Soaking W = Whirlpool</p> <p>CONTROL CODES*: X = None I = Manual on/off</p> <p><small>*See page 3 for available control options</small></p>	<p>LOCATION CODES: R = Right L = Left U = Universal B = Right Back E = Left Back F = Right Front G = Left Front X = Not Applicable</p>	<p>FEATURE CODES: XX = Not Applicable HX = Heater RS = Removable Skirt</p> <p>COLOR CODES**: W = White Y = Oyster</p> <p>NOTE: \$125 Upgrade on Oyster</p> <p><small>**Replace last letter in product code with color letter</small></p>
--	---	--	---	---


SIGNATURE® 7242 OVAL IN RECTANGLE DROP-IN
J4D7242 / J4T7242

 **DROP-IN | 72"L x 42"W x 21"H**

Hydrotherapy Experience	Experience	Drain	Equipment Location	Controls	Heater	Tile Flange	Removable Access Panel	Product Code	Bathtub Color	List Price W=White Y + \$125
SOAKING BATH Shipping weight: 83 lbs.	B	U	X	X	No	No	No	J4D7242BUXXXX	W	\$1,126
		L	X	X	No	Yes	No	J4T7242BLXXXX	W	\$1,223
		R	X	X	No	Yes	No	J4T7242BRXXXX	W	\$1,223
WHIRLPOOL BATH - 6 PointPro® jets Shipping weight: 99 lbs.	W	L	B	I	No	No	No	J4D7242WLBIXX	W	\$1,970
		L	E	I	No	No	No	J4D7242WLEIXX	W	\$1,970
		L	F	I	No	No	No	J4D7242WLFIXX	W	\$1,970
		L	G	I	No	No	No	J4D7242WLGIXX	W	\$1,970
		L	R	I	No	No	No	J4D7242WLRIXX	W	\$1,970
		R	B	I	No	No	No	J4D7242WRBIXX	W	\$1,970
		R	E	I	No	No	No	J4D7242WREIXX	W	\$1,970
		R	F	I	No	No	No	J4D7242WRFIXX	W	\$1,970
		R	G	I	No	No	No	J4D7242WRGIXX	W	\$1,970
		R	L	I	No	No	No	J4D7242WRLIXX	W	\$1,970
		L	B	I	No	Yes	No	J4T7242WLBIXX	W	\$2,063
		L	E	I	No	Yes	No	J4T7242WLEIXX	W	\$2,063
		L	F	I	No	Yes	No	J4T7242WLFIXX	W	\$2,063
		L	G	I	No	Yes	No	J4T7242WLGIXX	W	\$2,063
		L	R	I	No	Yes	No	J4T7242WLRIXX	W	\$2,063
		R	B	I	No	Yes	No	J4T7242WRBIXX	W	\$2,063
		R	E	I	No	Yes	No	J4T7242WREIXX	W	\$2,063
		R	F	I	No	Yes	No	J4T7242WRFIXX	W	\$2,063
R	G	I	No	Yes	No	J4T7242WRGIXX	W	\$2,063		
R	L	I	No	Yes	No	J4T7242WRLIXX	W	\$2,063		

FAMILY: J4 = Oval in Rectangle J3 = Oval	INSTALLATION TYPE D = Drop-In T = 3-Tile Flange S = Skirted	HYDROTHERAPY EXPERIENCE CODES: B = Bath Soaking W = Whirlpool CONTROL CODES*: X = None I = Manual on/off	LOCATION CODES: R = Right L = Left U = Universal B = Right Back E = Left Back F = Right Front G = Left Front X = Not Applicable	FEATURE CODES: XX = Not Applicable HX = Heater RS = Removable Skirt COLOR CODES**: W = White Y = Oyster NOTE: \$125 Upgrade on Oyster
*See page 3 for available control options			**Replace last letter in product code with color letter	

SIGNATURE® 7242 OVAL IN RECTANGLE DROP-IN
J4D7242 / J4T7242

 DROP-IN | 72"L x 42"W x 21"H

Hydrotherapy Experience	Experience	Drain	Equipment Location	Controls	Heater	Tile Flange	Removable Access Panel	Product Code	Bathtub Color	List Price W - White Y + \$125
WHIRLPOOL BATH - 6 PointPro® jets Shipping weight: 99 lbs.	W	L	B	I	Yes	No	No	J4D7242WLB IHX	W	\$2,365
		L	E	I	Yes	No	No	J4D7242WLE IHX	W	\$2,365
		L	F	I	Yes	No	No	J4D7242WLF IHX	W	\$2,365
		L	G	I	Yes	No	No	J4D7242WLG IHX	W	\$2,365
		L	R	I	Yes	No	No	J4D7242WLR IHX	W	\$2,365
		R	B	I	Yes	No	No	J4D7242WRB IHX	W	\$2,365
		R	E	I	Yes	No	No	J4D7242WRE IHX	W	\$2,365
		R	F	I	Yes	No	No	J4D7242WRF IHX	W	\$2,365
		R	G	I	Yes	No	No	J4D7242WRG IHX	W	\$2,365
		R	L	I	Yes	No	No	J4D7242WRL IHX	W	\$2,365
	L	B	I	Yes	Yes	No	J4T7242WLB IHX	W	\$2,458	
	L	E	I	Yes	Yes	No	J4T7242WLE IHX	W	\$2,458	
	L	F	I	Yes	Yes	No	J4T7242WLF IHX	W	\$2,458	
	L	G	I	Yes	Yes	No	J4T7242WLG IHX	W	\$2,458	
	L	R	I	Yes	Yes	No	J4T7242WLR IHX	W	\$2,458	
	R	B	I	Yes	Yes	No	J4T7242WRB IHX	W	\$2,458	
	R	E	I	Yes	Yes	No	J4T7242WRE IHX	W	\$2,458	
	R	F	I	Yes	Yes	No	J4T7242WRF IHX	W	\$2,458	
	R	G	I	Yes	Yes	No	J4T7242WRG IHX	W	\$2,458	
	R	L	I	Yes	Yes	No	J4T7242WRL IHX	W	\$2,458	

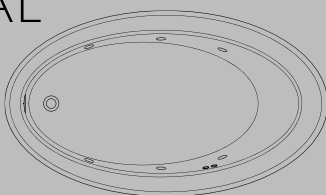
SIGNATURE® | ACCESSORIES

Recommended:

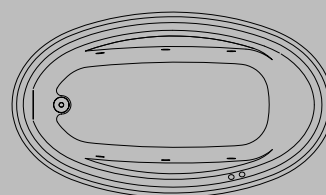
Universal rotary/cable drain kit, 26" cable	HP55	See page 139
Universal deep soak drain kit (Compatible with non-jetted tubs only)	LH33	See page 139
Slip cover drain kit	PG35	See page 139

SIGNATURE® OVAL

- SIGNATURE® 6042 DROP-IN
- SIGNATURE® 6638 DROP-IN
- SIGNATURE® 7242 DROP-IN



SIGNATURE® 6638 DROP-IN WHIRLPOOL



SIGNATURE® 7242 DROP-IN WHIRLPOOL

SIGNATURE® 6042 OVAL DROP-IN J3D6042

DROP-IN or UNDERMOUNT | 59"L x 42"W x 21"H

Hydrotherapy Experience	Experience	Drain	Equipment Location	Controls	Heater	Tile Flange	Removable Access Panel	Product Code	Bathtub Color	List Price W - White Y + \$125
SOAKING BATH Shipping weight: 73 lbs.	B	U	X	X	No	No	No	J3D6042BUXXXX	W	\$1,238
WHIRLPOOL BATH - 6 PointPro® jets Shipping weight: 89 lbs.	W	L	R	I	No	No	No	J3D6042WLR1XX	W	\$2,048
		R	L	I	No	No	No	J3D6042WRL1XX	W	\$2,048
		L	R	I	Yes	No	No	J3D6042WLR1HX	W	\$2,443
		R	L	I	Yes	No	No	J3D6042WRL1HX	W	\$2,443

SIGNATURE® 6638 OVAL DROP-IN J3D6638

DROP-IN or UNDERMOUNT | 66.25"L x 38.25"W x 19.5"H

Hydrotherapy Experience	Experience	Drain	Equipment Location	Controls	Heater	Tile Flange	Removable Access Panel	Product Code	Bathtub Color	List Price W - White Y + \$125
SOAKING BATH Shipping weight: 90 lbs.	B	U	X	X	No	No	No	J3D6638BUXXXX	W	\$1,274
WHIRLPOOL BATH - 6 PointPro® jets Shipping weight: 115 lbs.	W	L	R	I	No	No	No	J3D6638WLR1XX	W	\$2,058
		R	L	I	No	No	No	J3D6638WRL1XX	W	\$2,058
		L	R	I	Yes	No	No	J3D6638WLR1HX	W	\$2,453
		R	L	I	Yes	No	No	J3D6638WRL1HX	W	\$2,453

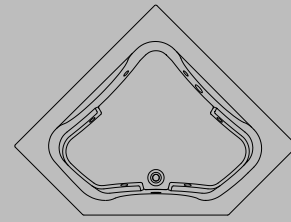
SIGNATURE® 7242 OVAL DROP-IN J3D7242

DROP-IN or UNDERMOUNT | 71"L x 41"W x 21"H

Hydrotherapy Experience	Experience	Drain	Equipment Location	Controls	Heater	Tile Flange	Removable Access Panel	Product Code	Bathtub Color	List Price W - White Y + \$125
SOAKING BATH Shipping weight: 81 lbs.	B	U	X	X	No	No	No	J3D7242BUXXXX	W	\$1,301
WHIRLPOOL BATH - 6 PointPro® jets Shipping weight: 97 lbs.	W	L	R	I	No	No	No	J3D7242WLR1XX	W	\$2,084
		R	L	I	No	No	No	J3D7242WRL1XX	W	\$2,084
		L	R	I	Yes	No	No	J3D7242WLR1HX	W	\$2,479
		R	L	I	Yes	No	No	J3D7242WRL1HX	W	\$2,479

SIGNATURE® CORNER

- SIGNATURE® 6060 CORNER DROP-IN
- ACCESSORIES



SIGNATURE® 6060 DROP-IN WHIRLPOOL

SIGNATURE® 6060 CORNER DROP-IN J5D6060/J5T6060

DROP-IN | 60"L x 60"W x 22"H

Hydrotherapy Experience	Experience	Drain	Equipment Location	Controls	Heater	Tile Flange	Removable Access Panel	Product Code	Bathtub Color	List Price W - White Y + \$125
SOAKING BATH Shipping weight: 151 lbs.	B	C	X	X	No	No	No	J5D6060BCXXXX	W	\$1,335
		C	X	X	No	Yes	No	J5T6060BCXXXX	W	\$1,455
WHIRLPOOL BATH - 6 PointPro® jets Shipping weight: 166 lbs.	W	C	L	I	No	No	No	J5D6060WCLIXX	W	\$2,170
		C	R	I	No	No	No	J5D6060WCRIXX	W	\$2,170
		C	L	I	No	Yes	No	J5T6060WCLIXX	W	\$2,264
		C	R	I	No	Yes	No	J5T6060WCRIXX	W	\$2,264
		C	L	I	Yes	No	No	J5D6060WCLIHX	W	\$2,565
		C	R	I	Yes	No	No	J5D6060WCRIHX	W	\$2,565
		C	L	I	Yes	Yes	No	J5T6060WCLIHX	W	\$2,659
		C	R	I	Yes	Yes	No	J5T6060WCRIHX	W	\$2,659

SIGNATURE® | ACCESSORIES

Recommended:

Universal rotary/cable drain kit, 26" cable	HP55	See page 139
Universal deep soak drain kit (Compatible with non-jetted tubs only)	LH33	See page 139
Slip cover drain kit	PG35	See page 139

FAMILY:

J5 = Corner

INSTALLATION TYPE

D = Drop-In
T = 3-Tile Flange

HYDROTHERAPY EXPERIENCE CODES:

B = Bath Soaking
W = Whirlpool

CONTROL CODES*:

X = None
I = Manual on/off

*See page 3 for available control options

LOCATION CODES:

C = Center
R = Right
L = Left
X = Not Applicable

FEATURE CODES:

XX = Not Applicable
HX = Heater

COLOR CODES:**


W = White
Y = Oyster

NOTE:
\$125 Upgrade on Oyster

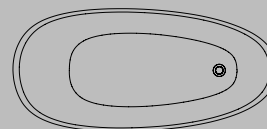
**Replace last letter in product code with color letter

SIGNATURE® OVAL FREESTANDING

- SIGNATURE® OVAL 5930
- SIGNATURE® OVAL 6732
- ACCESSORIES



SIGNATURE® OVAL SIDEVIEW



SIGNATURE® OVAL SOAKING BATH

SIGNATURE® 5930 OVAL FREESTANDING OSF5930



FREESTANDING | 59.2"L x 29.7"W x 24"H

Hydrotherapy Experience	Experience	Drain	Equipment Location	Controls	Lighting Availability	Heater	Drain Finish	Product Code	Color see page note†	List Price
SOAKING BATH - Integral linear overflow Shipping weight: 104 lbs.	B	U	X	X	None	No	White	OSF5930BUXXXX	G	\$2,747

†Note: An integral linear overflow and toe tap drain kit is included with the bathtub. G stands for white bath/white drain and overflow.

SIGNATURE® 6732 OVAL FREESTANDING OSF6732



FREESTANDING | 67"L x 31.5"W x 24"H

Hydrotherapy Experience	Experience	Drain	Equipment Location	Controls	Lighting Availability	Heater	Drain Finish	Product Code	Color see page note†	List Price
SOAKING BATH - Integral linear overflow Shipping weight: 104 lbs.	B	U	X	X	None	No	White	OSF6732BUXXXX	G	\$3,435

†Note: An integral linear overflow and toe tap drain kit is included with the bathtub. G stands for white bath/white drain and overflow.

SIGNATURE® OVAL | ACCESSORIES

Recommended:

Lenire® luxury pillow	LEPI155T	See page 144
Drain alignment kit for freestanding bathtub installations	MZ20000	See page 140
Bath/shower shelf	PP58	See page 144

HYDROTHERAPY EXPERIENCE CODES: B = Bath Soaking	LOCATION CODES: U = Universal	CONTROL CODES*: X = None	FEATURE CODES: XX = Not Applicable	COLOR CODES**: G = White bath/White drain & overflow
---	---	------------------------------------	--	--

FREESTANDING BATHTUB & FILLER BUNDLES

BIANCA®

Bundled with Contento® Freestanding Filler

- Filler available bundled in Chrome, Brushed Nickel, Matte Black and Brushed Bronze



CONTENTO® BATHTUB FILLER



BIANCA® BUNDLE

BIANCA® 6636

FREESTANDING | 66"L x 36"W x 24"H

Hydrotherapy Experience	Faucet Finish Code	Faucet Finish	Experience	Drain	Equipment Location	Controls	Lighting Availability	Heater	Whisper+ Technology®	Product Code	Jet Trim Finish	List Price
SOAKING BATH Shipping weight: 209 lbs.	B	Chrome	B	U	X	X	None	No	No	BIB6636BUXXXXW	-	\$5,089
	N	Brushed Nickel	B	U	X	X	None	No	No	BIN6636BUXXXXW	-	\$5,189
	M	Matte Black	B	U	X	X	None	No	No	BIM6636BUXXXXW	-	\$5,264
	Z	Brushed Bronze	B	U	X	X	None	No	No	BIZ6636BUXXXXW	-	\$5,488
HEATED SOAK Shipping weight: 209 lbs.	B	Chrome	B	U	X	2	None	Yes	No	BIB6636BUX2HSW	-	\$5,884
	N	Brushed Nickel	B	U	X	2	None	Yes	No	BIN6636BUX2HSW	-	\$5,984
	M	Matte Black	B	U	X	2	None	Yes	No	BIM6636BUX2HSW	-	\$6,059
	Z	Brushed Bronze	B	U	X	2	None	Yes	No	BIZ6636BUX2HSW	-	\$6,283
WHIRLPOOL BATH - 10 SlimPro® Jets - Ultra quiet - Whisper+ Technology® standard - Drain alignment kit incl. Shipping weight: 293 lbs.	B	Chrome	W	U	R	2	None	Yes	Yes	BIB6636WUR2CPW	C	\$10,197
	N	Brushed Nickel	W	U	R	2	None	Yes	Yes	BIN6636WUR2CPW	W	\$10,247
	M	Matte Black	W	U	R	2	Chromatherapy	Yes	Yes	BIM6636WUR2CPW	W	\$10,322
	Z	Brushed Bronze	W	U	R	2	Chromatherapy	Yes	Yes	BIZ6636WUR2CPW	W	\$10,546

Note: Jacuzzi® PT61000 Rough-in Manifold Kit required for concrete installation

BIANCA® | ACCESSORIES

Required:	Finish	Product Code	List Price
Linear overflow drain kit	White	MF35959	\$145

FAUCET FINISH CODES: B = Chrome N = Brushed Nickel M = Matte Black Z = Brushed Bronze	HYDROTHERAPY EXPERIENCE CODES: B = Bath Soaking W = Whirlpool LOCATION CODES: U = Universal R = Right X = Not Applicable	CONTROL CODES*: X = None 2 = J2 Basic Control *See page 3 for available control options	FEATURE CODES: XX = Not Applicable HS = Heated Soak CP = Chromatherapy & Whisper+ Technology®	COLOR CODES**: W = White WC = White Bath/ Chrome Jet Ring WW = White Bath/White Jet Ring **Replace last letter in product code with color letter
--	--	---	---	---

CELESTE™

Bundled with Contento® Freestanding Filler

- Filler available bundled in Chrome, Brushed Nickel, Matte Black and Brushed Bronze



CONTENTO® BATHTUB FILLER



CELESTE™ BUNDLE

CELESTE™ 5932

FREESTANDING | 59"L x 31.5"W x 23"H

Hydrotherapy Experience	Faucet Finish Code	Faucet Finish	Experience	Drain	Equipment Location	Controls	Lighting Availability	Heater	Bathtub Color	Drain Trim Finish	Product Code	Bathtub Color	List Price
SOAKING BATH - Integral linear overflow Shipping weight: 136 lbs.	B	Chrome	B	C	X	X	None	No	White	Chrome	CEB5932BCXXXX	W	\$4,988
	N	Brushed Nickel	B	C	X	X	None	No	White	White	CEN5932BCXXXX	G	\$5,088
	M	Matte Black	B	C	X	X	None	No	White	White	CEM5932BCXXXX	G	\$5,163
	Z	Brushed Bronze	B	C	X	X	None	No	White	White	CEZ5932BCXXXX	G	\$5,387

Note: An integral linear overflow and toe tap drain kit is included with the bathtub. W stands for White bath/Chrome drain and overflow. G stands for White bath/White drain and overflow.

Note: Jacuzzi® PT61000 Rough-in Manifold Kit required for concrete installation

CELESTE™ 6732

FREESTANDING | 67"L x 31.5"W x 23"H

Hydrotherapy Experience	Faucet Finish Code	Faucet Finish	Experience	Drain	Equipment Location	Controls	Lighting Availability	Heater	Bathtub Color	Drain Trim Finish	Product Code	Bathtub Color	List Price
SOAKING BATH - Integral linear overflow Shipping weight: 145 lbs.	B	Chrome	B	C	X	X	None	No	White	Chrome	CEB6732BCXXXX	W	\$5,174
	N	Brushed Nickel	B	C	X	X	None	No	White	White	CEN6732BCXXXX	G	\$5,274
	M	Matte Black	B	C	X	X	None	No	White	White	CEM6732BCXXXX	G	\$5,349
	Z	Brushed Bronze	B	C	X	X	None	No	White	White	CEZ6732BCXXXX	G	\$5,573

Note: An integral linear overflow and toe tap drain kit is included with the bathtub. W stands for White bath/Chrome drain and overflow. G stands for White bath/White drain and overflow.

Note: Jacuzzi® PT61000 Rough-in Manifold Kit required for concrete installation

<p>FAUCET FINISH CODES:</p> <p>B = Chrome N = Brushed Nickel M = Matte Black Z = Brushed Bronze</p>	<p>HYDROTHERAPY EXPERIENCE CODES:</p> <p>B = Bath Soaking</p>	<p>CONTROL CODES*:</p> <p>X = None</p>	<p>FEATURE CODES:</p> <p>XX = Not Applicable</p>	<p>COLOR CODES**:</p> <p>W = White bath/Chrome drain & overflow G = White bath/White drain & overflow</p>
	<p>LOCATION CODES:</p> <p>C = Center X = Not Applicable</p>			<p>**Replace last letter in product code with color letter</p>

FAUCET FINISH CODES: B = Chrome N = Brushed Nickel M = Matte Black Z = Brushed Bronze	HYDROTHERAPY EXPERIENCE CODES: B = Bath Soaking LOCATION CODES: C = Center X = Not Applicable	CONTROL CODES*: X = None	FEATURE CODES: XX = Not Applicable	COLOR CODES**: W = White bath/Chrome drain & overflow G = White bath/White drain & overflow **Replace last letter in product code with color letter
--	---	------------------------------------	--	---

CELESTE™ 7032



FREESTANDING | 70"L x 32"W x 23"H

Hydrotherapy Experience	Faucet Finish Code	Faucet Finish	Experience	Drain	Equipment Location	Controls	Lighting Availability	Heater	Bathtub Color	Drain Trim Finish	Product Code	Bathtub Color	List Price
SOAKING BATH - Integral linear overflow Shipping weight: 192 lbs.	B	Chrome	B	C	X	X	None	No	White	Chrome	CEB7032BCXXXX	W	\$5,352
	N	Brushed Nickel	B	C	X	X	None	No	White	White	CEN7032BCXXXX	G	\$5,452
	M	Matte Black	B	C	X	X	None	No	White	White	CEM7032BCXXXX	G	\$5,527
	Z	Brushed Bronze	B	C	X	X	None	No	White	White	CEZ7032BCXXXX	G	\$5,751

Note: An integral linear overflow and toe tap drain kit is included with the bathtub. W stands for White bath/Chrome drain and overflow. G stands for White bath/White drain and overflow.

Note: Jacuzzi® PT61000 Rough-in Manifold Kit required for concrete installation

COSI™

Bundled with Transitional Round Freestanding Filler

- Filler available bundled in Chrome, Brushed Nickel, Matte Black and Brushed Bronze



TRANSITIONAL ROUND
BATHTUB FILLER



COSI™ BUNDLE

COSI™ 5932

FREESTANDING | 59"L x 32"W x 23.6"H

Hydrotherapy Experience	Faucet Finish Code	Faucet Finish	Experience	Drain	Equipment Location	Controls	Lighting Availability	Heater	Bathtub Color	Drain Trim Finish	Product Code	Bathtub Color	List Price
SOAKING BATH - Integral linear overflow Shipping weight: 132 lbs.	B	Chrome	B	C	X	X	None	No	White	White	CSB5932BCXXXX	G	\$4,391
	N	Brushed Nickel	B	C	X	X	None	No	White	White	CSN5932BCXXXX	G	\$4,490
	M	Matte Black	B	C	X	X	None	No	White	White	CSM5932BCXXXX	G	\$4,564
	Z	Brushed Bronze	B	C	X	X	None	No	White	White	CSZ5932BCXXXX	G	\$4,690

Note: An integral linear overflow and toe tap drain kit is included with the bathtub. G stands for White bath/White drain and overflow.

COSI™ 6732

FREESTANDING | 67"L x 32"W x 23.6"H

Hydrotherapy Experience	Faucet Finish Code	Faucet Finish	Experience	Drain	Equipment Location	Controls	Lighting Availability	Heater	Bathtub Color	Drain Trim Finish	Product Code	Bathtub Color	List Price
SOAKING BATH - Integral linear overflow Shipping weight: 145 lbs.	B	Chrome	B	C	X	X	None	No	White	Chrome	CSB6732BCXXXX	G	\$4,847
	N	Brushed Nickel	B	C	X	X	None	No	White	White	CSN6732BCXXXX	G	\$4,946
	M	Matte Black	B	C	X	X	None	No	White	White	CSM6732BCXXXX	G	\$5,020
	Z	Brushed Bronze	B	C	X	X	None	No	White	White	CSZ6732BCXXXX	G	\$5,146

Note: An integral linear overflow and toe tap drain kit is included with the bathtub. G stands for White bath/White drain and overflow.

<p>FAUCET FINISH CODES:</p> <p>B = Chrome N = Brushed Nickel M = Matte Black Z = Brushed Bronze</p>	<p>HYDROTHERAPY EXPERIENCE CODES:</p> <p>B = Bath Soaking</p> <p>LOCATION CODES:</p> <p>C = Center X = Not Applicable</p>	<p>CONTROL CODES*:</p> <p>X = None</p>	<p>FEATURE CODES:</p> <p>XX = Not Applicable</p>	<p>COLOR CODES**:</p> <p>G = White bath/White drain & overflow</p> <p>**Replace last letter in product code with color letter</p>
--	---	---	---	--

INIZIO™

Bundled with Transitional Round Freestanding Filler

- Filler available bundled in Chrome, Brushed Nickel, Matte Black and Brushed Bronze



TRANSITIONAL ROUND
BATHTUB FILLER



INIZIO™ BUNDLE

INIZIO™ 6636



FREESTANDING | 66"L x 36"W x 24"H

Hydrotherapy Experience	Faucet Finish Code	Faucet Finish	Experience	Drain	Equipment Location	Controls	Lighting Availability	Heater	Product Code	Bathtub Color	List Price
SOAKING BATH Shipping weight: 202 lbs.	B	Chrome	B	C	X	X	None	No	INB6636BCXXXX	W	\$3,877
	N	Brushed Nickel	B	C	X	X	None	No	INN6636BCXXXX	W	\$3,976
	M	Matte Black	B	C	X	X	None	No	INM6636BCXXXX	W	\$4,050
	Z	Brushed Bronze	B	C	X	X	None	No	INZ6636BCXXXX	W	\$4,176
HEATED SOAK Shipping weight: 186 lbs.	B	Chrome	B	C	R	X	None	Yes	INB6636BCRIHS	W	\$4,672
	N	Brushed Nickel	B	C	R	X	None	Yes	INN6636BCRIHS	W	\$4,771
	M	Matte Black	B	C	R	X	None	Yes	INM6636BCRIHS	W	\$4,845
	Z	Brushed Bronze	B	C	R	X	None	No	INZ6636BCRIHS	W	\$4,971
WHIRLPOOL BATH - 6 PointPro® Jets - Ultra quiet Whisper+ Technology® standard Shipping weight: 218 lbs.	B	Chrome	W	C	R	I	None	Yes	INB6636WCRIXP	W	\$6,468
	N	Brushed Nickel	W	C	R	I	None	Yes	INN6636WCRIXP	W	\$6,567
	M	Matte Black	W	C	R	I	None	Yes	INM6636WCRIXP	W	\$6,641
	Z	Brushed Bronze	W	C	R	I	None	Yes	INZ6636WCRIXP	W	\$6,767

INIZIO™ | ACCESSORIES

Required:

Required:	Finish	Product Code	List Price
Slip cover drain kit	White	PG35959	\$197

FAUCET FINISH CODES: B = Chrome N = Brushed Nickel M = Matte Black Z = Brushed Bronze	HYDROTHERAPY EXPERIENCE CODES: B = Bath Soaking W = Whirlpool LOCATION CODES: C = Center R = Right X = Not Applicable	CONTROL CODES*: X = None I = Manual On/Off *See page 3 for available control options	FEATURE CODES: XX = Not Applicable XP = Whisper+ Technology® HS = Heated Soak	COLOR CODES**: WW= White Bath/White Jet Ring **Replace last letter in product code with color letter
--	---	--	---	---

KARINA®

Bundled with Contento® Freestanding Filler

- Filler available bundled in Chrome, Brushed Nickel, Matte Black and Brushed Bronze



CONTENTO® BATHTUB FILLER



KARINA® BUNDLE

KARINA® 5932

Bathtub Color

FREESTANDING | 65"L x 34.6"W x 24"H

Hydrotherapy Experience	Faucet Finish Code	Faucet Finish	Experience	Drain	Equipment Location	Controls	Lighting Availability	Heater	Color	Inside Finish	Outside Finish	Product Code	Bathtub Color	List Price
SOAKING BATH - Luxcast® Solid Surface - Integral linear overflow - Integrated ledge for storage Shipping weight: 550 lbs.	B	Chrome	B	C	X	X	None	No	White	Gloss	Gloss	KAB6534BCXXXX	G	\$9,238
	N	Brushed Nickel	B	C	X	X	None	No	White	Gloss	Gloss	KAN6534BCXXXX	G	\$9,338
	M	Matte Black	B	C	X	X	None	No	White	Gloss	Gloss	KAM6534BCXXXX	G	\$9,413
	Z	Brushed Bronze	B	C	X	X	None	No	White	Gloss	Gloss	KAZ6534BCXXXX	G	\$9,637

Note: An integral linear overflow and toe tap drain kit is included with the bathtub. G stands for White bath/White drain and overflow.

Note: Jacuzzi® PT61000 Rough-in Manifold Kit required for concrete installation

FAUCET FINISH CODES:

B = Chrome
 N = Brushed Nickel
 M = Matte Black
 Z = Brushed Bronze

HYDROTHERAPY EXPERIENCE CODES:

B = Bath Soaking

LOCATION CODES:

C = Center

CONTROL CODES*:

X = None

FEATURE CODES:

XX = Not Applicable

COLOR CODES**:

G = Gloss White

SERAFINA®

Bundled with Karina® Freestanding Filler

- Filler available bundled in Chrome, Brushed Nickel, Matte Black and Brushed Bronze



KARINA® BATHTUB FILLER SERAFINA® BUNDLE

SERAFINA® 593 I

FREESTANDING | 59"L x 31"W x 24"H

Hydrotherapy Experience	Faucet Finish Code	Faucet Finish	Experience	Drain	Equipment Location	Controls	Lighting Availability	Heater	Bathtub Color	Drain Finish	Product Code	Bathtub Color	List Price
SOAKING BATH Shipping weight: 140 lbs.	B	Chrome	B	C	X	X	None	No	White	Chrome	SNB593IBCXXXX	W	\$5,908
	N	Brushed Nickel	B	C	X	X	None	No	White	White	SNN593IBCXXXX	G	\$6,005
	M	Matte Black	B	C	X	X	None	No	White	White	SNM593IBCXXXX	G	\$6,077
	Z	Brushed Bronze	B	C	X	X	None	No	White	White	SNZ593IBCXXXX	G	\$6,294

Note: An integral linear overflow and toe tap drain kit is included with the bathtub. W stands for White bath/Chrome drain and overflow. G stands for White bath/White drain and overflow.

Note: Jacuzzi® PT61000 Rough-in Manifold Kit required for concrete installation

SERAFINA® 673 I

FREESTANDING | 67"L x 31"W x 24"H

Hydrotherapy Experience	Faucet Finish Code	Faucet Finish	Experience	Drain	Equipment Location	Controls	Lighting Availability	Heater	Bathtub Color	Drain Trim Finish	Product Code	Bathtub Color	List Price
SOAKING BATH - Integral linear overflow Shipping weight: 175 lbs.	B	Chrome	B	C	X	X	None	No	White	Chrome	SNB673IBCXXXX	W	\$6,158
	N	Brushed Nickel	B	C	X	X	None	No	White	White	SNN673IBCXXXX	G	\$6,255
	M	Matte Black	B	C	X	X	None	No	White	White	SNM673IBCXXXX	G	\$6,327
	Z	Brushed Bronze	B	C	X	X	None	No	White	White	SNZ673IBCXXXX	G	\$6,544

Note: An integral linear overflow and toe tap drain kit is included with the bathtub. W stands for White bath/Chrome drain and overflow. G stands for White bath/White drain and overflow.

Note: Jacuzzi® PT61000 Rough-in Manifold Kit required for concrete installation

<p>FAUCET FINISH CODES:</p> <p>B = Chrome N = Brushed Nickel M = Matte Black Z = Brushed Bronze</p>	<p>HYDROTHERAPY EXPERIENCE CODES:</p> <p>B = Bath Soaking</p>	<p>CONTROL CODES*:</p> <p>X = None</p>	<p>FEATURE CODES:</p> <p>XX = Not Applicable</p>	<p>COLOR CODES**:</p> <p>W = White bath/Chrome drain & overflow G = White bath/White drain & overflow</p>
	<p>LOCATION CODES:</p> <p>C = Center X = Not Applicable</p>			<p>**Replace last letter in product code with color letter</p>

SIGNATURE® OVAL FREESTANDING

Bundled with Transitional Round Freestanding Filler

- Filler available bundled in Chrome, Brushed Nickel, Matte Black and Brushed Bronze



TRANSITIONAL ROUND BATHTUB FILLER

SIGNATURE® OVAL FREESTANDING BUNDLE

SIGNATURE® 5932 OVAL FREESTANDING FREESTANDING | 59.2"L x 29.7"W x 24"H

Hydrotherapy Experience	Faucet Finish Code	Faucet Finish	Experience	Drain	Equipment Location	Controls	Lighting Availability	Heater	Bathtub Color	Drain Finish	Product Code	Bathtub Color	List Price
SOAKING BATH - Integral linear overflow Shipping weight: 132 lbs.	B	Chrome	B	U	X	X	None	No	White	White	OSB5930BUXXXX	G	\$3,702
	N	Brushed Nickel	B	U	X	X	None	No	White	White	OSN5930BUXXXX	G	\$3,801
	M	Matte Black	B	U	X	X	None	No	White	White	OSM5930BUXXXX	G	\$3,875
	Z	Brushed Bronze	B	U	X	X	None	No	White	White	OSZ5930BUXXXX	G	\$4,001

Note: An integral linear overflow and toe tap drain kit is included with the bathtub. G stands for White bath/White drain and overflow.

SIGNATURE® 6732 OVAL FREESTANDING FREESTANDING | 67"L x 31.5"W x 24"H

Hydrotherapy Experience	Faucet Finish Code	Faucet Finish	Experience	Drain	Equipment Location	Controls	Lighting Availability	Heater	Bathtub Color	Drain Finish	Product Code	Bathtub Color	List Price
SOAKING BATH - Integral linear overflow Shipping weight: 145 lbs.	B	Chrome	B	U	X	X	None	No	White	White	OSB6732BUXXXX	G	\$4,390
	N	Brushed Nickel	B	U	X	X	None	No	White	White	OSN6732BUXXXX	G	\$4,489
	M	Matte Black	B	U	X	X	None	No	White	White	OSM6732BUXXXX	G	\$4,563
	Z	Brushed Bronze	B	U	X	X	None	No	White	White	OSZ6732BUXXXX	G	\$4,689

Note: An integral linear overflow and toe tap drain kit is included with the bathtub. G stands for White bath/White drain and overflow.

<p>FAUCET FINISH CODES:</p> <p>B = Chrome N = Brushed Nickel M = Matte Black Z = Brushed Bronze</p>	<p>HYDROTHERAPY EXPERIENCE CODES:</p> <p>B = Bath Soaking</p> <p>LOCATION CODES:</p> <p>U = Universal X = Not Applicable</p>	<p>CONTROL CODES*:</p> <p>X = None</p>	<p>FEATURE CODES:</p> <p>XX = Not Applicable</p>	<p>COLOR CODES**:</p> <p>G = White Bath/White drain & overflow</p> <p>**Replace last letter in product code with color letter</p>
--	---	---	---	---

STELLA®

Bundled with Contento® Freestanding Filler

- Filler available bundled in Chrome, Brushed Nickel, Matte Black and Brushed Bronze



CONTENTO® BATHTUB FILLER



STELLA® BUNDLE

STELLA® 593 I

FREESTANDING | 59"L x 31"W x 28.25"H

Hydrotherapy Experience	Faucet Finish Code	Faucet Finish	Experience	Drain	Equipment Location	Controls	Lighting Availability	Heater	Bathtub Color	Drain Finish	Product Code	Bathtub Color	List Price
SOAKING BATH Shipping weight: 141 lbs.	Yes	Chrome	B	U	X	X	None	No	White	Chrome	STB593IBUXXXX	W	\$5,454
	Yes	Brushed Nickel	B	U	X	X	None	No	White	White	STN593IBUXXXX	G	\$5,554
	Yes	Matte Black	B	U	X	X	None	No	White	White	STM593IBUXXXX	G	\$5,629
	Yes	Brushed Bronze	B	U	X	X	None	No	White	White	STZ593IBUXXXX	G	\$5,853

Note: An integral linear overflow and toe tap drain kit is included with the bathtub. W stands for White bath/Chrome drain and overflow. G stands for White bath/White drain and overflow.

Note: Jacuzzi® PT61000 Rough-in Manifold Kit required for concrete installation

STELLA® 673 I

FREESTANDING | 67"L x 31"W x 28.25"H

Hydrotherapy Experience	Faucet Finish Code	Faucet Finish	Experience	Drain	Equipment Location	Controls	Lighting Availability	Heater	Bathtub Color	Drain Finish	Product Code	Bathtub Color	List Price
SOAKING BATH - Integral linear overflow Shipping weight: 186 lbs.	Yes	Chrome	B	U	X	X	None	No	White	Chrome	STB673IBUXXXX	W	\$5,954
	Yes	Brushed Nickel	B	U	X	X	None	No	White	White	STN673IBUXXXX	G	\$6,054
	Yes	Matte Black	B	U	X	X	None	No	White	White	STM673IBUXXXX	G	\$6,129
	Yes	Brushed Bronze	B	U	X	X	None	No	White	White	STZ673IBUXXXX	G	\$6,353

Note: An integral linear overflow and toe tap drain kit is included with the bathtub. W stands for White bath/Chrome drain and overflow. G stands for White bath/White drain and overflow.






Note: Jacuzzi® PT61000 Rough-in Manifold Kit required for concrete installation

<p>FAUCET FINISH CODES:</p> <p>B = Chrome N = Brushed Nickel M = Matte Black Z = Brushed Bronze</p>	<p>HYDROTHERAPY EXPERIENCE CODES:</p> <p>B = Bath Soaking</p>	<p>CONTROL CODES*:</p> <p>X = None</p>	<p>FEATURE CODES:</p> <p>XX = Not Applicable</p>	<p>COLOR CODES**:</p> <p>W = White bath/Chrome drain & overflow G = White bath/White drain & overflow</p>
	<p>LOCATION CODES:</p> <p>U = Universal X = Not Applicable</p>			<p>**Replace last letter in product code with color letter</p>

BATHTUB FILLERS

BATHTUB FILLERS


FLOOR-MOUNTED BATHTUB FILLERS

Description		Product Code: With Finish	List Price
Contemporary square bathtub filler		NW55827 POLISHED CHROME	\$1,041
		NW55826 BRUSHED NICKEL	\$1,138
Transitional round bathtub filler		NW50827 POLISHED CHROME	\$1,018
		NW50826 BRUSHED NICKEL	\$1,114
		NW50817 MATTE BLACK	\$1,185
		NW50818 BRUSHED BRONZE	\$1,306
Contento® bathtub filler Note: Requires PT61000 rough-in manifold kit for concrete installations.		PT62827 POLISHED CHROME	\$1,203
		PT62826 BRUSHED NICKEL	\$1,300
		PT62817 MATTE BLACK	\$1,372
		PT62818 BRUSHED BRONZE	\$1,588
Karina® bathtub filler Note: Requires PT61000 rough-in manifold kit for concrete installations.		PT63827 POLISHED CHROME	\$1,576
		PT63826 BRUSHED NICKEL	\$1,669
		PT63817 MATTE BLACK	\$1,738
		PT63818 BRUSHED BRONZE	\$1,949
Jacuzzi® floor-mounted bathtub filler rough-in manifold kit*		PT61000	\$151


* Required for concrete installation - only compatible with noted models.

BATHTUB FILLERS


FLOOR-MOUNTED BATHTUB FILLERS (CONTINUED)

Description		Product Code: With Finish	List Price
Era™ floor-mounted bathtub filler *MUST PURCHASE EV19 FILLER AND EV16 SUPPLY LINES FOR FLOOR-MOUNT INSTALLATIONS		EV19827 POLISHED CHROME	\$1,311
		EV19826 BRUSHED NICKEL	\$1,383
		EV19829 BRIGHT BRASS	\$1,383
	EV16 SUPPLY LINES	EV16827 POLISHED CHROME	\$1,166
		EV16826 BRUSHED NICKEL	\$1,227
		EV16829 BRIGHT BRASS	\$1,227

WALL-MOUNTED BATHTUB FILLER





Description		Product Code: With Finish	List Price
Era™ wall-mounted bathtub filler		EV19827 POLISHED CHROME	\$1,311
		EV19826 BRUSHED NICKEL	\$1,383
		EV19829 BRIGHT BRASS	\$1,383

DECK-MOUNTED BATHTUB FILLER

Description		Product Code: With Finish	List Price
Water Rainbow® flow bathtub filler Note: Cannot be used to retrofit older Water Rainbow® bathtubs fillers		MP33827 POLISHED CHROME	\$813
		MP33826 BRUSHED NICKEL	\$873
		MP33959 WHITE WITH CHROME ACCENTS	\$873

JACUZZI® PREMIUM COLLECTION FILLERS AND FAUCETS



BARREA®

Description	Product Code With Finish	List Price
Barrea® roman tub filler 	MX78827 POLISHED CHROME	\$704
	MX78826 BRUSHED NICKEL	\$753
	MX78824 POLISHED NICKEL	\$753
	MX78845 OLIVE BRONZE	\$753
Barrea® bridge widespread faucet 	MX80827 POLISHED CHROME	\$753
	MX80826 BRUSHED NICKEL	\$813
	MX80824 POLISHED NICKEL	\$813
	MX80845 OLIVE BRONZE	\$813
Barrea® widespread faucet 	MX77827 POLISHED CHROME	\$633
	MX77826 BRUSHED NICKEL	\$693
	MX77824 POLISHED NICKEL	\$741
	MX77845 OLIVE BRONZE	\$693
Barrea® shower set 	MX79827 POLISHED CHROME	\$693
	MX79826 BRUSHED NICKEL	\$741
	MX79824 POLISHED NICKEL	\$741
	MX79845 OLIVE BRONZE	\$741

MINCIO®

Description	Product Code With Finish	List Price
Mincio® roman tub filler 	MX82827 POLISHED CHROME	\$693
	MX82826 BRUSHED NICKEL	\$753
Mincio® widespread faucet 	MX81827 POLISHED CHROME	\$693
	MX81826 BRUSHED NICKEL	\$753
Mincio® shower set 	MX83827 POLISHED CHROME	\$813
	MX83826 BRUSHED NICKEL	\$873

RAZZO™





Description	Product Code With Finish	List Price
Razzo™ roman tub filler 	MX88827 POLISHED CHROME	\$668
	MX88826 BRUSHED NICKEL	\$730
Razzo™ widespread faucet 	MX87827 POLISHED CHROME	\$633
	MX87826 BRUSHED NICKEL	\$693
Razzo™ shower set 	MX89827 POLISHED CHROME	\$668
	MX89826 BRUSHED NICKEL	\$730

SALONE®

Description	Product Code With Finish	List Price
Salone® roman tub filler 	MX85827 POLISHED CHROME	\$633
	MX85826 BRUSHED NICKEL	\$693
Salone® widespread faucet 	MX84827 POLISHED CHROME	\$489
	MX84826 BRUSHED NICKEL	\$572
Salone® shower set 	MX86827 POLISHED CHROME	\$633
	MX86826 BRUSHED NICKEL	\$693

PICCOLO™


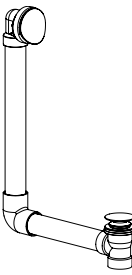
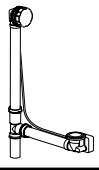

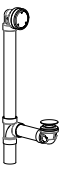
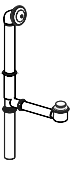
ADDITIONAL FAUCETS

Description		Product Code With Finish	List Price
Piccolo™ roman tub filler		MX22827 POLISHED CHROME	\$413
		MX22826 BRUSHED NICKEL	\$480
Piccolo™ widespread faucet		PV41827 POLISHED CHROME	\$277
		PV41826 BRUSHED NICKEL	\$301
Piccolo™ centerset faucet		PV40827 POLISHED CHROME	\$205
		PV40826 BRUSHED NICKEL	\$228
Piccolo™ shower set		PV42827 POLISHED CHROME	\$284
		PV42826 BRUSHED NICKEL	\$313

DRAINS & DRAIN KITS

Notes: See page 141 or individual product pages for compatible drain kits.

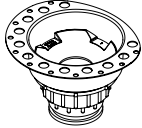
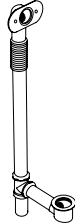

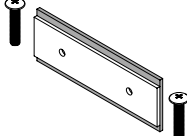
DRAINS & DRAIN KITS

Description		Product Code With Finish	List Price
Linear overflow drain kit		MF35959 WHITE	\$145
		MF35827 CHROME	\$145
		MF35826 BRUSHED NICKEL	\$209
		MF35824 POLISHED NICKEL	\$209
		MF35845 OIL-RUBBED BRONZE	\$209
Slip cover drain kit		PG35959 WHITE	\$217
		PG35827 CHROME	\$143
		PG35826 BRUSHED NICKEL	\$217
		PG35824 POLISHED NICKEL	\$217
		PG35845 OIL-RUBBED BRONZE	\$217
Universal rotary/cable drain kit, 26" cable		HP55827 CHROME	\$132
		HP55826 BRUSHED NICKEL	\$200
		HP55845 OIL-RUBBED BRONZE	\$200
Rotary drain PVC drain kit, 26" cable (Does not include waste and overflow pipes)		DA34827 CHROME	\$369
		DA34826 BRUSHED NICKEL	\$465
		DA34845 OIL-RUBBED BRONZE	\$465
Universal deep soak drain kit (Compatible with non-jetted tubs only)		LH33827 CHROME	\$147
		LH33826 BRUSHED NICKEL	\$205
		LH33845 OIL-RUBBED BRONZE	\$203
Era™ freestanding toe-tap drain kit		EV23827 CHROME	\$469
		EV23826 BRUSHED NICKEL	\$542

DRAINS & DRAIN KITS







Notes: See page 141 or individual product pages for compatible drain kits.

DRAINS & DRAIN KITS (CONTINUED)

Description	Product Code: With Finish	List Price
Drain alignment kit for freestanding bathtub installations 	MZ20000	\$360
Linear brass drain kit (Rough-in kit only; MF35XXX must be purchased for the trim components.) 	MF75000	\$126
Linear overflow brass drain kit-chrome finish (Use rough-in kit MF75000 shown above for other finishes) 	MF75827	\$228
Linear drain waste overflow pressure test kit* 	ML08000	\$35

*Note: For use with MF35 linear overflow drain kit

DRAIN KIT GUIDE

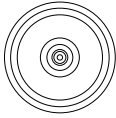







Drain & Drain Kit Part No.	LH33	PG35	HP55	MF35	DA34	EV23
Drain & Drain Kit Image	 Non-Jetted Only			 MF75 for Brass	 For Offset Drains	
Adatto™	Drain Included					
Amalia™	Drain Included					
Amiga®	√	√	√	X	X	X
Anza™	√	X	√	X	√	X
Arga™	Drain Included					
Arga™ Classic	Drain Included					
Arietta™	√	√	√	X	X	X
Bellavista™	X	√	√	X	√	X
Bianca®	X	X	X	√	X	X
Bravo™	√	√	√	X	X	X
Capella®	X	√	√	X	√	X
Celeste™	Drain Included					
Cetra®	√	√	√	X	X	X
Contento®	Drain Included					
Cosi™	Drain Included					
Delicato®	Drain Included					
Duetta®	X	X	X	√	X	X
Elara®	X	X	X	√	X	X
Elara® Plus	HP55827 Drain Kit Included					
Era™	X	X	X	X	X	√
Fiore™	√	√	√	X	X	X
Fuzion®	GU15000 Drain Kit Included					
Ileana®	Drain Included					
Inizio™	√	√	√	√	X	X
Karina®	Drain Included					
Leonora®	Drain Included					
Linea®	X	X	X	√	X	X
Luna™	Drain Included					
Luxura®	√	√	√	X	X	X
Majora®	√	√	√	X	X	X
Marineo™	X	√	√	√	√	X
Modena®	X	√	X	X	X	X
Nova™	√	√	√	X	X	X
Riva®	√	√	√	X	X	X
Rosalia®	Drain Included					
Serafina®	Drain Included					
Sia®	X	√	√	X	√	X
Solna™	X	X	√	X	X	X
Stella®	Drain Included					
Signature®	√	√	√	X	X	X
Signature® Oval Freestanding	Drain Included					
√	Indicates Drain kit is compatible with bath collection					
X	Indicates Drain Kit is NOT compatible with bath collection					

Note: Use of drains other than PG35 for Modena® and Inizio™ whirlpool baths requires drain modification into direct drain.

OPTIONS & ACCESSORIES

NOTE: Multiple kits may be needed. Please see page I43 to determine the required trim kit and quantity needed.




JET TRIM KITS

Description	Jet	Jet Trim Ring	Product Code: With Finish	List Price
TargetPro™ - Set of 4 (2015-Present)			TP78827 CHROME	\$98
			TP78826 BRUSHED NICKEL	\$110
			TP78845 OIL-RUBBED BRONZE	\$110
AccuPro™ - Set of 2 (2007-Present)			GU45827 CHROME	\$62
			GU45826 BRUSHED NICKEL	\$73
			GU45845 OIL-RUBBED BRONZE	\$73
BMH/BMH Spinner - Set of 2 (1991-Present)			P556827 CHROME	\$123
			P556826 BRUSHED NICKEL	\$185
			P556845 OIL-RUBBED BRONZE	\$185
TheraPro® - Set of 4			GU44827 CHROME	\$88
			GU44826 BRUSHED NICKEL	\$104
			GU44845 OIL-RUBBED BRONZE	\$104

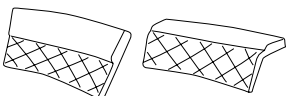

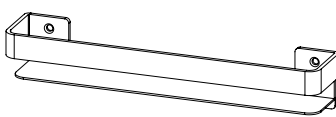
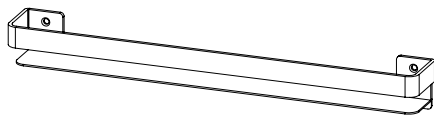

Illumatherapy™ jets on bathtubs purchased prior to November 2015 came with chrome trim rings.
 All Illumatherapy™ TargetPro™ jets purchased after November 2015 come with color-matched trim rings.
 Trim kits are not available for SlimPro® jets.

JET TRIM KIT GUIDE

NOTE: Trim kits and jets shown apply to current models.

Jet Trim Kit Part No.	TP78XXX	GU45XXX	GU44XXX
Jet face image shown without trim ring	TargetPro™ - Set of 4 	AccuPro™ 2 - Set of 2 	TheraPro™ 2 - Set of 4 
Amiga®	4 jets (1) Kit	4 jets (2) Kits	X
Anza™	X	X	4 jets (1) Kit
Bellavista™	4 jets (1) Kit	6 jets (3) Kits	X
Bellavista™ Corner	4 jets (1) Kit	6 jets (3) Kits	X
Capella® Corner	4 jets (1) Kit	4 jets (2) Kits	X
Cetra®	4 jets (1) Kit	4 jets (2) Kits	X
Duetta®	4 jets (1) Kit	X	X
Elara®	4 jets (1) Kit	X	X
Elara® Low-Profile	2 jets (1) Kit	X	X
Elara® Plus	2 jets (1) Kit	X	X
Fuzion® 7236	2 jets (1) Kit	X	X
Fuzion® (All Others)	4 jets (1) Kit	X	X
Luxura®	4 jets (1) Kit	4 jets (2) Kits	X
Majora®	4 jets (1) Kit	4 jets (2) Kits	X
Marineo™	X	6 jets (3) Kits	4 jets (1) Kit
Nova™	4 jets (1) Kit	4 jets (2) Kits	X
Riva®	4 jets (1) Kit	4 jets (2) Kits	X
Sia®	4 jets (1) Kit	9 jets (5) Kits	X
Solna™	X	4 jets (2) Kits	4 jets (1) Kit
Number	Indicates jet quantity per bathtub collection		
(X)	Indicates kit quantity per bathtub collection		
X	Indicates jet trim kit is NOT available for bathtub collection		
Finish Options	827 - Chrome 826 - Brushed Nickel 845 - Oil-Rubbed Bronze		

OPTIONS & ADD-ONS

Description	Product Code: With Finish	List Price
Lenire® luxury pillow, 11" x 5.5" 	LEP1155T TRANSLUCENT GREY	\$213
Fuzion® replacement pillow, 20" x 5.2" 	DD50958 FOR OYSTER BATHS	\$160
Chromatherapy color light kit — field installed	GD56000	\$530
Tile flange kit	5817000	\$103
Bathtub/shower shelf 20" 	PP58827 POLISHED CHROME	\$555
	PP58826 BRUSHED NICKEL	\$614
	PP58817 MATTE BLACK	\$673
Bathtub/shower shelf 30" 	PP57827 POLISHED CHROME	\$643
	PP57826 BRUSHED NICKEL	\$701
	PP57817 MATTE BLACK	\$759
Bathtub caddy tray 	TR00000 EMBOSSED BANTER	\$663

Systems Clean™

A two-part plumbing system cleaner made specially for jetted bathtubs.

Systems Clean™ minimizes the build-up of residuals, such as soap scum, bath and body oils, and dirt from inside the jetted bathtub's pipes, pumps, fittings and circulation system.

- Breathe new life into any jetted bathtubs
- Cleans and deodorizes all jetted plumbing
- Fast acting, deep cleaning power
- Works with all manufacturers jetted bathtubs

Systems Clean™

Case (Contains Twelve 5-Packs per case)
Product Code #T628000

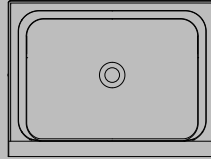
\$421



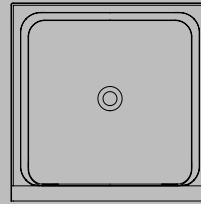
JACUZZI® SHOWER BASES

CATALINA® CENTER-DRAIN

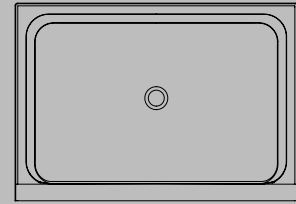
- SINGLE-THRESHOLD SHOWER BASES



CATALINA® 4836



CATALINA® 4848



CATALINA® 6042

CATALINA® CENTER-DRAIN

SINGLE 2"- 3" THRESHOLD

	Experience	Drain	Drain Included	Compatible Drain Cover*	Length	Width	Threshold Height	Product Code / White	List Price
CENTER-DRAIN SHOWER BASES - Exclusive Tru-Level® base system - Slip-resistant bottom - PP69827 recommended drain with chrome strainer sold separately - Low-threshold entry	S	C	No	MM23959	36"	36"	2"	CAT3636SCXXXXW	\$900
			No	N/A	36"	48"	3"	CAT3648SCXXXXW	\$778
			No	MM23959	48"	32"	2"	C2T4832SCXXXXW	\$773
			No	MM23959	48"	34"	2"	C2T4834SCXXXXW	\$778
			No	N/A	48"	36"	3"	CAT4836SCXXXXW	\$778
			No	N/A	48"	42"	3"	CAT4842SCXXXXW	\$842
			No	N/A	48"	48"	3"	CAT4848SCXXXXW	\$842
			No	MM23959	60"	36"	2"	CAT6036SCXXXXW	\$1,005
			No	N/A	60"	42"	3"	CAT6042SCXXXXW	\$1,003
			No	N/A	60"	48"	3"	CAT6048SCXXXXW	\$1,014

*See Catalina® accessories table for information on compatible drain and drain covers listed above.

CATALINA® END-DRAIN

- SINGLE-THRESHOLD SHOWER BASES



CATALINA® 6030 4" END-DRAIN

CATALINA® END-DRAIN

SINGLE 2"- 4" THRESHOLD

Experience	Drain	Drain Included	Compatible Drain Cover*	Length	Width	Threshold Height	Product Code / White	List Price	
END-DRAIN SHOWER BASES - Exclusive Tru-Level® base system - Slip-resistant bottom - PP69827 recommended drain with chrome strainer sold separately - Low-threshold entry	S	R	No	MM23959	60"	30"	2"	C2T6030SRXXXXW	\$918
		L	No	MM23959	60"	30"	2"	C2T6030SLXXXXW	\$918
		R	No	MM17959	60"	30"	4"	CAT6030SRXXXXW	\$995
		L	No	MM17959	60"	30"	4"	CAT6030SLXXXXW	\$995
		R	No	MM23959	60"	32"	2"	C2T6032SRXXXXW	\$925
		L	No	MM23959	60"	32"	2"	C2T6032SLXXXXW	\$925
		R	No	MM17959	60"	32"	4"	CAT6032SRXXXXW	\$1,014
		L	No	MM17959	60"	32"	4"	CAT6032SLXXXXW	\$1,014
		R	No	MM23959	60"	34"	2"	CAT6034SRXXXXW	\$1,003
		L	No	MM23959	60"	34"	2"	CAT6034SLXXXXW	\$1,003

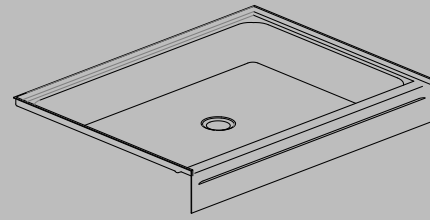
*See Catalina® accessories table for information on accessories and compatible drain covers listed above.

CATALINA® | ACCESSORIES

Recommended:	Finish	Product Code	List Price
Shower drain with chrome strainer	Chrome	PP69827	See page 151
Solid surface end-drain cover	White	MM17959	See page 151
Solid surface drain-cap	White	MM23959	See page 151

CAYMAN® CENTER-DRAIN

- SINGLE-THRESHOLD SHOWER BASES
- ACCESSORIES



CAYMAN® CENTER-DRAIN

CAYMAN® CENTER-DRAIN

SINGLE 6" THRESHOLD

	Experience	Drain	Length	Width	Product Code	Base Color	List Price
							W - White Y + \$125 B + \$200
CENTER-DRAIN SHOWER BASE - Exclusive Tru-Level® base system - Slip-resistant bottom - PP69827 recommended drain with chrome strainer sold separately	S	C	36"	36"	CAY3636SCXXXX	W	\$746
			36"	42"	CAY3642SCXXXX	W	\$915
			42"	34"	CAY4234SCXXXX	W	\$885
			42"	36"	CAY4236SCXXXX	W	\$921
			42"	42"	CAY4242SCXXXX	W	\$951
			42"	48"	CAY4248SCXXXX	W	\$957
			48"	32"	CAY4832SCXXXX	W	\$951
			48"	34"	CAY4834SCXXXX	W	\$955
			48"	36"	CAY4836SCXXXX	W	\$957
			48"	48"	CAY4848SCXXXX	W	\$1,019
			60"	34"	CAY6034SCXXXX	W	\$1,189
			60"	36"	CAY6036SCXXXX	W	\$1,196
			60"	42"	CAY6042SCXXXX	W	\$1,328

CAYMAN® | ACCESSORIES

Recommended:	Finish	Product Code	List Price
Shower drain with chrome strainer	Chrome	PP69827	See page 151

CAYMAN® END-DRAIN

- SINGLE-THRESHOLD SHOWER BASES
- ACCESSORIES



CAYMAN® END-DRAIN

CAYMAN® END-DRAIN

SINGLE 4" THRESHOLD

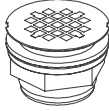
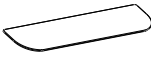

	Experience	Drain	Length	Width	Product Code	Base Color	List Price W - White Y + \$125 B + \$200
END-DRAIN SHOWER BASES - Exclusive Tru-Level® base system - Slip-resistant bottom - PP69827 recommended drain with chrome strainer sold separately	S	L	60"	30"	CAY6030SLXXXX	W	\$1,080
		R	60"	30"	CAY6030SRXXXX	W	\$1,080
		L	60"	32"	CAY6032SLXXXX	W	\$1,120
		R	60"	32"	CAY6032SRXXXX	W	\$1,120

CAYMAN® | ACCESSORIES

Recommended:	Finish	Product Code	List Price
Shower drain with chrome strainer	Chrome	PP69827	See page 151

SHOWER DRAINS & ACCESSORIES

SHOWER DRAINS & ACCESSORIES

Description	Product Code With Finish	List Price
Shower drain with chrome strainer Fits all Jacuzzi® shower bases 	PP69827 POLISHED CHROME	\$51
Solid surface end-drain cover Fits Jacuzzi® Catalina® 60"x30" and 60"x32" 4" threshold shower bases 	MMI7959 WHITE SOLID SURFACE	\$240
Solid surface drain cap Fits Jacuzzi® Catalina® 2" threshold shower bases 	MM23959 WHITE	\$104

BATHTUB & SHOWER DOORS

EXPOSED ROLLER DOORS

Description	Product Code: With Finish	List Price
JACUZZI® 48" EXPOSED ROLLER SHOWER DOOR - 48"W X 79"H - 8mm Tempered Glass Doors - Exposed Roller Design - Anodized Aluminum Hardware - Spot-Free Coating	SX48827 POLISHED CHROME	\$1,503
	SX48826 BRUSHED NICKEL	\$1,562
JACUZZI® 60" EXPOSED ROLLER SHOWER DOOR - 60"W X 79"H - 8mm Tempered Glass Doors - Exposed Roller Design - Anodized Aluminum Hardware - Spot-Free Coating	SX60827 POLISHED CHROME	\$1,562
	SX60826 BRUSHED NICKEL	\$1,623
JACUZZI® 60" EXPOSED ROLLER BATHTUB DOOR - 60"W X 59"H - 8mm Tempered Glass Doors - Exposed Roller Design - Anodized Aluminum Hardware - Spot-Free Coating	SX59827 POLISHED CHROME	\$1,503
	SX59826 BRUSHED NICKEL	\$1,562

CONCEALED ROLLER DOORS






Description	Product Code: With Finish	List Price
JACUZZI® 48" CONCEALED ROLLER SHOWER DOOR - 48"W X 76"H - 8mm Tempered Glass Doors - Concealed Roller Design - Anodized Aluminum Hardware - Soft-Closing Technology - Spot-Free Coating	SD48827 POLISHED CHROME	\$1,503
	SD48826 BRUSHED NICKEL	\$1,562
	SD48817 MATTE BLACK	\$1,623
JACUZZI® 60" CONCEALED ROLLER SHOWER DOOR - 60"W X 76"H - 8mm Tempered Glass Doors - Concealed Roller Design - Anodized Aluminum Hardware - Soft-Closing Technology - Spot-Free Coating	SD60827 POLISHED CHROME	\$1,562
	SD60826 BRUSHED NICKEL	\$1,623
	SD60817 MATTE BLACK	\$1,682
JACUZZI® 60" CONCEALED ROLLER BATHTUB DOOR - 60"W X 59"H - 8mm Tempered Glass Doors - Concealed Roller Design - Anodized Aluminum Hardware - Soft-Closing Technology - Spot-Free Coating	SD59827 POLISHED CHROME	\$1,503
	SD59826 BRUSHED NICKEL	\$1,562
	SD59817 MATTE BLACK	\$1,623

JACUZZI® SINKS & MEDICINE CABINETS

LUXECAST® SOLID SURFACE SINKS

- AVILA™
- CONTENTO®
- ILEANA®
- LEOLA®
- LEONORA®
- NERINA®
- ROSALIA®
- SORDINO®



Description		Product Code With Finish	List Price
Avila™ Undermount Sink		AVU2217G GLOSS	\$476
Contento® Vessel Sink		COV1612G GLOSS	\$536
		COV1612M MATTE	\$536
Ileana® Vessel Sink		ILV1717G GLOSS	\$536
		ILV1717M MATTE	\$536
Leola® Undermount Sink		LEU1818G GLOSS	\$476
Leonora® Vessel Sink		LEV1515G GLOSS	\$536
		LEV1515M MATTE	\$536
Nerina® Vessel Sink		NEV1616G GLOSS	\$476
Rosalia® Vessel Sink		ROV1620G GLOSS	\$536
		ROV1620M MATTE	\$536
Sordino® Vessel Sink		SOV1815G GLOSS	\$476

Note: Drain not included. No overflow slot. Standard drain hole size of Ø1-7/8".

SINKS & MEDICINE CABINETS

LUXECAST® SOLID SURFACE SINK BUNDLES






- RECTANGULAR VESSEL SINK
- ROUND VESSEL SINK
- BOWL VESSEL SINK



Description	Product Code With Finish	List Price
Rectangular Vessel Sink Bundle 	SS78937 GLOSS	\$722
Round Vessel Sink Bundle 	SS64937 GLOSS	\$722
	SS64938 MATTE	\$722
Bowl Vessel Sink Bundle 	SS54937 GLOSS	\$722
	SS54937 MATTE	\$722

Note: Drain included.

JACUZZI® MIRRORED MEDICINE CABINETS

Description	Size	Product Code	List Price
Single door 	16"W x 20"H x 5.25"D	PD40000	\$410
	24"W x 30"H x 5.25"D	PD42000	\$641
Single door round 	25.5"W x 25.5"H x 4.63"D	RQ29000	\$728
Single door oval 	21"W x 31"H x 4.56"D	PD43000	\$527
Double door 	24"W x 26"H x 5.25"D	PD49000	\$726
	30"W x 26"H x 5.25"D	PD44000	\$783
Triple door 	30"W x 26"H x 5.25"D	PD47000	\$932
	36"W x 26"H x 5.25"D	PD48000	\$1,015
	48"W x 31"H x 4.56"D	PD50000	\$1,452

TERMS & CONDITIONS OF SALE

All sales are subject to Jacuzzi Luxury Bath's ("Company") Terms and Conditions of Sale ("Terms and Conditions") effective at the time an order is accepted. The Terms and Conditions may be revised from time to time. Company shall use commercially reasonable efforts to notify Buyer of any revisions to the Terms and Conditions, but Buyer has the obligation to request from Company the current Terms and Conditions which are effective as of the time any order is placed. A copy of the current Terms and Conditions can be obtained by contacting Company's Customer Service at (888) 744-7592, or requesting a copy by sending an email to JLBCS@jacuzzi.com.

FREIGHT TERMS

	Orders with 1-10 Units	Orders with 11 or More Units
Any Combination of Bath & Shower Products	\$155 Per Unit	Prepaid Freight

	Orders with 1-5 Units	Orders with 6 or More Units
Bath Accessories, Tub Fillers and Faucets, Trim Kits, Drain Kits, and Skirts Note: Any accessory item ordered with bathtubs or shower units will not incur additional freight charges.	\$60 Per Purchase	\$100 Per Purchase
Systems Clean™	Prepaid Freight	Prepaid Freight

WARRANTY SUMMARY*

Jacuzzi® Bathtubs (except Signature® Collection)	Limited Lifetime Warranty some parts, 2 years labor, and 90 days parts only for options and accessories (no labor).
Signature® Collection Bathtubs	Limited Lifetime Warranty some parts, 1 year labor, and 90 days parts only for options and accessories (no labor).
Solid Surface Collection/Luxecast® Bathtubs	5 year limited warranty for vessel, with 90 days labor. 90 days limited warranty for included drain (no labor).
Solid Surface Collection/Luxecast® Sinks	90 days limited warranty (no labor).
Shower Bases	1 year Limited Warranty on shower base and 90 days for options and accessories (no labor).
Faucets, Fillers and Premium Collection Shower Sets	Limited Lifetime Warranty on cartridge, 1 year other parts and finish (no labor).
Premium Collection Accessories	1 year Limited Warranty (no labor).
Drains, Options and Accessories	90 days Limited Warranty (parts only, no labor).
Medicine Cabinets	1 year Limited Warranty (no labor).

*Please see page full warranty on Jacuzzi.com warranty page or in your product manual for more detailed information.

WARRANTY LIMITATIONS:

Our limited warranty does not cover defects, damage, or failure caused by the common carrier, installer, user, or other persons, pets, or rodents, or resulting from, without limitation, any of the following: careless handling (lifting unit by plumbing, abrading finish, etc.) including its own negligence; modification of any type for any reason (including modification to meet local codes); improper installation (including installation not in accordance with instructions and specifications provided with the unit); connections supplied by the installer of the equipment; improper voltage supply or unauthorized electrical modification; misuse; incorrect operation, or lack of proper routine maintenance; operation of the unit without specified minimum amount of water or at inappropriate water temperature; use of abrasive or improper cleaners; or acts of God, such as lightning, floods, earthquakes, etc.

In addition, THE COMPANY WILL NOT BE RESPONSIBLE FOR INCIDENTAL OR CONSEQUENTIAL DAMAGES or losses arising from any cause (e.g., water damage to carpet, ceiling, tiles, marble, loss of use, etc.) including its own negligence; damages to, respecting, or resulting from: plated parts when pool and/or spa chemicals are used in the unit or hard water conditions; optional bath equipment not manufactured by the Company but supplied by Dealer, installer or the Company; the unit's prior usage as an operational display; or defects that should have been discovered before installation.

This limited warranty does not include: labor, transportation, or other costs incurred in the removal and/or re-installation of the original unit and/or installation of a replacement unit; any costs relating to obtaining access for repair; or loss of use damage, including loss of sales, profit or business advantage of any kind under any circumstances. Bath units are excluded from any warranty coverage if any addition, deletion, or modification of any kind whatsoever has been made to the unit (or to any component).

Warranty coverage is provided in the United States of America and Canada only.

EXCLUSION OF IMPLIED WARRANTIES:

IMPLIED WARRANTIES OF MERCHANTABILITY AND FITNESS FOR A PARTICULAR PURPOSE ARE DISCLAIMED TOGETHER OR TO THE FULLEST EXTENT ALLOWED BY LAW.

NOTICE: This warranty gives you specific legal rights, and you may also have other rights which vary from state to state. There are no warranties applicable to Jacuzzi luxury Bath products except as expressly stated herein or as implied by applicable state and federal laws. The Company will not be responsible for any statements or representations made in any form that go beyond, are broader than or are inconsistent with any authorized literature or specifications furnished by the Company.

Some states do not allow limitations on how long an implied warranty lasts, or the exclusion or limitation of incidental or consequential damages, so the above limitations and exclusions may not apply to you.

WARRANTY REGISTRATION:

To register your product, please go to our website www.Jacuzzi.com, select SUPPORT, then ONLINE WARRANTY REGISTRATION from the top of the page. You will then be prompted to enter your product Serial Number followed by your warranty registration information. Or you may also register by completing the registration below and mailing it to Jacuzzi at the address provided.

WARRANTY SUMMARY*

RESPONSIBILITIES OF OTHERS:

Inspecting the unit prior to installation is the responsibility of the installer or building contractor who acts on behalf of the user. They are responsible for ensuring the unit is free of defect or damage. Notices are placed on and in the unit and on the shipping carton advising the installer of this responsibility. In the event of a problem, the unit must not be installed. The Company is not responsible for failures or damage that could have been discovered, repaired, or avoided by proper inspection and testing (including proper water testing) prior to installation.

Damage occurring in transit is the responsibility of the carrier. Each recipient of a product (distributor, user and installer) MUST open the crate and inspect the unit for damage promptly upon receipt. If damage is discovered, it must be reported immediately (no more than three (3) days) to the seller and the carrier in writing, a freight claim filed, and an inspection requested. Failure of the carrier to respond should be reported to the seller and the carrier. Failure to report freight damage and present a claim within three (3) days of receipt of a product will be deemed a waiver of the claim.

It is the responsibility of the installer, building contractor, or user to provide access for service. The Company is not responsible for any costs relating to obtaining access for repair. The user shall bear such costs and, if appropriate, must seek recovery from the installer.

Damage occurring to the unit during installation is the responsibility of the installer and/or building contractor and damage occurring thereafter is the responsibility of the user.

Failure of any optional equipment is the sole responsibility of the equipment manufacturer except as provided above and shall not extend to or apply to any replacement parts for the Options and accessories. Any replacement parts shall be covered by the original equipment manufacturer.

The Distributor or Dealer is responsible for knowing local code requirements and notifying the installing contractor and/or user of these requirements at the time of purchase. The Company is not responsible for costs to modify any product to obtain any code approval, such as city, county, or state building codes in U.S.A. or municipal or provincial codes in Canada.

WARRANTY SERVICE:

For the customer's benefit, the Company maintains a list of independent service personnel to perform required warranty service repairs. Such firms are not agents or representatives of the Company and cannot bind the Company by words or conduct.

The Company will provide the warranty service described above when the following conditions have been met: the failure is of the nature or type covered by the warranty; the user has informed an Authorized Jacuzzi Luxury Bath Service Agent or Warranty Service Department Representative of the nature of the problem during the warranty period; conclusive evidence (e.g., proof of purchase or installation) is provided to the foregoing by the user proving that the failure occurred or was discovered within the warranty period; an authorized independent service person or Company representative has been permitted to inspect the unit during regular business hours within a reasonable time after the problem was reported by the user.

In order to obtain warranty service, contact:

Jacuzzi Luxury Bath
Warranty Service Department
14525 Monte Vista Avenue
Chino, California 91710
Call: (800) 288-4002
6 A.M. to 5 P.M. Pacific Standard Time

To obtain warranty replacement for factory-installed components for Company supplied options and accessories manufactured and supplied by the Company, call or write the above. Provide a description of the problem and proof of purchase. You will be instructed how to obtain replacements and where to return, at your expense, the failed component(s), option(s), or accessory(ies).

All replacement parts, equipment, and repairs shall assume the remaining warranty period of the part(s) replaced.

The Company's warranty obligation shall be discharged upon tender of replacement or repair. The customer's refusal to accept the tender terminates the Company's warranty obligation.

JACUZZI® INDEX BY PRODUCT CODE

PRODUCT CODE	PRODUCT FAMILY NAME / PRODUCT DESCRIPTION	PAGE
5817	TILE FLANGE KIT	144
ADF6734	ADATTO™ FREESTANDING	9
AMF5932	AMALIA™ FREESTANDING	10
AMF6734	AMALIA™ FREESTANDING	10
AMI7236	AMIGA® DROP-IN	11
AMS7236	AMIGA® SKIRTED	12
AGF6934	ARGA™ FREESTANDING	16
AGF6735	ARGA™ CLASSIC FREESTANDING	17
ANZ6042	ANZA™ DROP-IN OR UNDERMOUNT	13
ANZ6636	ANZA™ DROP-IN OR UNDERMOUNT	14
ANZ6642	ANZA™ DROP-IN OR UNDERMOUNT	14
ANZ7242	ANZA™ DROP-IN OR UNDERMOUNT	15
ARF5932	ARIETTA™ FREESTANDING	18
AVU22	AVILA™ UNDERMOUNT SINK	156
BEL6060	BELLAVISTA™ DROP-IN	22-23
BEL6642	BELLAVISTA™ DROP-IN	19
BEL7242	BELLAVISTA™ DROP-IN	20-21
BIB6636	BIANCA® FREESTANDING BUNDLE	121
BIF6636	BIANCA® FREESTANDING	24
BIN6636	BIANCA® FREESTANDING BUNDLE	121
BIM6636	BIANCA® FREESTANDING BUNDLE	121
BIZ6636	BIANCA® FREESTANDING BUNDLE	121
BRF6636	BRAVO™ FREESTANDING	25
C2T4832	CATALINA® CENTER-DRAIN	146
C2T4834	CATALINA® CENTER-DRAIN	146
C2T6030	CATALINA® END-DRAIN	147
C2T6032	CATALINA® END-DRAIN	147
CAP5555	CAPELLA® DROP-IN	26
CAP6060	CAPELLA® DROP-IN	27
CAT3636	CATALINA® CENTER-DRAIN	146
CAT3648	CATALINA® CENTER-DRAIN	146
CAT4836	CATALINA® CENTER-DRAIN	146
CAT4842	CATALINA® CENTER-DRAIN	146
CAT4848	CATALINA® CENTER-DRAIN	146
CAT6030	CATALINA® END-DRAIN	147

PRODUCT CODE	PRODUCT FAMILY NAME / PRODUCT DESCRIPTION	PAGE
CAT6032	CATALINA® END-DRAIN	147
CAT6034	CATALINA® END-DRAIN	147
CAT6036	CATALINA® CENTER-DRAIN	146
CAT6042	CATALINA® CENTER-DRAIN	146
CAT6048	CATALINA® CENTER-DRAIN	146
CAY3636	CAYMAN® CENTER-DRAIN	148
CAY3642	CAYMAN® CENTER-DRAIN	148
CAY4234	CAYMAN® CENTER-DRAIN	148
CAY4236	CAYMAN® CENTER-DRAIN	148
CAY4242	CAYMAN® CENTER-DRAIN	148
CAY4248	CAYMAN® CENTER-DRAIN	148
CAY4832	CAYMAN® CENTER-DRAIN	148
CAY4834	CAYMAN® CENTER-DRAIN	148
CAY4836	CAYMAN® CENTER-DRAIN	148
CAY4848	CAYMAN® CENTER-DRAIN	148
CAY6030	CAYMAN® END-DRAIN	149
CAY6032	CAYMAN® END-DRAIN	149
CAY6034	CAYMAN® CENTER-DRAIN	148
CAY6036	CAYMAN® CENTER-DRAIN	148
CAY6042	CAYMAN® CENTER-DRAIN	148
CEB5932	CELESTE™ FREESTANDING BUNDLE	122-123
CEB6732	CELESTE™ FREESTANDING BUNDLE	122-123
CEB7032	CELESTE™ FREESTANDING BUNDLE	122-123
CEF5932	CELESTE™ FREESTANDING	28
CEF6732	CELESTE™ FREESTANDING	28
CEF7032	CELESTE™ FREESTANDING	28
CEM5932	CELESTE™ FREESTANDING BUNDLE	122-123
CEM6732	CELESTE™ FREESTANDING BUNDLE	122-123
CEM7032	CELESTE™ FREESTANDING BUNDLE	122-123
CEN5932	CELESTE™ FREESTANDING BUNDLE	122-123
CEN6732	CELESTE™ FREESTANDING BUNDLE	122-123
CEN7032	CELESTE™ FREESTANDING BUNDLE	122-123
CEZ5932	CELESTE™ FREESTANDING BUNDLE	122-123
CEZ6732	CELESTE™ FREESTANDING BUNDLE	122-123
CEZ7032	CELESTE™ FREESTANDING BUNDLE	122-123
CET6032	CETRA® DROP-IN	29
CET6036	CETRA® DROP-IN	30
COF5932	CONTENTO® FREESTANDING	31
COV1612	CONTENTO® VESSEL SINK	156
CSB5932	COSI™ FREESTANDING BUNDLE	124

PRODUCT CODE	PRODUCT FAMILY NAME / PRODUCT DESCRIPTION	PAGE
CSB6732	COSI™ FREESTANDING BUNDLE	124
CSF5932	COSI™ FREESTANDING	32
CSF6732	COSI™ FREESTANDING	32
CSM5932	COSI™ FREESTANDING BUNDLE	124
CSM6732	COSI™ FREESTANDING BUNDLE	124
CSN5932	COSI™ FREESTANDING BUNDLE	124
CSN6732	COSI™ FREESTANDING BUNDLE	124
CSZ5932	COSI™ FREESTANDING BUNDLE	124
CSZ6732	COSI™ FREESTANDING BUNDLE	124
CTS6032	CETRA® SKIRTED	29
CTS6036	CETRA® SKIRTED	30
DA34	ROTARY DRAIN 26" CABLE	139
DD50	FUZION® PILLOW 5.2" X 20"	144
DEF6732	DELICATO® FREESTANDING	33
DUE6042	DUETTA® 6042 DROP-IN OR UNDERMOUNT	34-35
DUE6636	DUETTA® 6636 DROP-IN OR UNDERMOUNT	36-37
DUE6642	DUETTA® 6642 DROP-IN OR UNDERMOUNT	38-39
DUE7242	DUETTA® 7242 DROP-IN OR UNDERMOUNT	40-41
ELA6042	ELARA® 6042 DROP-IN OR UNDERMOUNT	48-50
ELA6636	ELARA® 6036 DROP-IN OR UNDERMOUNT	51-30
ELA7236	ELARA® 7236 DROP-IN OR UNDERMOUNT	54-56
ELA7242	ELARA® 7242 DROP-IN OR UNDERMOUNT	57-60
ELA7959	ELARA® PLUS DROP-IN OR UNDERMOUNT	61
ELL6032	ELARA® 6032 LOW-PROFILE DROP-IN OR UNDERMOUNT	42-43
ELL6036	ELARA® 6036 LOW-PROFILE DROP-IN OR UNDERMOUNT	44-45
ELL6636	ELARA® 6636 LOW-PROFILE DROP-IN OR UNDERMOUNT	46-47
ERD6636	ERA™ 6636 FREESTANDING AND BALL & CLAW FEET OR PEDESTAL BASE	62
ERD7142	ERA™ 7142 FREESTANDING AND BALL & CLAW FEET OR PEDESTAL BASE	63
EV01	ERA™ BALL & CLAW FEET	62-63
EV16	ERA™ FREESTANDING SUPPLY LINES	132
EV19	ERA™ FILLER	132
EV23	ERA™ FREESTANDING TOE-TAP DRAIN	139
FIF6232	FIORÉ™ 6232 FREESTANDING	64
FIF6636	FIORÉ™ 6636 FREESTANDING	64
FUZ6666	FUZION® 6666 DROP-IN OR UNDERMOUNT	71-72
FUZ7236	FUZION® 7236 DROP-IN OR UNDERMOUNT	65-66
FUZ7242	FUZION® 7242 DROP-IN OR UNDERMOUNT	67-68
FUZ7260	FUZION® 7260 DROP-IN OR UNDERMOUNT	69-70
GD56	CHROMATHERAPY COLOR LIGHT KIT (FIELD INSTALLATION REQUIRED)	144
GU44	4 THERAPRO® JET RINGS	142

PRODUCT CODE	PRODUCT FAMILY NAME / PRODUCT DESCRIPTION	PAGE
GU45	2 ACCUPRO™ JET RINGS	142
HP55	UNIVERSAL ROTARY DRAIN 26" CABLE	139
ILF6730	ILEANA® FREESTANDING	73
ILV1717	ILEANA® VESSEL SINK	156
INB6636	INIZIO™ FREESTANDING BUNDLE	125
INF6636	INIZIO™ FREESTANDING	74
INM6636	INIZIO™ FREESTANDING BUNDLE	125
INN6636	INIZIO™ FREESTANDING BUNDLE	125
INZ6636	INIZIO™ FREESTANDING BUNDLE	125
J186030	SIGNATURE® 6030 LOW-PROFILE AFR 18" SKIRTED	106
J186032	SIGNATURE® 6032 LOW-PROFILE AFR 18" SKIRTED	107
J1A7236	SIGNATURE® 7236 SKIRTED WITH ARMRESTS	110
J1L6030	SIGNATURE® 6030 LOW-PROFILE 17" SKIRTED	106
J1L6032	SIGNATURE® 6032 LOW-PROFILE 17" SKIRTED	107
J2D6036	SIGNATURE® 6036 RECTANGLE DROP-IN	111
J2D7236	SIGNATURE® 7236 RECTANGLE DROP-IN	112
J2T7236	SIGNATURE® 7236 RECTANGLE DROP-IN	112
J3D6042	SIGNATURE® 6042 OVAL DROP-IN	117
J3D6638	SIGNATURE® 6638 OVAL DROP-IN	117
J3D7242	SIGNATURE® 7242 OVAL DROP-IN	117
J4D6042	SIGNATURE® 6042 OVAL IN RECTANGLE DROP-IN	114
J4D7242	SIGNATURE® 7242 OVAL IN RECTANGLE DROP-IN	115-116
J4S6042	SIGNATURE® 6042 OVAL IN RECTANGLE SKIRTED	113
J4T6042	SIGNATURE® 6042 OVAL IN RECTANGLE DROP-IN	114
J4T7242	SIGNATURE® 7242 OVAL IN RECTANGLE DROP-IN	115-116
J5D6060	SIGNATURE® 6060 CORNER DROP-IN	118
J5T6060	SIGNATURE® 6060 CORNER DROP-IN	118
KAB6534	KARINA® FREESTANDING BUNDLE	126
KAF6534	KARINA® FREESTANDING	75
KAM6534	KARINA® FREESTANDING BUNDLE	126
KAN6534	KARINA® FREESTANDING BUNDLE	126
KAZ6534	KARINA® FREESTANDING BUNDLE	126
LEF6530	LEONORA® FREESTANDING	76
LEPI155T	LENIRE® LUXURY PILLOW	144
LEU18	LEOLA® UNDERMOUNT SINK	156
LEVI515	LEONORA® VESSEL SINK	156
LH33	UNIVERSAL DEEP SOAK DRAIN	139
LIN6030	LINEA® 6030 DROP-IN OR UNDERMOUNT	77
LIN6632	LINEA® 6632 DROP-IN OR UNDERMOUNT	84
LNS6030	LINEA® 6030 SKIRTED	78-79

PRODUCT CODE	PRODUCT FAMILY NAME / PRODUCT DESCRIPTION	PAGE
LNS6032	LINEA® 6032 SKIRTED	80-81
LNS6036	LINEA® 6036 SKIRTED	82-83
LNS6632	LINEA® 6632 SKIRTED	84-85
LUF6735	LUNA™ FREESTANDING	86
LUIX6634	LUXURA® DROP-IN	87
MAR6060	MARINEO™ DROP-IN	91
MAR6642	MARINEO™ DROP-IN	89
MAR7242	MARINEO™ DROP-IN	90
MF35	LINEAR OVERFLOW DRAIN KIT	139
MF75	LINEAR BRASS DRAIN KIT	140
MJS7242	MAJORA® SKIRTED	88
ML08	LINEAR DRAIN WASTE OVERFLOW PRESSURE TEST KIT	140
MM17	SOLID SURFACE DRAIN COVER	151
MM23	SOLID SURFACE DRAIN CAP	151
MOF6636	MODENA® FREESTANDING	92
MP33	WATER RAINBOW® FLOW BATHTUB FILLER	132
MX77	BARREA® WIDESPREAD	134
MX78	BARREA® ROMAN BATHTUB FILLER	134
MX79	BARREA® SHOWER SET	134
MX80	BARREA® BRIDGE WIDESPREAD	134
MX81	MINCIO® WIDESPREAD	135
MX82	MINCIO® ROMAN BATHTUB FILLER	135
MX83	MINCIO® SHOWER SET	135
MX84	SALONE® WIDESPREAD	137
MX85	SALONE® ROMAN BATHTUB FILLER	137
MX86	SALONE® SHOWER SET	137
MX87	RAZZO™ WIDESPREAD	136
MX88	RAZZO™ ROMAN BATHTUB FILLER	136
MX89	RAZZO™ SHOWER SET	136
MX22	PICCOLO™ ROMAN BATHTUB FILLER	138
PV41	PICCOLO™ WIDESPREAD	138
PV40	PICCOLO™ CENTERSET	138
PV42	PICCOLO™ SHOWER SET	138
MZ20	DRAIN ALIGNMENT KIT FOR FREESTANDING BATHTUB INSTALLATIONS	140
NEV16	NERINA® VESSEL SINK	156
NOV6042	NOVA™ 6042 DROP-IN	93
NOV7242	NOVA™ 7242 DROP-IN	94
NVS6042	NOVA™ 6042 SKIRTED	95
NW50	TRANSITIONAL ROUND BATHTUB FILLER	131
NW55	CONTEMPORARY SQUARE BATHTUB FILLER	131

PRODUCT CODE	PRODUCT FAMILY NAME / PRODUCT DESCRIPTION	PAGE
OSB5930	SIGNATURE® 5930 OVAL FREESTANDING BUNDLE	128
OSB6732	SIGNATURE® 6732 OVAL FREESTANDING BUNDLE	128
OSF5930	SIGNATURE® 5930 OVAL FREESTANDING	119
OSF6732	SIGNATURE® 6732 OVAL FREESTANDING	119
OSM5930	SIGNATURE® 5930 OVAL FREESTANDING BUNDLE	128
OSM6732	SIGNATURE® 6732 OVAL FREESTANDING BUNDLE	128
OSN5930	SIGNATURE® 5930 OVAL FREESTANDING BUNDLE	128
OSN6732	SIGNATURE® 6732 OVAL FREESTANDING BUNDLE	128
OSZ5930	SIGNATURE® 5930 OVAL FREESTANDING BUNDLE	128
OSZ6732	SIGNATURE® 6732 OVAL FREESTANDING BUNDLE	128
P556	2 BMH/BMH SPINNERS	142
PD40	MEDICINE CABINET - SINGLE DOOR	158
PD42	MEDICINE CABINET - SINGLE DOOR	158
PD43	MEDICINE CABINET - SINGLE DOOR OVAL	158
PD44	MEDICINE CABINET - DOUBLE DOOR	158
PD47	MEDICINE CABINET - TRIPLE DOOR	158
PD48	MEDICINE CABINET - TRIPLE DOOR	158
PD49	MEDICINE CABINET - DOUBLE DOOR	158
PD50	MEDICINE CABINET - TRIPLE DOOR	158
PG35	SLIP COVER DRAIN KIT	139
PP57	BATHTUB/SHOWER SHELF 30"	144
PP58	BATHTUB/SHOWER SHELF 20"	144
PP69	SHOWER DRAIN WITH CHROME STAINER	151
PT61	ROUGH-IN MANIFOLD KIT	131
PT62	CONTENTO® BATHTUB FILLER	131
PT63	KARINA® BATHTUB FILLER	131
RIV6243	RIVA® DROP-IN OR UNDERMOUNT	96
RIV6638	RIVA® DROP-IN OR UNDERMOUNT	96
RIV7242	RIVA® DROP-IN OR UNDERMOUNT	97
ROF6634	ROSALIA® FREESTANDING	98
ROV1620	ROSALIA® VESSEL SINK	156
RQ29	MEDICINE CABINET - SINGLE DOOR ROUND	158
SIS6030	SIGNATURE® 6030 RECTANGLE FLAT FRONT SKIRTED	108
SIS6032	SIGNATURE® 6032 RECTANGLE FLAT FRONT SKIRTED	108
SIS6036	SIGNATURE® 6036 RECTANGLE FLAT FRONT SKIRTED	109
SIS6636	SIGNATURE® 6636 RECTANGLE FLAT FRONT SKIRTED	109
SD48	48" CONCEALED ROLLER SHOWER DOOR	154
SD59	60" CONCEALED ROLLER BATHTUB DOOR	154
SD60	60" CONCEALED ROLLER SHOWER DOOR	154
SNF5931	SERAFINA® 5931 FREESTANDING	99

PRODUCT CODE	PRODUCT FAMILY NAME / PRODUCT DESCRIPTION	PAGE
SNF673I	SERAFINA® 673I FREESTANDING	99
SIA6636	SIA® 6636 DROP-IN OR UNDERMOUNT	100
SIA7242	SIA® 7242 DROP-IN OR UNDERMOUNT	101
SNB593I	SERAFINA® 593I FREESTANDING BUNDLE	127
SNB673I	SERAFINA® 673I FREESTANDING BUNDLE	127
SNM593I	SERAFINA® 593I FREESTANDING BUNDLE	127
SNM673I	SERAFINA® 673I FREESTANDING BUNDLE	127
SNN593I	SERAFINA® 593I FREESTANDING BUNDLE	127
SNN673I	SERAFINA® 673I FREESTANDING BUNDLE	127
SNZ593I	SERAFINA® 593I FREESTANDING BUNDLE	127
SNZ673I	SERAFINA® 673I FREESTANDING BUNDLE	127
SOL6042	SOLNA™ 6042 DROP-IN OR UNDERMOUNT	102
SOL6636	SOLNA™ 6636 DROP-IN OR UNDERMOUNT	103
SOL7242	SOLNA™ 7242 DROP-IN OR UNDERMOUNT	104
SOV18	SORDINO® VESSEL SINK	156
SS54	BOWL VESSEL SINK BUNDLE	157
SS64	ROUND VESSEL SINK BUNDLE	157
SS78	RECTANGULAR VESSEL SINK BUNDLE	157
STB593I	STELLA® 593I FREESTANDING BUNDLE	129
STB673I	STELLA® 673I FREESTANDING BUNDLE	129
STF593I	STELLA® 593I FREESTANDING	105
STF673I	STELLA® 673I FREESTANDING	105
STM593I	STELLA® 593I FREESTANDING BUNDLE	129
STM673I	STELLA® 673I FREESTANDING BUNDLE	129
STN593I	STELLA® 593I FREESTANDING BUNDLE	129
STN673I	STELLA® 673I FREESTANDING BUNDLE	129
STZ593I	STELLA® 593I FREESTANDING BUNDLE	129
STZ673I	STELLA® 673I FREESTANDING BUNDLE	129
SX48	48" EXPOSED ROLLER SHOWER DOOR	153
SX59	60" EXPOSED ROLLER BATHTUB DOOR	153
SX60	60" EXPOSED ROLLER SHOWER DOOR	153
T628	SYSTEMS CLEAN™	144
TP78	4 TARGETPRO™ JET RINGS	142
TR00	BATHTUB CADDY TRAY	144

QUESTIONS? CALL CUSTOMER SERVICE
AT (888) 744-7592



At Jacuzzi, service comes first, so we strive to surpass your expectations and be with you every step of the way. Our real, live team of specialists understands our products and will help you shine. We believe using Jacuzzi® premium products should be a stress-free experience, and are ready to help with anything you need. We see you as an extension of our family, so you can relax knowing that the level of service we deliver matches the superior quality of our brand.

Jacuzzi Customer Service Hours:
6am - 4pm Pacific Time

Prices - All Sales prices listed are effective as of the date of publication of this Price Book and are subject to change at the sole discretion of Jacuzzi without notice.

Weight - All weights listed are estimates as of the time of publication of this Price Book. The actual weight of any individual product may vary.



WARRANTY

Jacuzzi® Products are backed by one of the most comprehensive warranties in the industry and a nationwide service network. Jacuzzi Luxury Bath's warranty is assurance that your investment will perform reliably for years to come.

www.Jacuzzi.com



@JACUZZIOFFICIAL

17872 Gillette Ave., #300
Irvine, CA, 92614
(888) 744-7592

©2022 Jacuzzi Inc. All rights reserved.

Jacuzzi® is a registered trademark of Jacuzzi Inc.

All other brands, product names, company names, trade names and trademarks used are the property of their respective owners. Jacuzzi may add to, change or remove any part of these materials at any time, without notice. Reproduction in whole or in part without written permission is prohibited. International products may be configured differently to meet local electrical requirements. Dimensions are approximate and subject to change from time to time.

SH76000 01/22