

2024 Yolo County Homeless Count

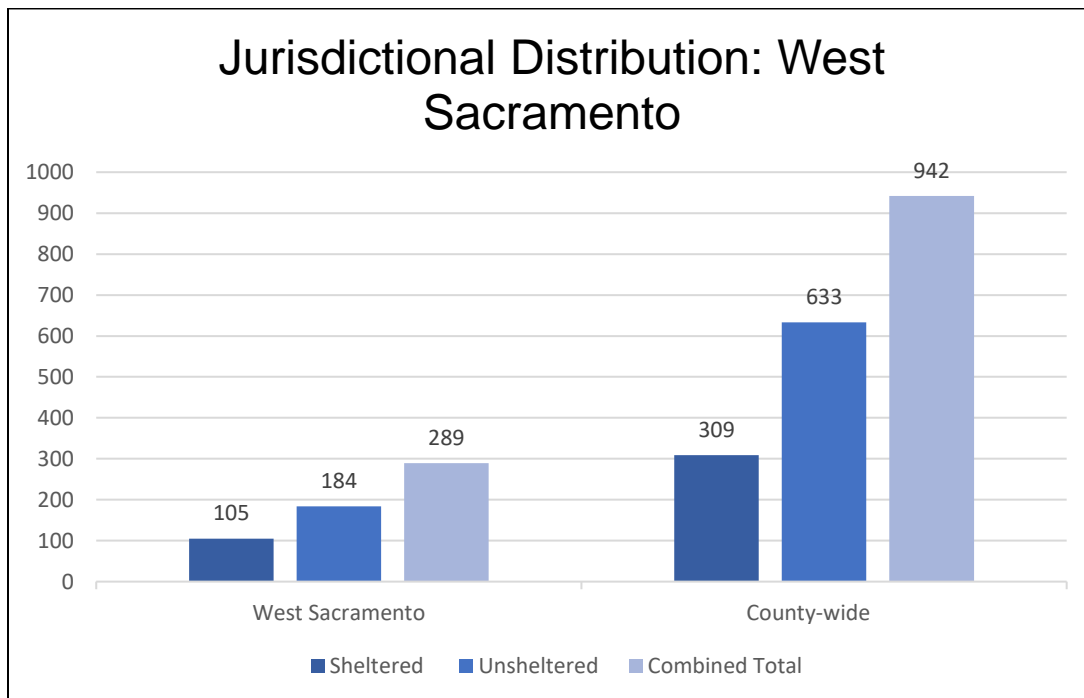
West Sacramento, CA

- ❖ The Yolo County Homeless and Poverty Action Coalition conducted its 2024 Homeless Count on January 24, 2024. The Homeless Count (also known as the Point-in-Time (PIT) Count) is a survey of individuals and families identified as experiencing sheltered or unsheltered homelessness within the boundaries of Yolo County on a single night in February. The 2024 count identified a total of 289 people in West Sacramento experiencing homelessness on January 24, 2024.

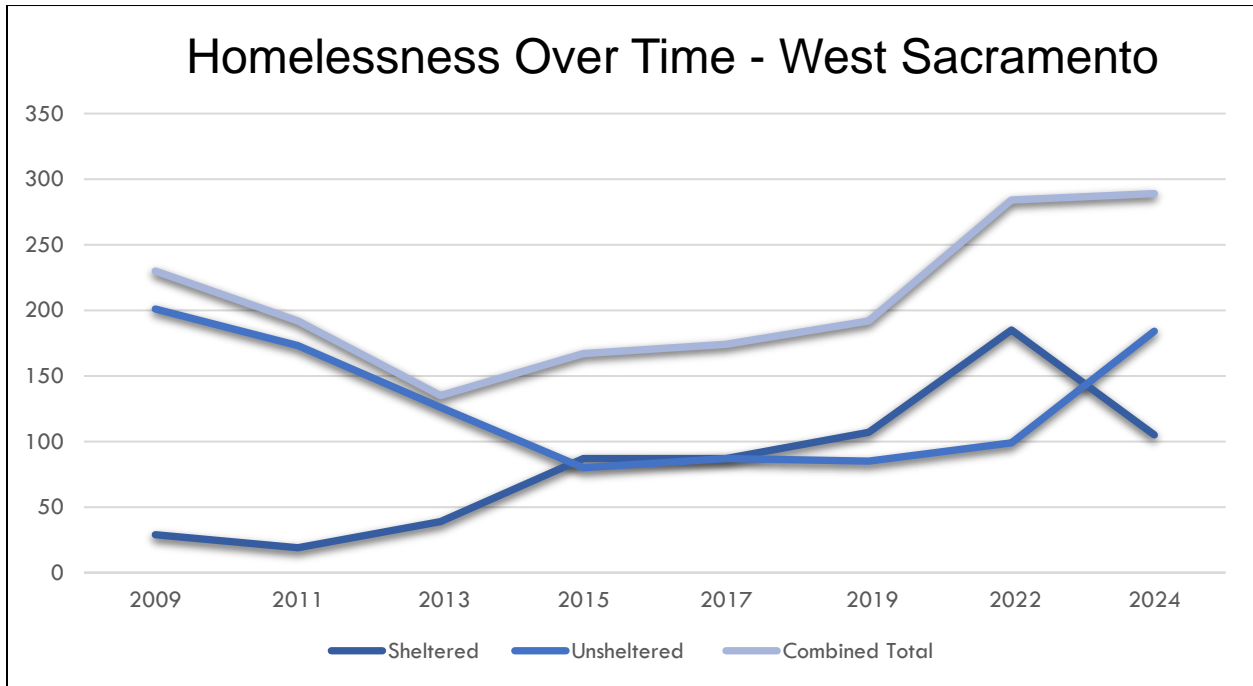
HOMELESSNESS ON A SINGLE NIGHT (January 24, 2024)

<i>Number of individuals experiencing homelessness per 10,000 residents</i>				
Jurisdiction	2017	2019	2022	2024
West Sacramento	32.8	35.6	53.8	53.2
Total Countywide	21.4	29.4	33.7	42.5

Based on population estimates from the California Department of Finance.

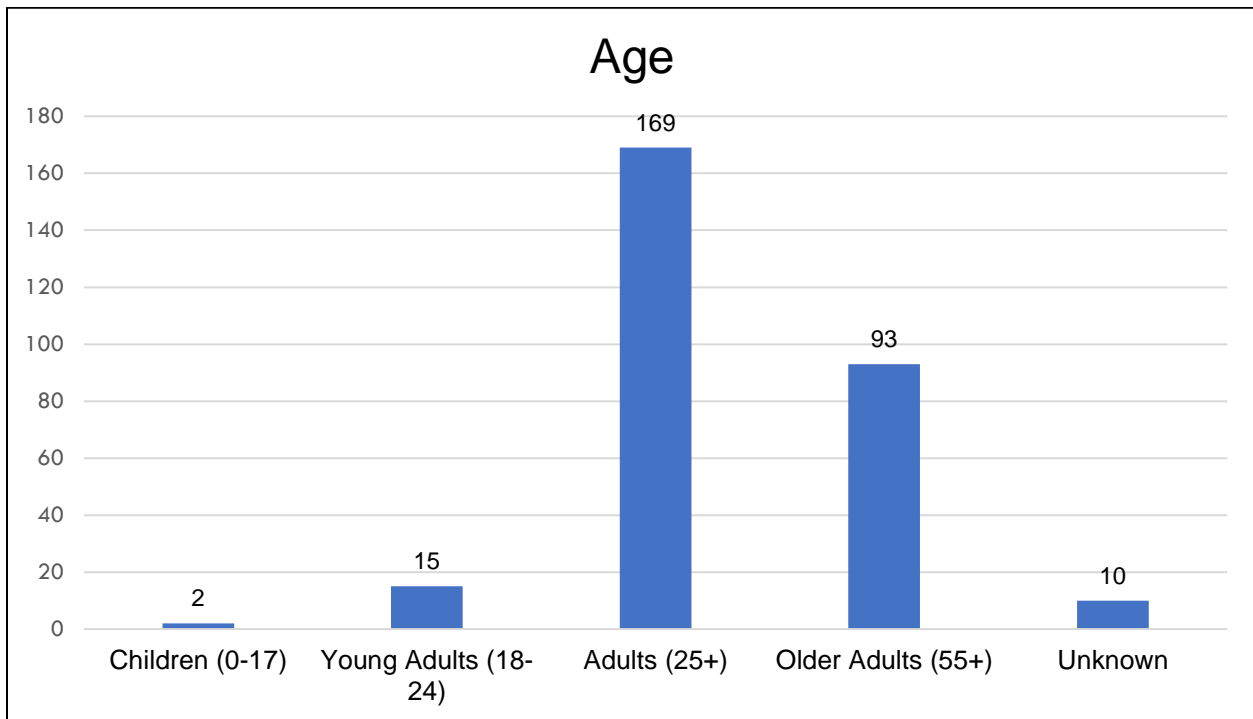


HOMELESSNESS OVER TIME (2009–2024)

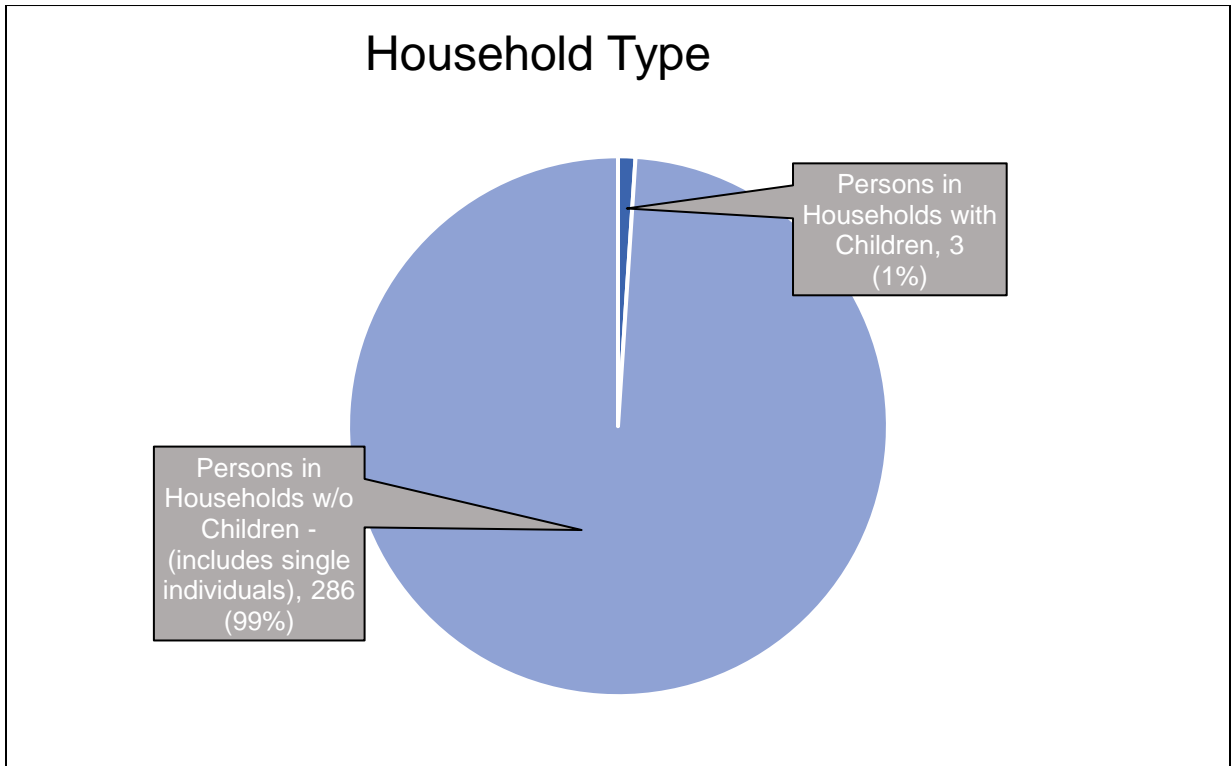


Demographics

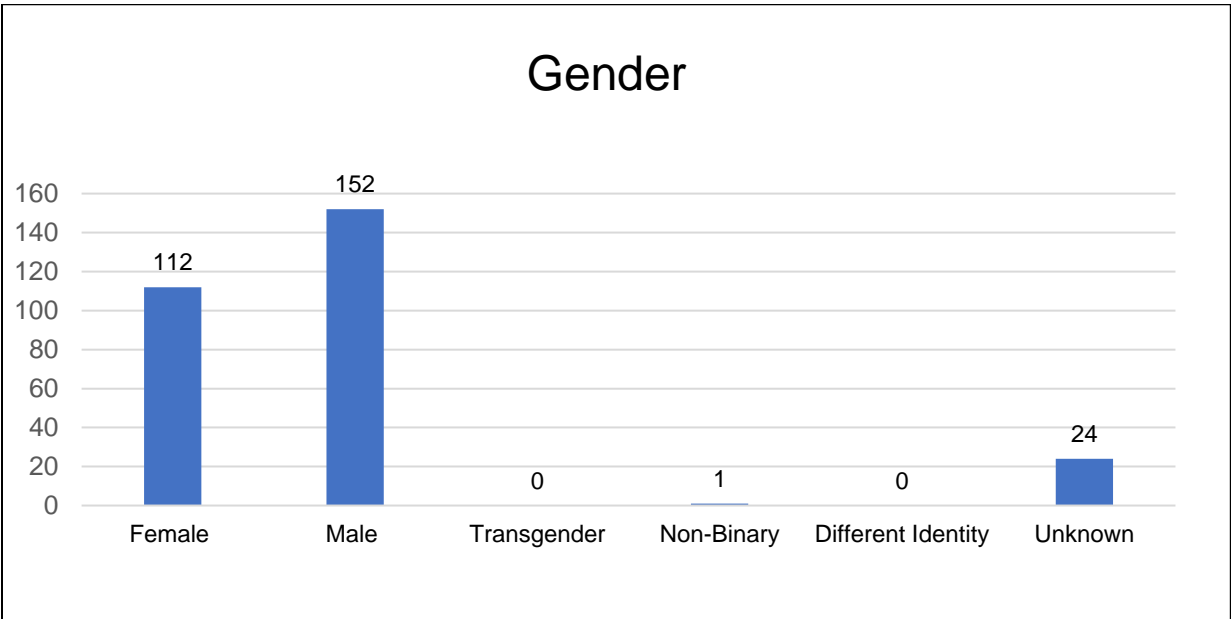
AGE



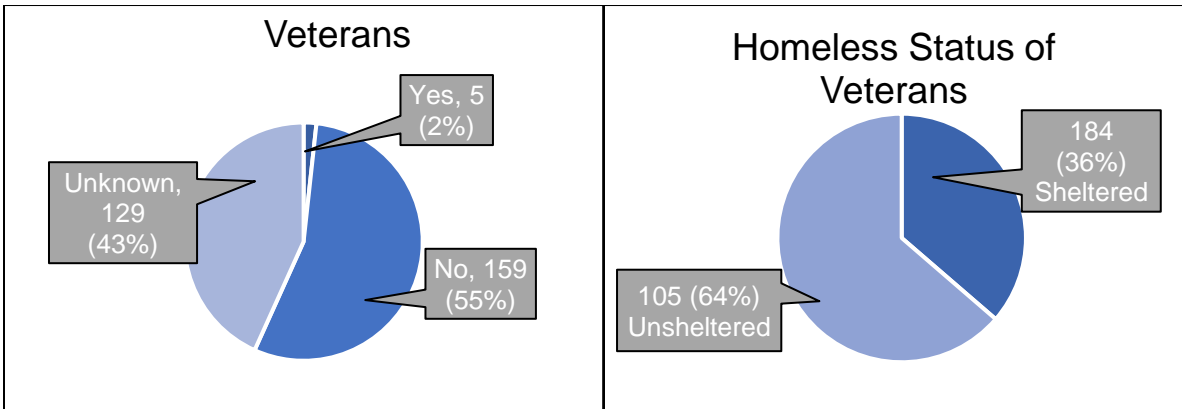
Household Status



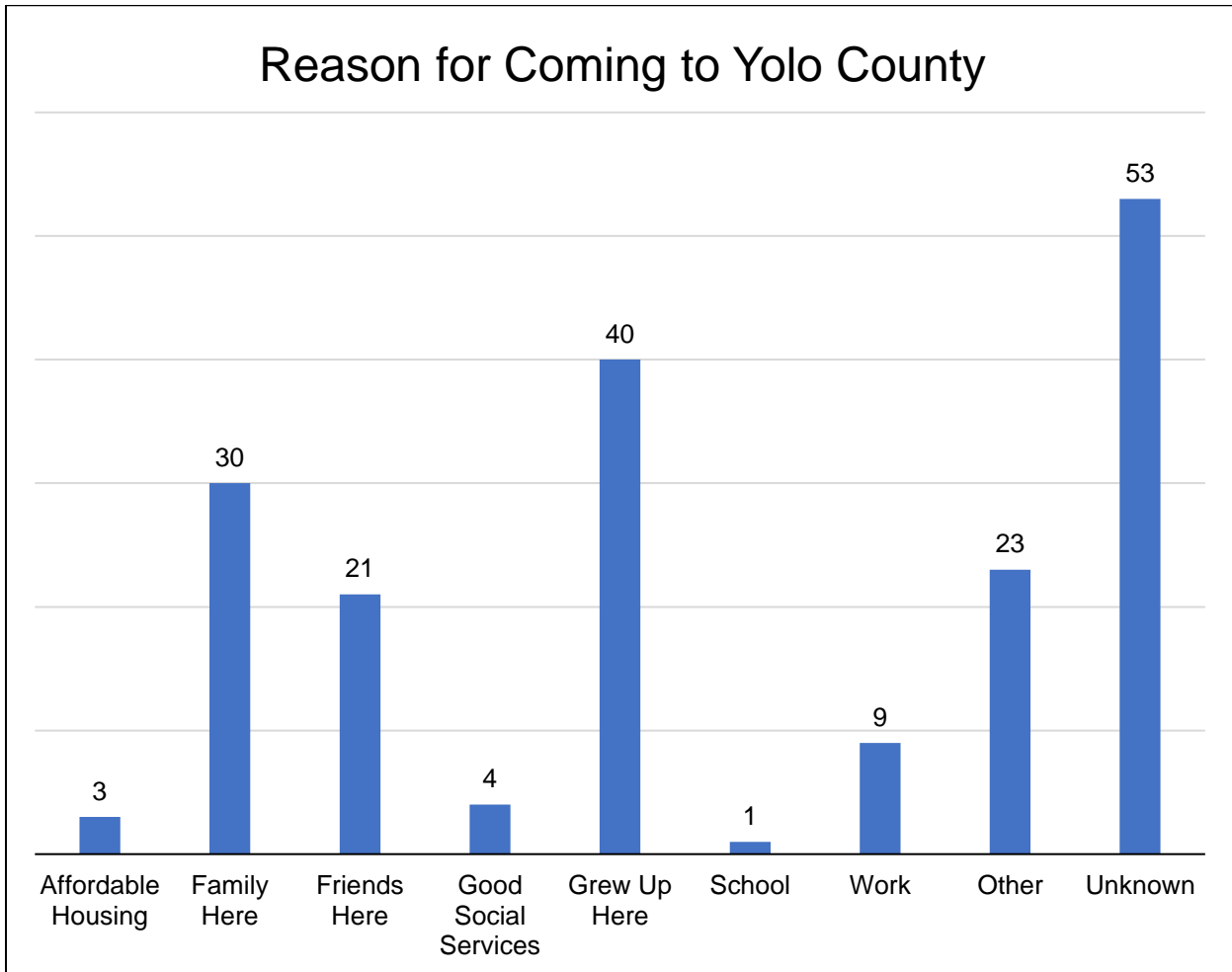
Gender



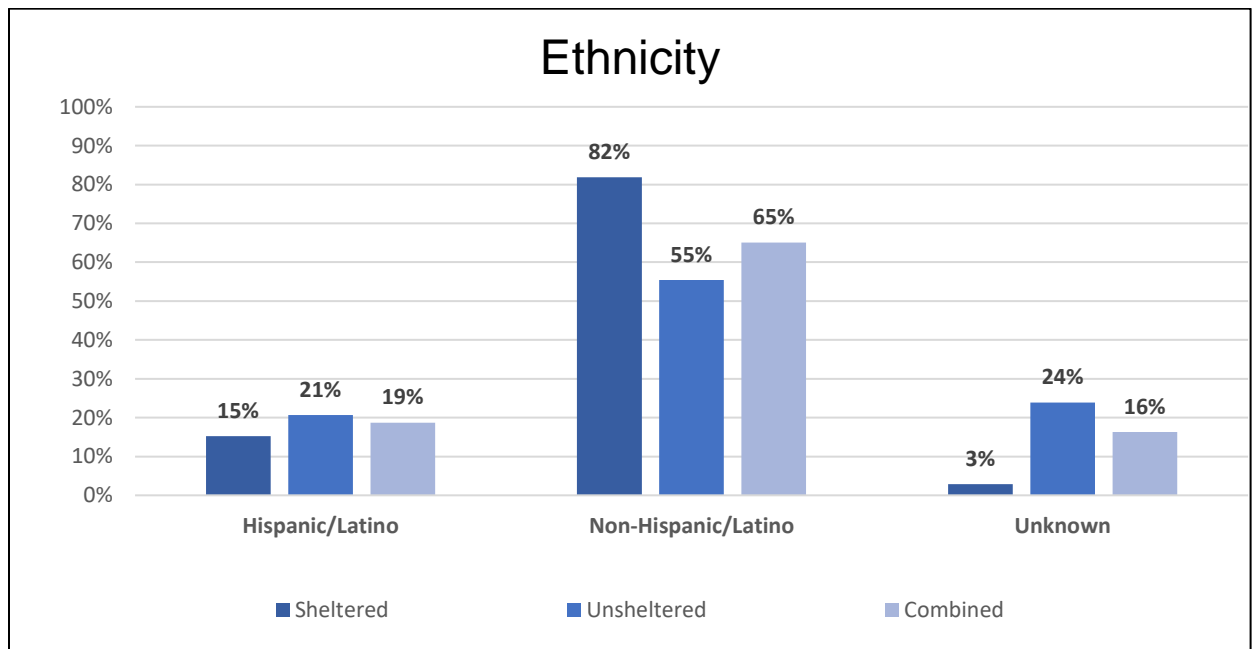
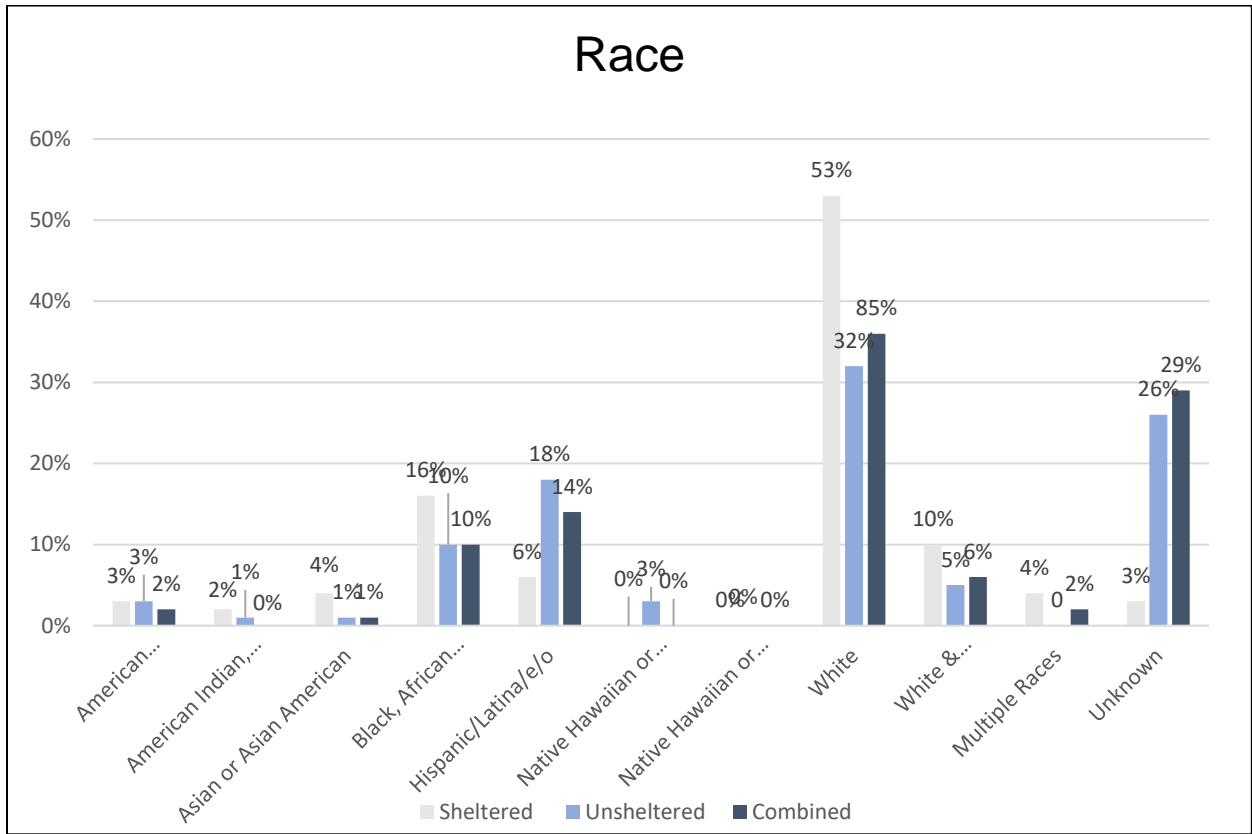
Veteran Status



Reason Coming to Yolo County

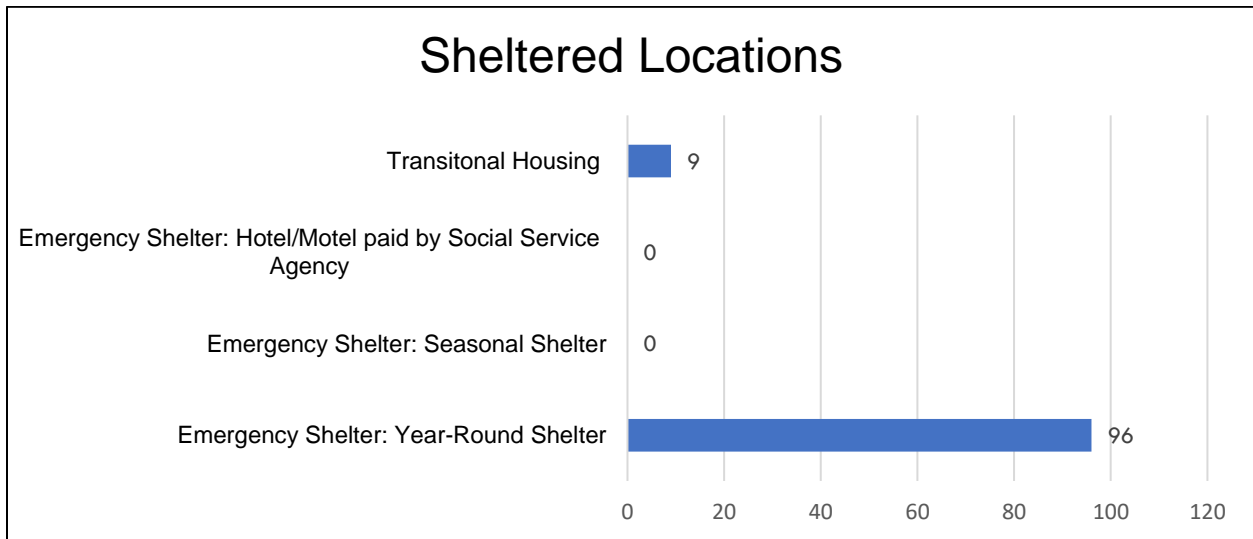
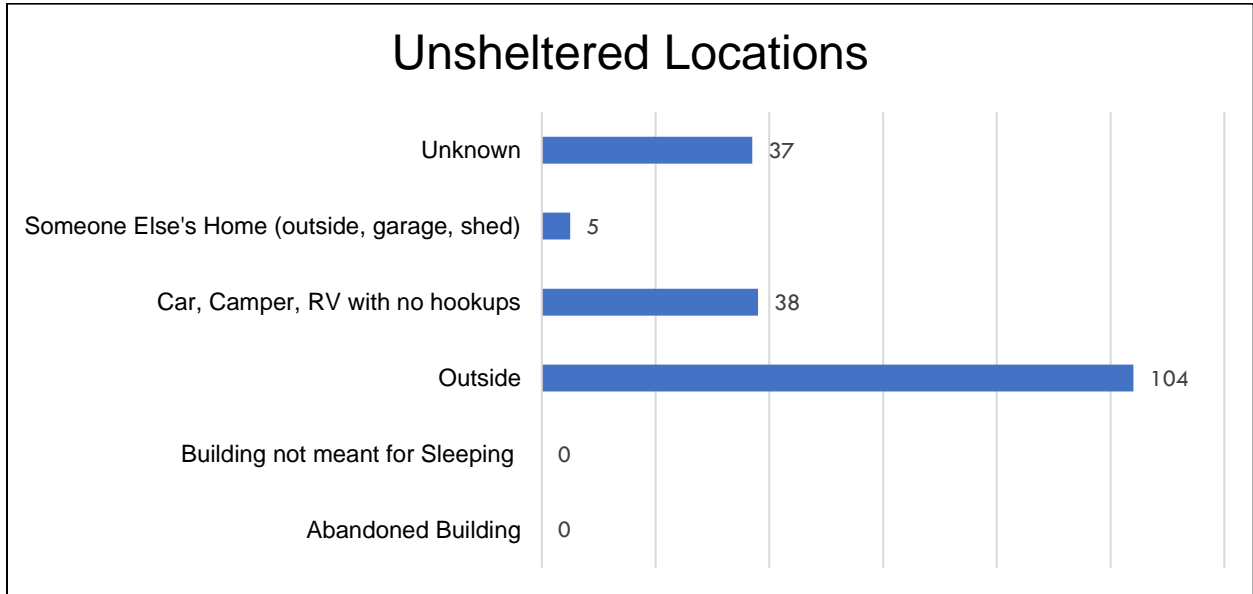


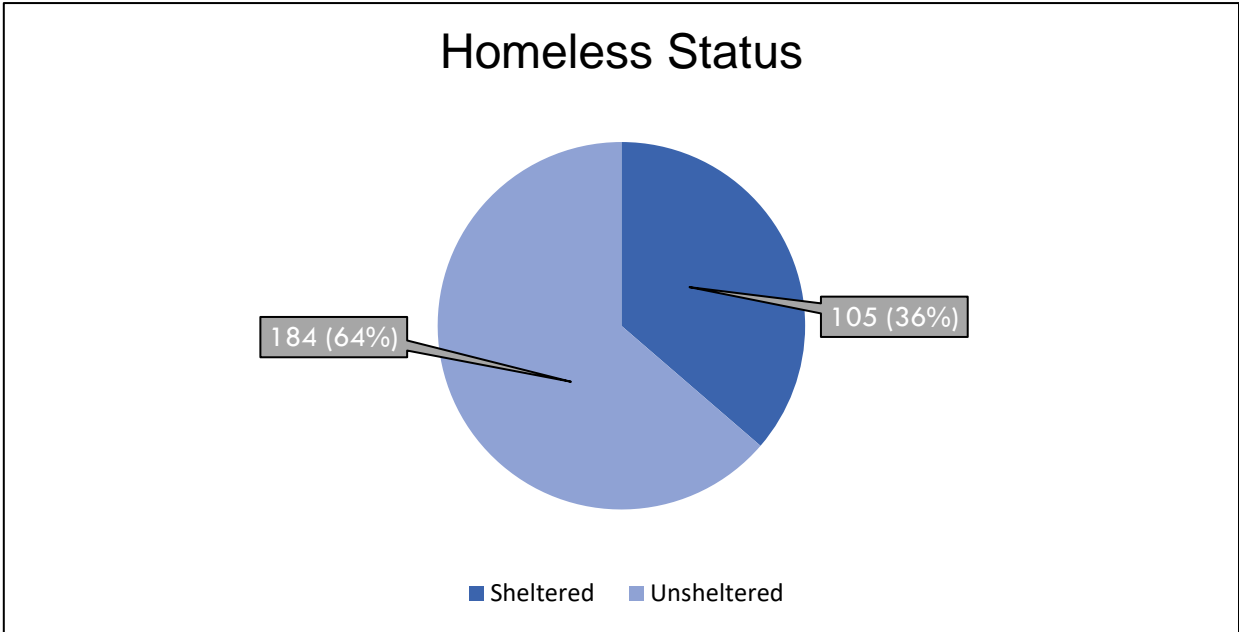
Race/Ethnicity



Homeless Status

LOCATION





HISTORY OF HOMELESSNESS IN YOLO COUNTY – UNSHELTERED ONLY

Questions related to History of Homelessness in Yolo County were only asked of individuals experiencing **unsheltered**

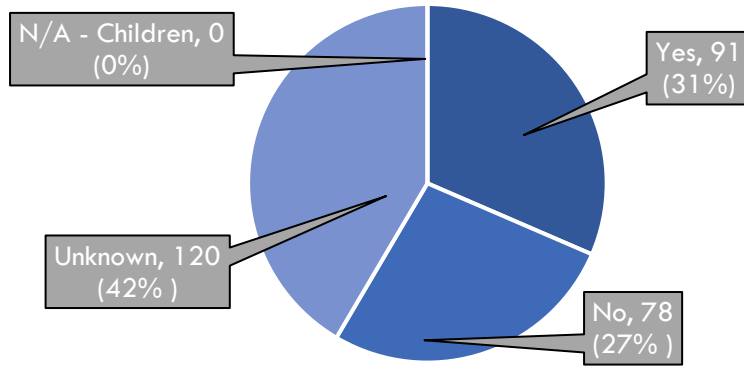
Where Lived Prior to Yolo County			
Lived in Yolo County All Life	1%	Other State	8%
Sacramento	29%	Other Country	1%
Other CA	15%	Unknown	46%

CHRONIC HOMELESSNESS

*Year range was not requested in this year’s count, but is included as an area of improvement to ensure it is included in future counts

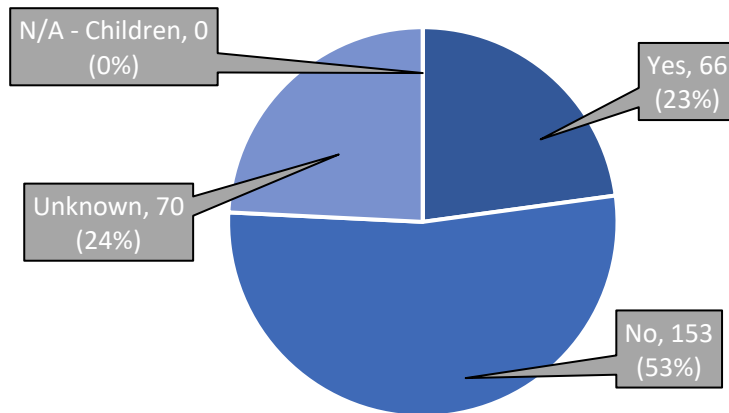
Questions related to Chronic Homelessness were only asked of **adults** experiencing both sheltered and unsheltered homelessness.

Long-Term Homelessness (% of all homeless persons)



Long-Term Homelessness is defined as continuously homeless for 12 months or longer.

Frequently Homeless (% of all homeless persons)



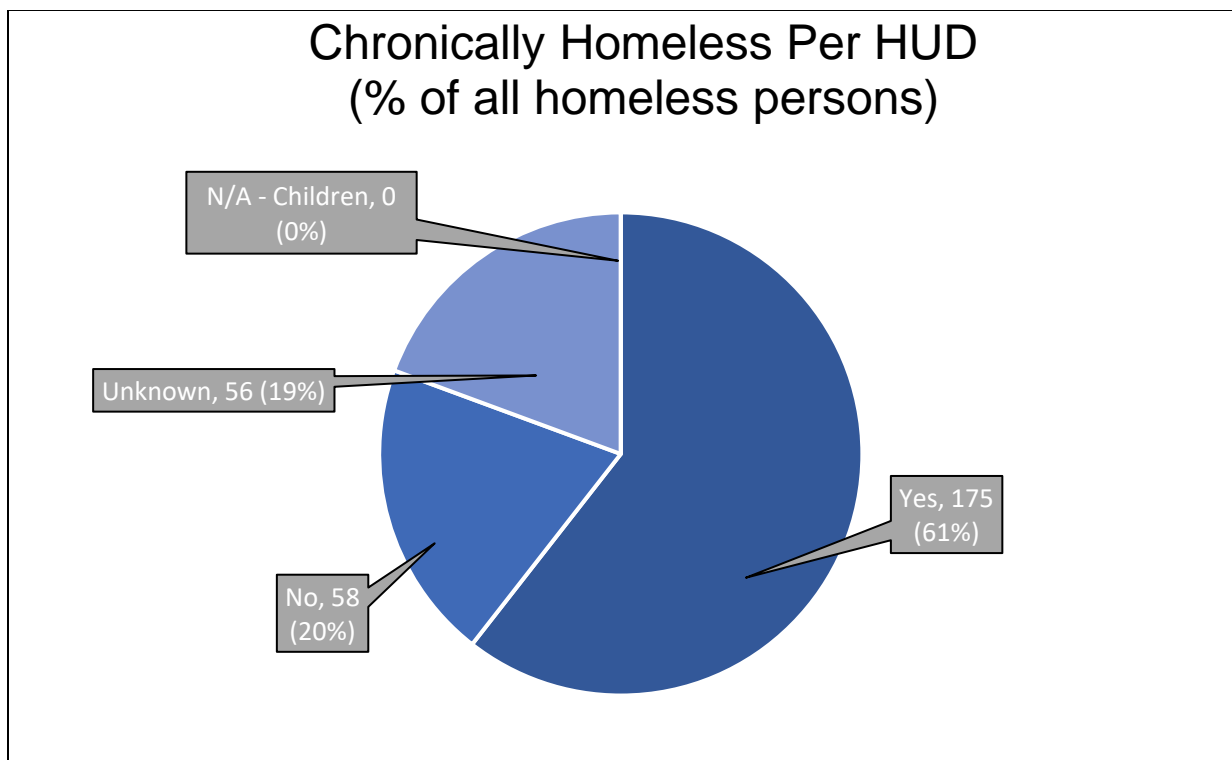
Frequently Homeless is defined as homeless on at least 4 separate occasions within the last 3 years.

The Department of Housing and Urban Development (HUD) considers an individual to be “**Chronically Homeless**” when:

1) the individual has been homeless for at least 12 consecutive months, or homeless on at least 4 separate occasions, totaling 12 months or more, within the last 3 years;

AND

2) can be diagnosed with PTSD, a serious mental illness, substance use disorder, a developmental disability, or a cognitive or physical illness or disability.

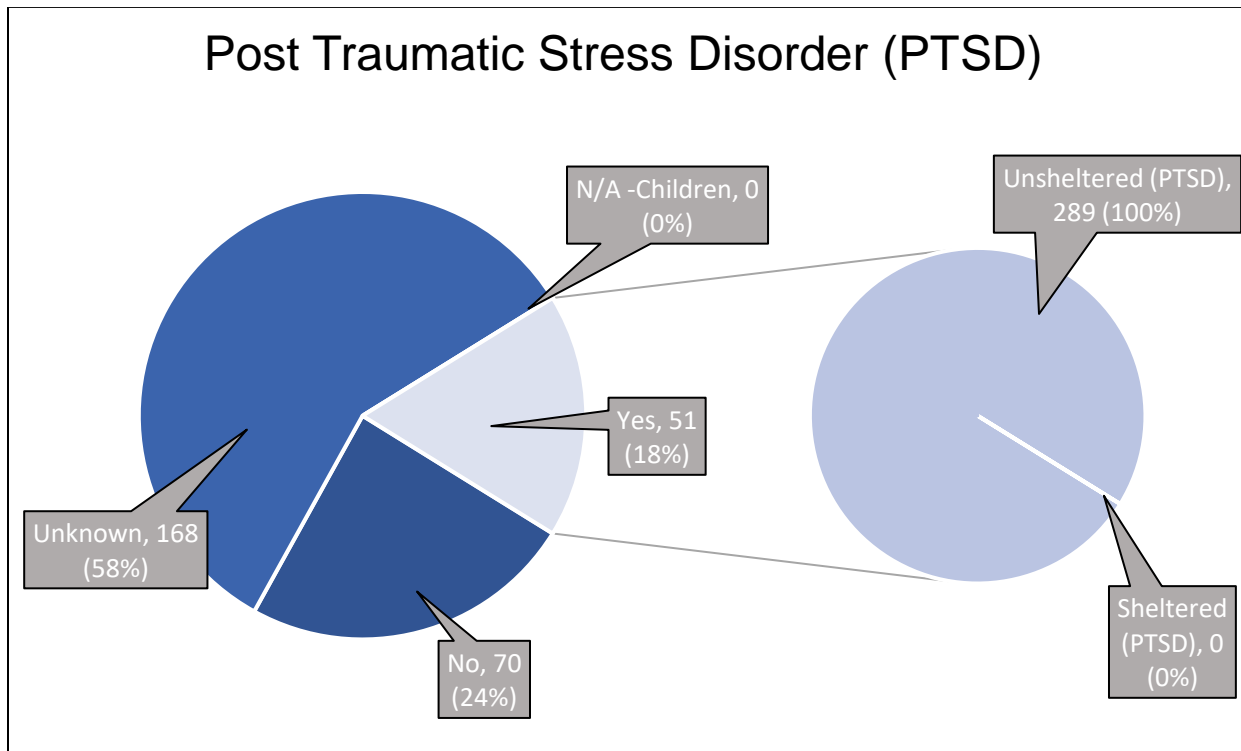


Health Status

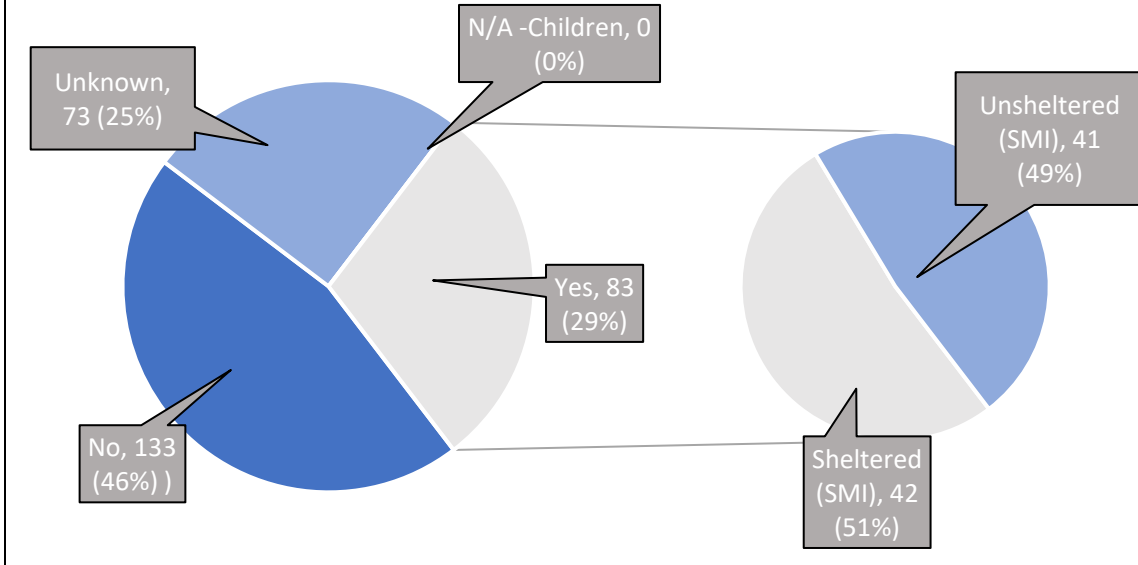
PREVALENCE OF HEALTH ISSUES

Questions related to Health Status were only asked of **adults** experiencing both sheltered and unsheltered

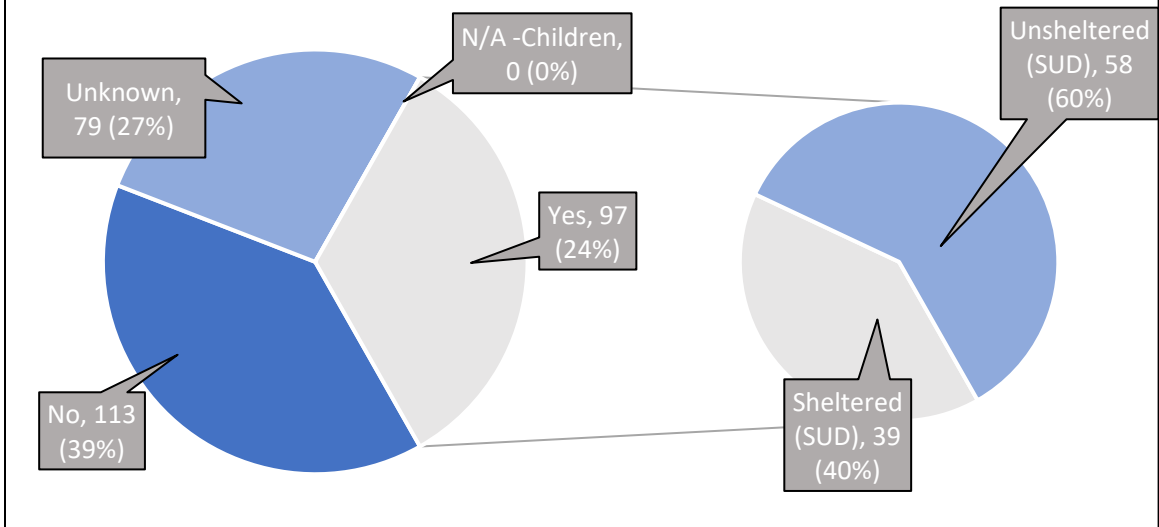
It is important to note that since the data is self-reported, percentages likely underestimate true prevalence for all health status categories and number of health issues.



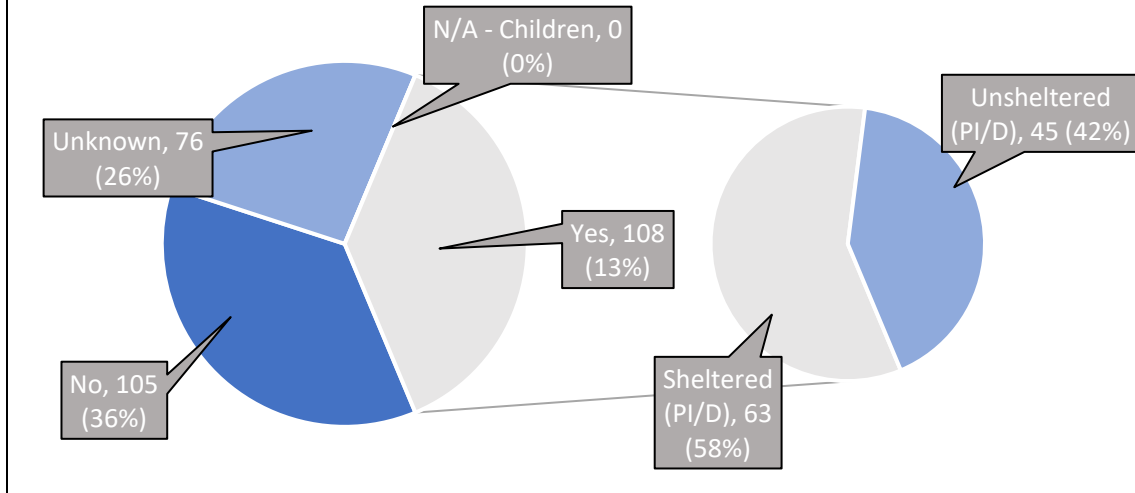
Serious Mental Illness (SMI)



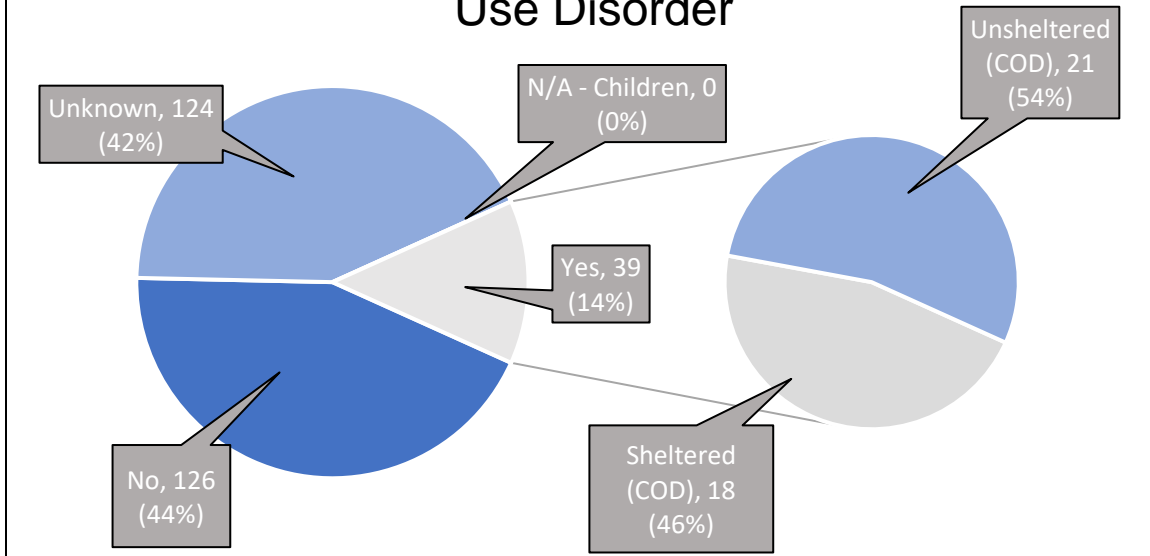
Substance Abuse Disorder (SUD)



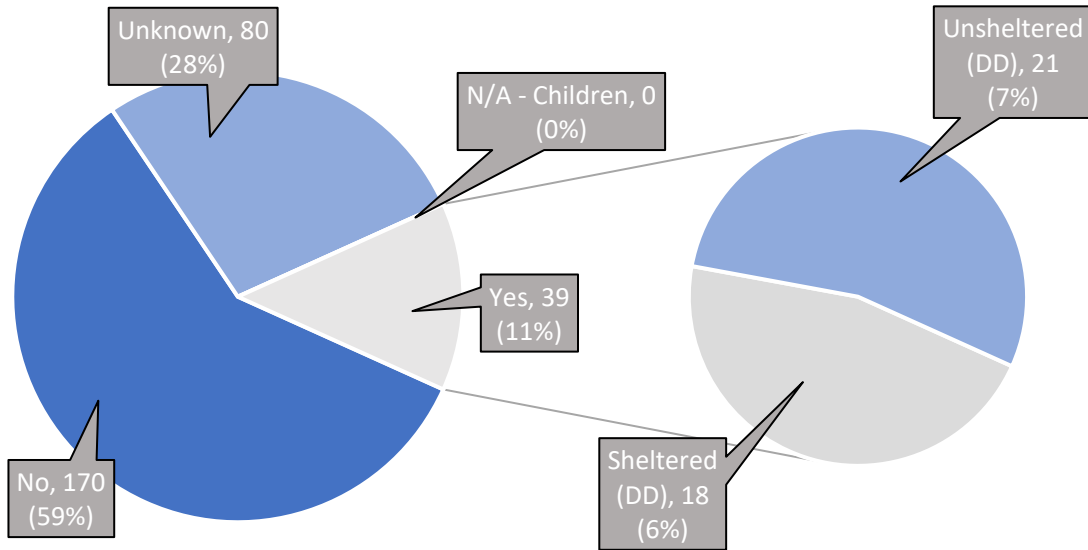
Physical Illness or Disability



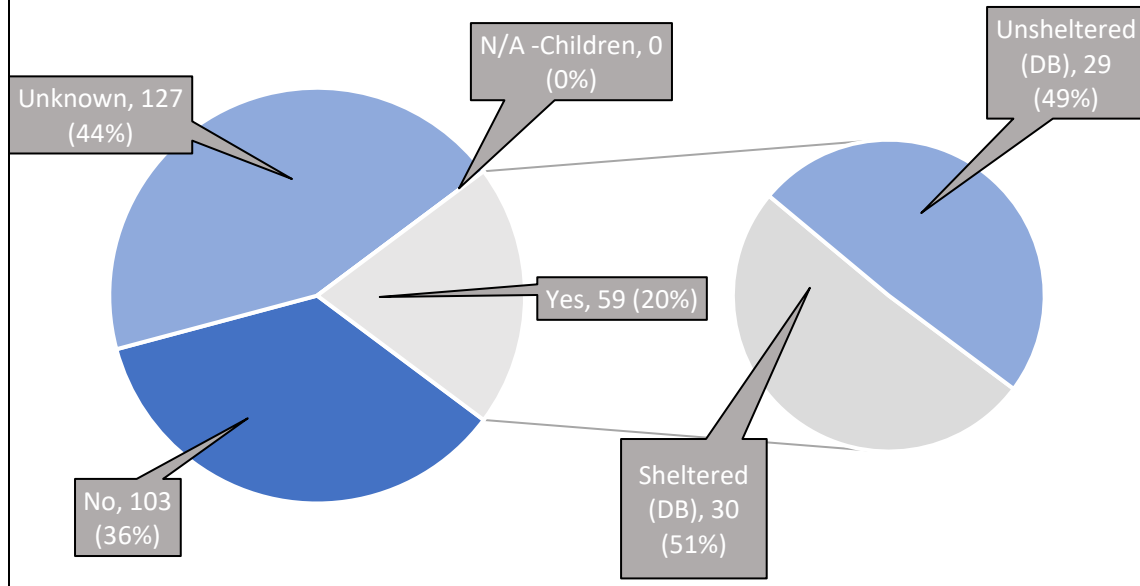
Co-occurring Mental Health & Substance Use Disorder



Developmental Disability



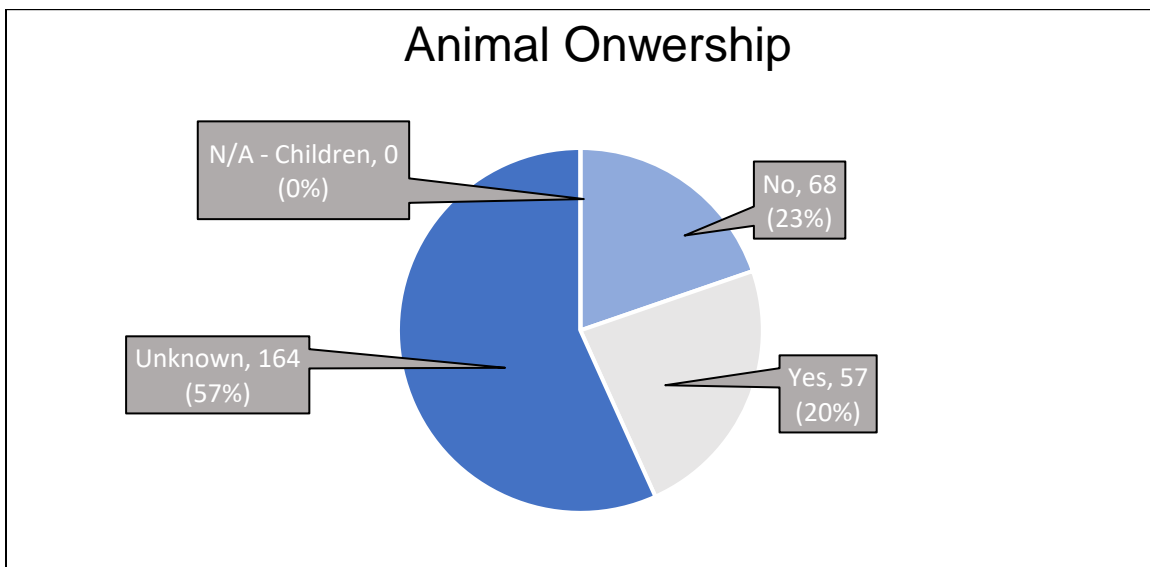
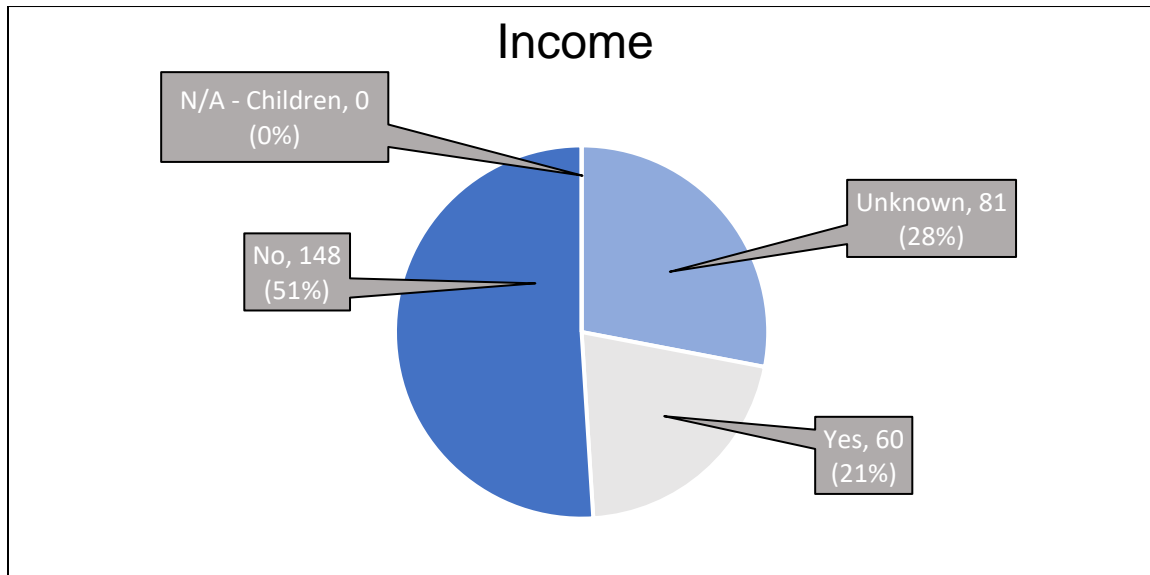
Disability Benefits



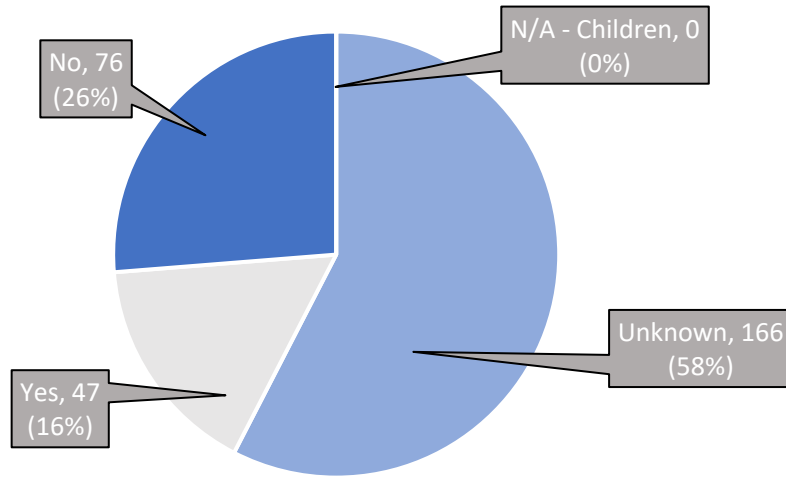
Personal Information

Questions related to Personal Information were only asked of **adults** experiencing both sheltered and unsheltered homelessness.

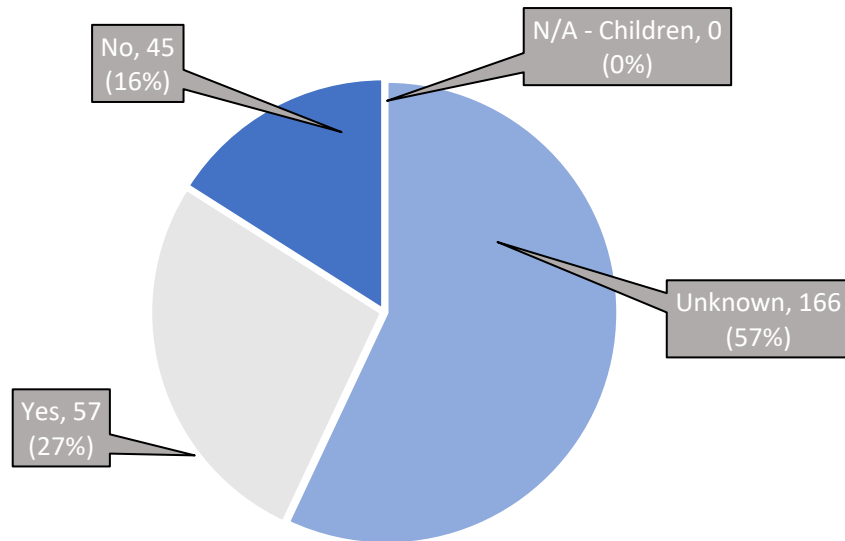
POTENTIAL BARRIERS TO HOUSING

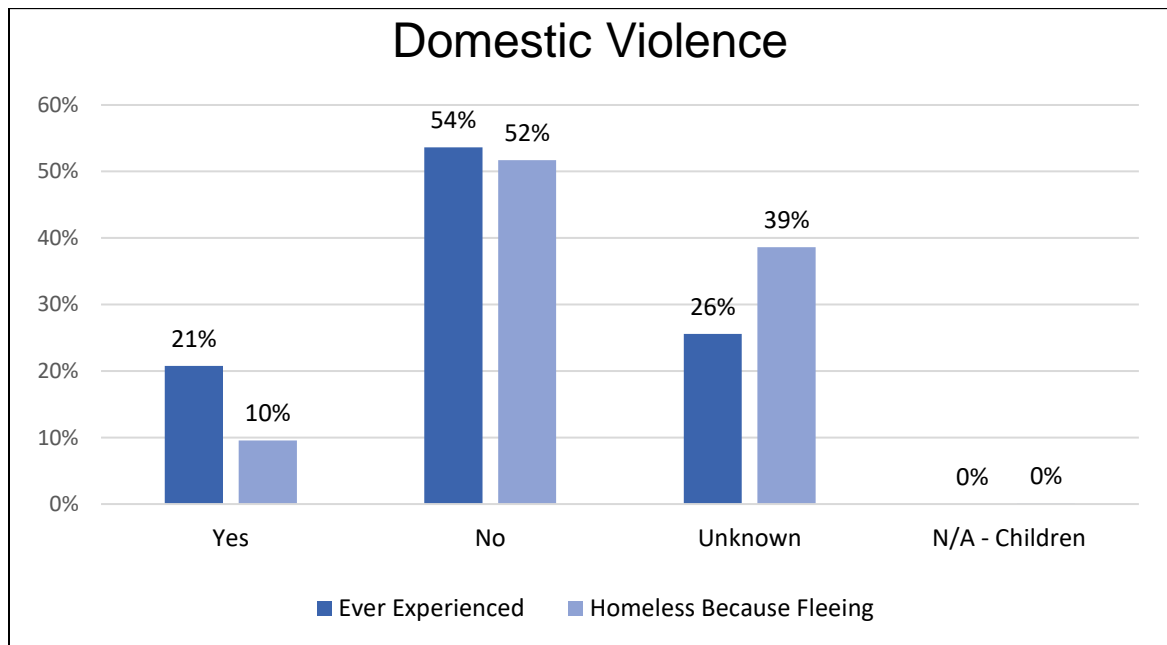
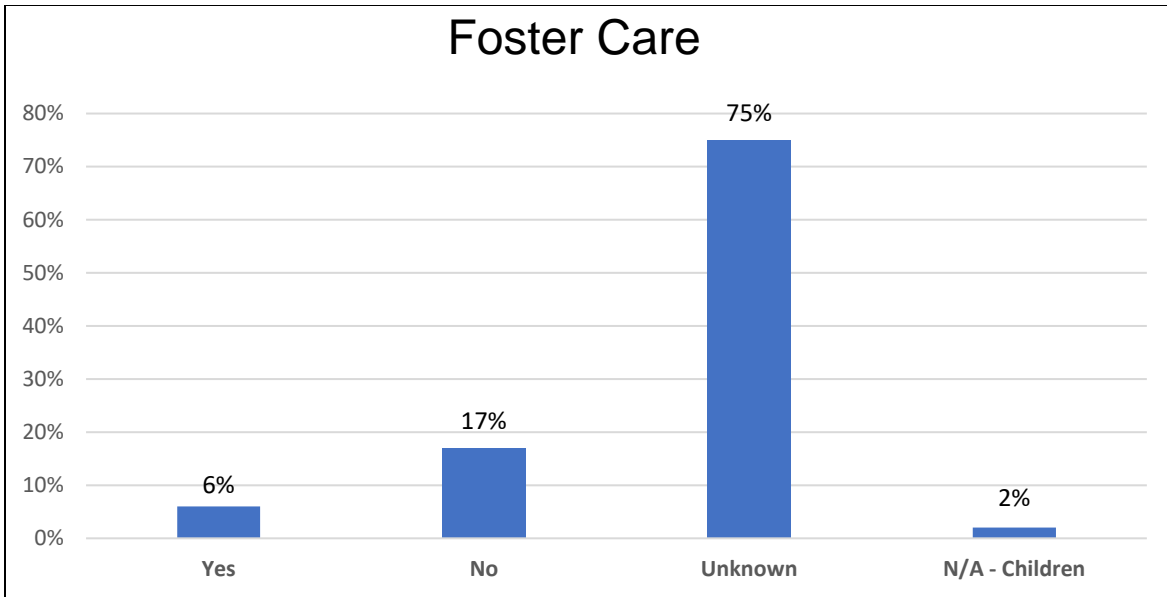


Eviction



Criminal Conviction





Summary – 2024 West Sacramento Data:

The 2024 count identified a total of 289 people in West Sacramento experiencing homelessness on January 24, 2024. Of these 289 people, we found 184 people to be unsheltered and 105 to be considered sheltered. While, comparing the number of individuals in West Sacramento experiencing homelessness from 2017-2024, we can see an overall increase of 66%. Of the total number of individuals in West Sacramento, we found that most of the people fall in the age range of 25+ with 169 individuals falling in this category compared to only 93 in the “Older Adults” category. The prevalent household type for those experiencing homelessness was

people in households without children, compared to those with children which includes single individuals, coming in at 99%.

Based on gender, West Sacramento findings show that 152 are male and 112 are female. In terms of race and ethnicity, report found that of those experiencing homelessness 44% are white, 11% are African American, 4% are American Indian/Alaska Native or Indigenous, 2% Hawaiian/Pacific Islander, 1% Asian, and 16% Unknown. Among these individuals 22% are of Hispanic/Latino ethnicity. The most reported 'unsheltered' location next to "Unknown" was "Outside" with 104 individuals reporting this information. *Emergency Shelter: Year-Round Shelter* was the top sheltered location with 96 people having utilized it. The study also found that at least 31% of people are experiencing long-term homelessness, at least 23% of people are considered frequently homeless, and at least 60% of people are experiencing chronic homelessness.

Among the 289 individuals found to be experiencing homelessness in West Sacramento, 18% are suffering from Post-Traumatic Stress Disorder (PTSD), 29% have some form of Serious Mental Illness (SMI), 24% are dealing with a Substance Use Disorder (SUD), 11% have a Development Disability, 13% have a Physical Illness or Disability, and 5% have Co-occurring Mental Health & Substance Use Disorders (COD).¹

Statistics show that only 21% of West Sacramento's homeless population are receiving some form of income while 51% have no income. Among the same population, 16% have become homeless because they were facing an eviction. Based on results, we found that 21% have "ever experienced" domestic violence, 10% of people are "currently fleeing" a domestic violence situation, with 39% unknown.

Limitations of the count:

When considering the numbers in the count it is important to recognize that they reflect only those persons identified as homeless within the county on a single day. Many people move in and out of homelessness during the year, meaning that the actual number of people experiencing homeless in 2024 may be much higher than the numbers included in this report.

Additionally, the count does not include people who are doubled up in conventional housing; people who are couch surfing; adults living in a mental health facility, chemical dependency facility, criminal justice facility, or permanent supportive housing; or youth living in residential treatment facilities, emergency foster care, or detention facilities. People living in these circumstances do not meet the HUD definition of homelessness, and therefore, cannot be included in the count.

We also encountered more "unknowns" during this count because sheltered individuals were not required to complete the survey. In addition, a higher percentage of people who are unhoused either refused to complete the survey and/or teams conducting the count were unable to conduct the full survey, resulting in a larger number of visual counts. Thus, we were not able to capture all demographic data. Lastly, if an individual completed a survey outside the city limits their number count was included in the Winters/Rural Area totals. If a survey was not completed and the individual was not in a shelter, or an individual marked that they did not want to

¹ The above population sizes are an estimate as there was 56 number of unknown results that may impact this data. Please refer to data tables for exact number of unknown results for each category.

disclose their location, the system would assign a location of 0 latitude and 0 longitude, which placed them in Africa. These numbers were also included in the Winters/Rural Area count, thus the total homeless population may not be completely represented in these numbers.

Data Tables

<i>Homelessness on a Single Night</i>		<i>(January 24, 2024)</i>	
	West Sacramento	Total Countywide	
Sheltered	105	309	
Unsheltered	184	633	
Combined Total	289	942	

<i>Number of individuals experiencing homelessness per 10,000 residents</i>				
	2017	2019	2022	2024
West Sacramento	32.8	35.6	53.8	53.2
Total Countywide	21.4	29.4	33.7	42.5

Based on population estimates from the California Department of Finance.

<i>Homelessness Over Time (2009-2024)</i>								
West Sacramento:	2009	2011	2013	2015	2017	2019	2022	2024
Sheltered	29	19	39	87	87	107	185	105
Unsheltered	201	173	126	80	87	85	99	184
Combined Total	230	192	135	167	174	192	284	289

<i>Age</i>		
	West Sacramento	Total Countywide
Sheltered		
Children (0-17)	0	44
Young Adults (18-24)	11	14
Adults (25+)	42	143
Older Adults (55+)	52	106
Unknown	0	2
Sheltered Total	105	309
Unsheltered		
Children (0-17)	2	7
Young Adults (18-24)	4	10
Adults (25+)	127	422
Older Adults (55+)	41	134
Unknown	10	60
Unsheltered Total	184	633
Combined		
Children (0-17)	2	51

Young Adults (18-24)	15	24
Adults (25+)	169	565
Older Adults (55+)	93	240
Unknown	10	62
Combined Total	289	942

<i>Sheltered vs. Unsheltered</i>		
West Sacramento:	Sheltered	Unsheltered
Age Group		
Children (0-17)	0	2
Young Adults (18-24)	11	4
Adults (25+)	42	127
Older Adults (55+)	52	41
Unknown	0	10

<i>Household Status - Persons</i>		
	West Sacramento	Total Countywide
Sheltered		
Persons in Households with Children	0	67
Persons in Households w/o Children - (includes single individuals)	105	242
Persons in Households with Children only	0	0
Sheltered Total	105	309
Unsheltered		
Persons in Households with Children	3	18
Persons in Households w/o Children - (includes single individuals)	181	615
Unsheltered Total	184	633
Combined		
Persons in Households with Children	3	85
Persons in Households w/o Children - (includes single individuals)	286	857
Persons in Households with Children only	0	0
Combined Total	289	942

<i>Veteran Status</i>	
West Sacramento	Total Countywide

Sheltered		
Yes	2	7
No	5	19
Unknown	98	283
Sheltered Total	105	309
Unsheltered		
Yes	3	17
No	154	456
Unknown	27	160
Unsheltered Total	184	633
Combined		
Yes	5	24
No	159	475
Unknown	129	443
Combined Total	289	942

Gender		
	West Sacramento	Total Countywide
Sheltered		
Female	57	125
Male	47	165
Transgender	0	0
Non-Binary	1	1
Different Identity	0	0
Unknown	0	18
Sheltered Total	105	309
Unsheltered		
Female	55	162
Male	105	363
Transgender	0	1
Non-Binary	0	0
Different Identity	0	0
Unknown	24	107
Unsheltered Total	184	633
Combined		
Female	112	287
Male	152	528
Transgender	0	1
Non-Binary	1	1
Different Identity	0	0

Unknown	24	125
Combined Total	289	942

Race		
	West Sacramento	Total Countywide
Sheltered		
American Indian/Alaska Native, or Indigenous	3	8
American Indian, Alaska Native, or Indigenous & Hispanic/Latina/e/o	2	2
Asian or Asian American	4	6
Black, African American, or African	17	48
Hispanic/Latina/e/o	6	37
Native Hawaiian or Pacific Islander	0	1
Native Hawaiian or Pacific Islander & Hispanic/Latina/e/o	0	1
White	56	124
White & Hispanic/Latina/e/o	10	43
Multiple Races	4	6
Unknown	3	33
Sheltered Total	105	309
Unsheltered		
American Indian/Alaska Native, or Indigenous	4	9
American Indian, Alaska Native, or Indigenous & Hispanic/Latina/e/o	1	1
Asian or Asian American	0	5
Black, African American, or African	16	43
Hispanic/Latina/e/o	29	95
Native Hawaiian or Pacific Islander	2	5
Native Hawaiian or Pacific Islander & Hispanic/Latina/e/o	1	1
White	73	211
White & Hispanic/Latina/e/o	7	9
Multiple Races	7	11
Unknown	44	243
Unsheltered Total	184	633
Combined		

American Indian/Alaska Native, or Indigenous	7	17
American Indian, Alaska Native, or Indigenous & Hispanic/Latina/e/o	3	3
Asian or Asian American	4	11
Black, African American, or African	33	91
Hispanic/Latina/e/o	35	132
Native Hawaiian or Pacific Islander	5	6
Native Hawaiian or Pacific Islander & Hispanic/Latina/e/o	1	2
White	129	335
White & Hispanic/Latina/e/o	17	52
Multiple Races	11	17
Unknown	47	276
Combined Total	289	942

<i>Ethnicity</i>		
	West Sacramento	Total Countywide
Sheltered		
Hispanic/Latino	16	70
Non-Hispanic/Non-Latino	86	206
Unknown	3	33
Sheltered Total	105	309
Unsheltered		
Hispanic/Latino	38	106
Non-Hispanic/Non-Latino	102	284
Unknown	44	243
Unsheltered Total	184	633
Combined		
Hispanic/Latino	54	176
Non-Hispanic/Non-Latino	188	490
Unknown	47	276
Combined Total	289	942

<i>Reason for Coming to Yolo County</i>		
	West Sacramento	Total Countywide
Unsheltered		
Affordable Housing	3	6

Family Here	30	91
Friends Here	21	39
Good Social Services	4	10
Grew Up Here	40	140
School	1	3
Work	9	24
Other	23	67
Unknown	53	253
Unsheltered Total	184	633

<i>Where Lived Immediately Prior to Yolo County</i>		
	West Sacramento	Total Countywide
Unsheltered		
Lived in Yolo County		
All Life	1	13
Sacramento	54	106
Other CA	28	81
Other State	14	41
Other Country	1	9
Unknown	86	383
Unsheltered Total	184	633

<i>Sleeping Location</i>		
	West Sacramento	Total Countywide
Sheltered		
Emergency Shelter: Year-Round Shelter	96	261
Emergency Shelter: Seasonal Shelter	0	24
Emergency Shelter: Hotel/Motel paid by Social Service Agency	0	0
Transitional Housing	9	24
Sheltered Total	105	309
Unsheltered		
Abandoned Building	0	6
Building not meant for Sleeping	0	6
Outside	104	289
Car, Camper, RV with no hookups	38	92
Someone Else's Home (outside, garage, shed)	5	17
Unknown	37	223
Unsheltered Total	184	633

<i>Length of Stay in Yolo County</i>		
	West Sacramento	Total Countywide
Unsheltered		
Less than 1 Year	13	34
1-3 yr	23	46
4-6 yr	15	34
7-10 yr	14	36
11-13 yr	9	23
14-20 yr	34	105
21-29 yr	21	85
30+	2	3
Unknown	53	267
Unsheltered Total	184	633

Chronic Homelessness - Adults Only		
<i>Long-Term Homeless (Homeless at least 1 yr)</i>		
	West Sacramento	Total Countywide
Sheltered		
Yes	50	94
No	92	171
Unknown	0	21
N/A - Children	23	23
Sheltered Total	165	309
Unsheltered		
Yes	63	170
No	1	5
Unknown	120	458
N/A - Children	0	0
Unsheltered Total	184	633
Combined		
Yes	91	264
No	78	176
Unknown	120	479
N/A - Children	0	23
Combined Total	289	942
<i>Frequently Homeless (Homeless at least 4 occasions in last 3 yrs)</i>		
	West Sacramento	Total Countywide
Sheltered		
Yes	2	21
No	103	193
Unknown	0	89
N/A - Children	0	6

Sheltered Total	105	309
Unsheltered		
Yes	64	193
No	50	179
Unknown	70	261
N/A - Children	0	0
Unsheltered Total	184	633
Combined		
Yes	66	214
No	153	372
Unknown	70	350
N/A - Children	0	6
Combined Total	289	942

<i>Chronically Homeless per HUD Definition* (Frequently/Long-Term Homeless + Disability)</i>		
	West Sacramento	Total Countywide
Sheltered		
Yes	57	90
No	48	212
Unknown	0	7
N/A - Children	0	0
Sheltered Total	105	309
Unsheltered		
Yes	118	338
No	10	36
Unknown	56	259
N/A - Children	0	0
Unsheltered Total	184	633
Combined		
Yes	175	428
No	58	248
Unknown	56	266
N/A - Children	0	0
Combined Total	289	942

Health Status - Adults Only		
<i>Post-Traumatic Stress Disorder (PTSD)</i>		
	West Sacramento	Total Countywide
Sheltered		
Yes	0	4
No	3	14
Unknown	102	291

N/A - Children	0	0
Sheltered Total	105	309
Unsheltered		
Yes	51	139
No	67	130
Unknown	66	364
N/A - Children	0	0
Unsheltered Total	184	633
Combined		
Yes	51	143
No	70	144
Unknown	168	655
N/A - Children	0	0
Combined Total	289	942

<i>Serious Mental Illness (SMI)</i>		
	West Sacramento	Total Countywide
Sheltered		
Yes	42	88
No	54	133
Unknown	9	88
N/A - Children	0	0
Sheltered Total	105	309
Unsheltered		
Yes	41	145
No	79	225
Unknown	64	263
N/A - Children	0	0
Unsheltered Total	184	633
Combined		
Yes	83	233
No	133	358
Unknown	73	351
N/A - Children	0	0
Combined Total	289	942
<i>Substance Use Disorder (SUD)</i>		
	West Sacramento	Total Countywide
Sheltered		
Yes	39	81
No	58	143

Unknown	8	85
N/A - Children	0	0
Sheltered Total	105	309
Unsheltered		
Yes	58	200
No	55	154
Unknown	71	279
N/A - Children	0	0
Unsheltered Total	184	633
Combined		
Yes	97	281
No	113	297
Unknown	79	364
N/A - Children	0	0
Combined Total	289	942

<i>Development Disability</i>		
	West Sacramento	Total Countywide
Sheltered		
Yes	18	47
No	79	174
Unknown	8	88
N/A - Children	0	0
Sheltered Total	105	309
Unsheltered		
Yes	21	57
No	91	291
Unknown	72	285
N/A - Children	0	0
Unsheltered Total	184	633
Combined		
Yes	39	104
No	170	465
Unknown	80	373
N/A - Children	0	0
Combined Total	289	942

<i>Co-occurring Mental Health & Substance Use Disorders (COD)</i>		
	West Sacramento	Total Countywide
Sheltered		
Yes	18	40
No	58	143
Unknown	29	126
N/A - Children	0	0
Sheltered Total	105	309
Unsheltered		
Yes	21	89
No	68	142
Unknown	95	402
N/A - Children	0	0
Unsheltered Total	184	633
Combined		
Yes	39	129
No	126	285
Unknown	124	528
N/A - Children	0	0
Combined Total	289	942

<i>Disability Benefits</i>		
	West Sacramento	Total Countywide
Sheltered		
Yes	30	58
No	19	57
Unknown	56	194
N/A - Children	0	0
Sheltered Total	105	309
Unsheltered		
Yes	29	77
No	84	167
Unknown	71	389
N/A - Children	0	0
Unsheltered Total	184	633
Combined		
Yes	59	135
No	103	224
Unknown	127	583
N/A - Children	0	0
Combined Total	289	942

Personal Information – Adults Only		
<i>Income</i>		
	West Sacramento	Total Countywide
Sheltered		
Yes	45	107
No	54	120
Unknown	6	82
N/A - Children	0	0
Sheltered Total	105	309
Unsheltered		
Yes	15	46
No	94	270
Unknown	75	317
N/A - Children	0	0
Unsheltered Total	184	633
Combined		
Yes	60	153
No	148	390
Unknown	81	399
N/A - Children	0	0
Combined Total	289	942

<i>Eviction</i>		
	West Sacramento	Total Countywide
Sheltered		
Yes	2	8
No	1	10
Unknown	102	291
N/A - Children	0	0
Sheltered Total	105	309
Unsheltered		
Yes	45	129
No	75	233
Unknown	64	271
N/A - Children	0	0
Unsheltered Total	184	633
Combined		
Yes	47	137
No	76	243
Unknown	166	562
N/A - Children	0	0

Combined Total	289	942
-----------------------	------------	------------

<i>Criminal Conviction</i>		
	West Sacramento	Total Countywide
Sheltered		
Yes	1	9
No	2	9
Unknown	102	291
N/A - Children	0	0
Sheltered Total	105	309
Unsheltered		
Yes	77	270
No	43	97
Unknown	64	266
N/A - Children	0	0
Unsheltered Total	184	633
Combined		
Yes	3	279
No	104	106
Unknown	102	557
N/A - Children	105	0
Combined Total	289	942

<i>Foster Care</i>		
	West Sacramento	Total Countywide
Sheltered		
Yes	0	0
No	3	18
Unknown	102	291
N/A - Children	0	0
Sheltered Total	105	309
Unsheltered		
Yes	22	69
No	97	296
Unknown	65	268
N/A - Children	0	0
Unsheltered Total	184	633
Combined		
Yes	22	69
No	100	314
Unknown	167	559
N/A - Children	0	0
Combined Total	289	942

<i>Victim of Domestic Violence- Ever Experienced</i>		
	West Sacramento	Total Countywide
Sheltered		
Yes	29	54
No	69	166
Unknown	7	88
N/A - Children	0	1
Sheltered Total	105	309
Unsheltered		
Yes	31	122
No	86	234
Unknown	67	277
N/A - Children	0	0
Unsheltered Total	184	633
Combined		
Yes	60	176
No	155	400
Unknown	74	365
N/A - Children	0	1
Combined Total	289	942

<i>Victim of Domestic Violence- Homeless Because Fleeing</i>		
	West Sacramento	Total Countywide
Sheltered		
Yes	19	43
No	76	176
Unknown	10	89
N/A - Children	0	1
Sheltered Total	105	309
Unsheltered		
Yes	10	47
No	109	311
Unknown	65	275
N/A - Children	0	0
Unsheltered Total	184	633
Combined		
Yes	29	90
No	185	487
Unknown	75	364
N/A - Children	0	1
Combined Total	289	942

<i>Animal Ownership</i>		
	West Sacramento	Total Countywide
Sheltered		
Yes	0	1
No	4	18
Unknown	101	290
N/A - Children	0	0
Sheltered Total	105	309
Unsheltered		
Yes	57	123
No	64	266
Unknown	63	244
N/A - Children	0	0
Unsheltered Total	184	633
Combined		
Yes	57	124
No	68	284
Unknown	164	534
N/A - Children	0	0
Combined Total	289	942