

# 2024 Yolo County Homeless Count

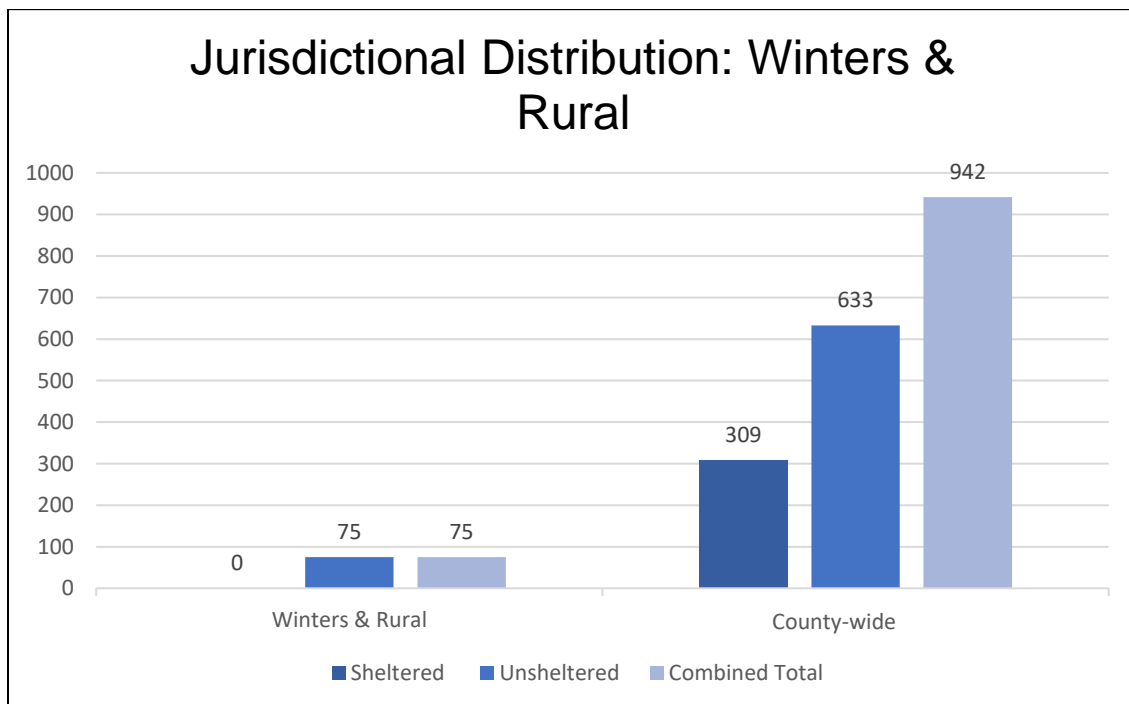
## *Winters, CA & Rural Areas*

- ❖ The Yolo County Homeless and Poverty Action Coalition conducted its 2024 Homeless Count on January 24, 2024. The Homeless Count (also known as the Point-in-Time (PIT) Count) is a survey of individuals and families identified as experiencing sheltered or unsheltered homelessness within the boundaries of Yolo County on a single night in February. The 2024 count identified a total of 75 people in Winters and Rural areas experiencing homelessness on January 24, 2024.

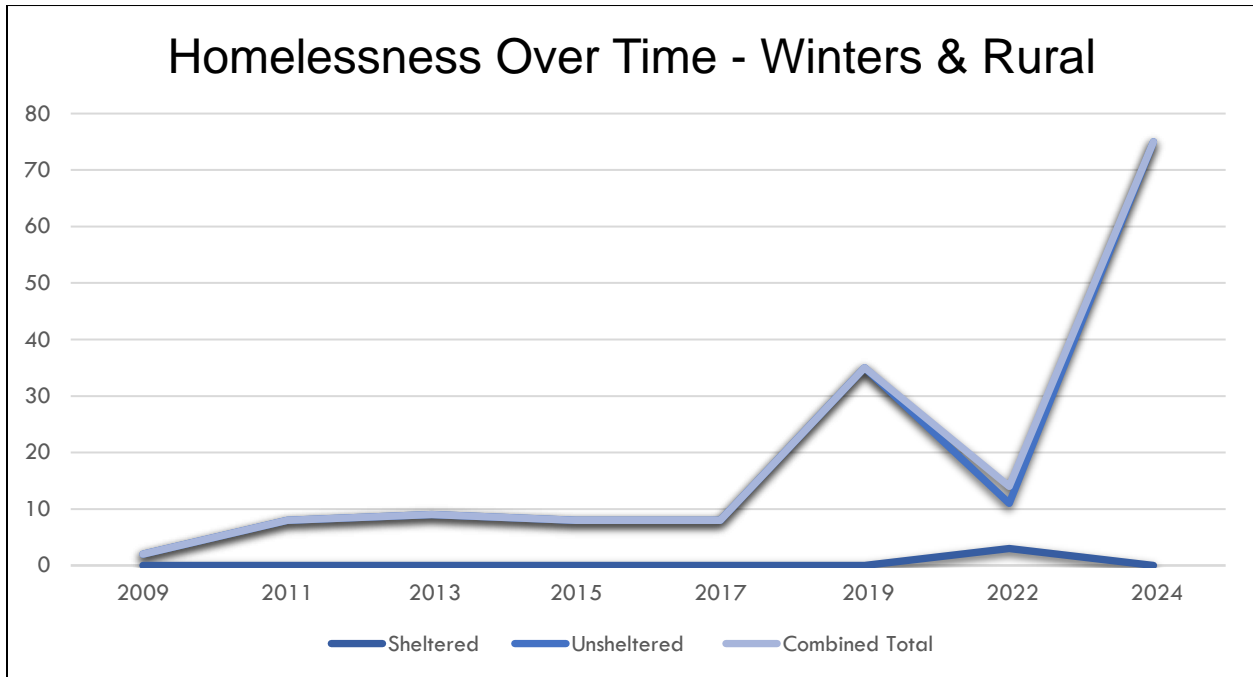
### HOMELESSNESS ON A SINGLE NIGHT (January 24, 2024)

<i>Number of individuals experiencing homelessness per 10,000 residents</i>				
Jurisdiction	2017	2019	2022	2024
Winters & Rural	2.3	9.06	3.2	5.4
Total Countywide	21.4	29.4	33.7	42.5

*Based on population estimates from the California Department of Finance.*

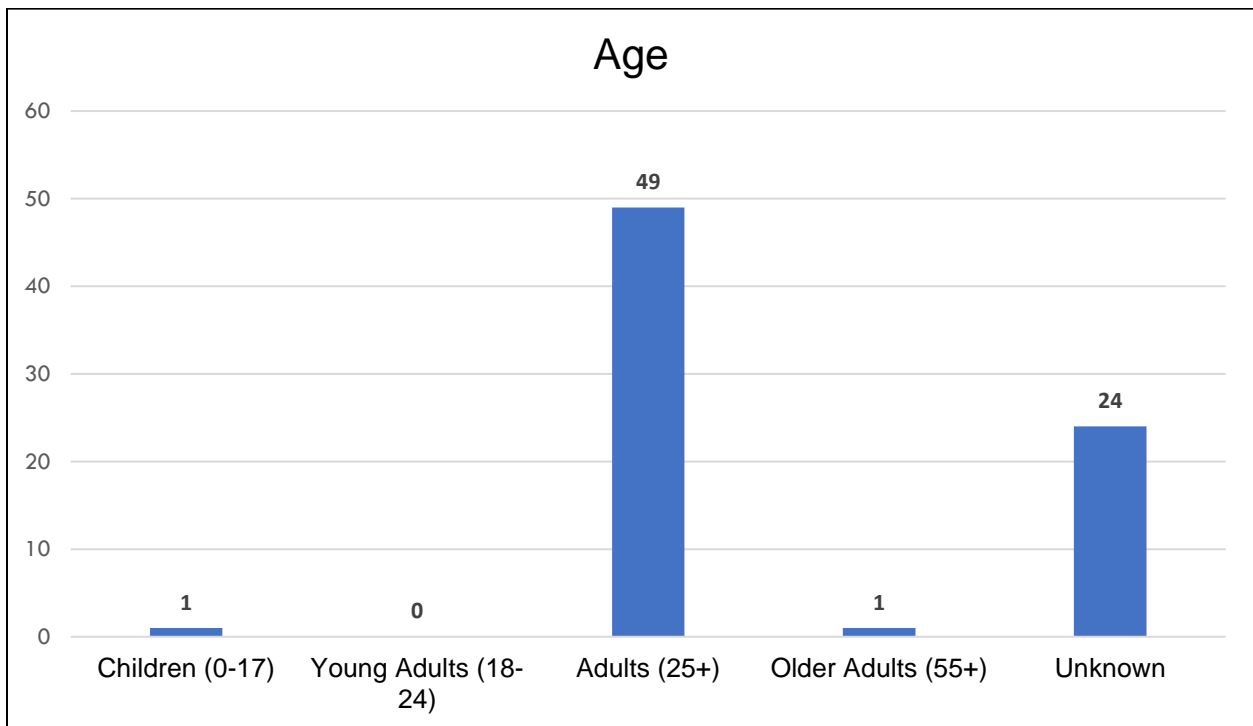


## HOMELESSNESS OVER TIME (2009–2024)

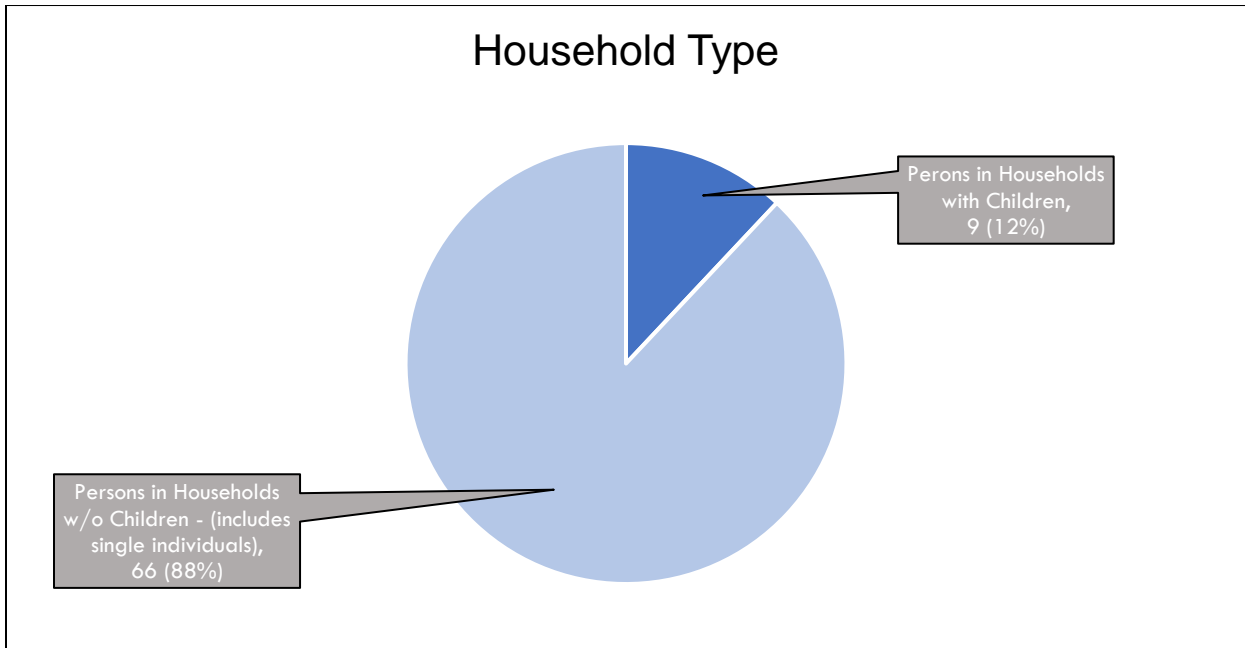


# Demographics

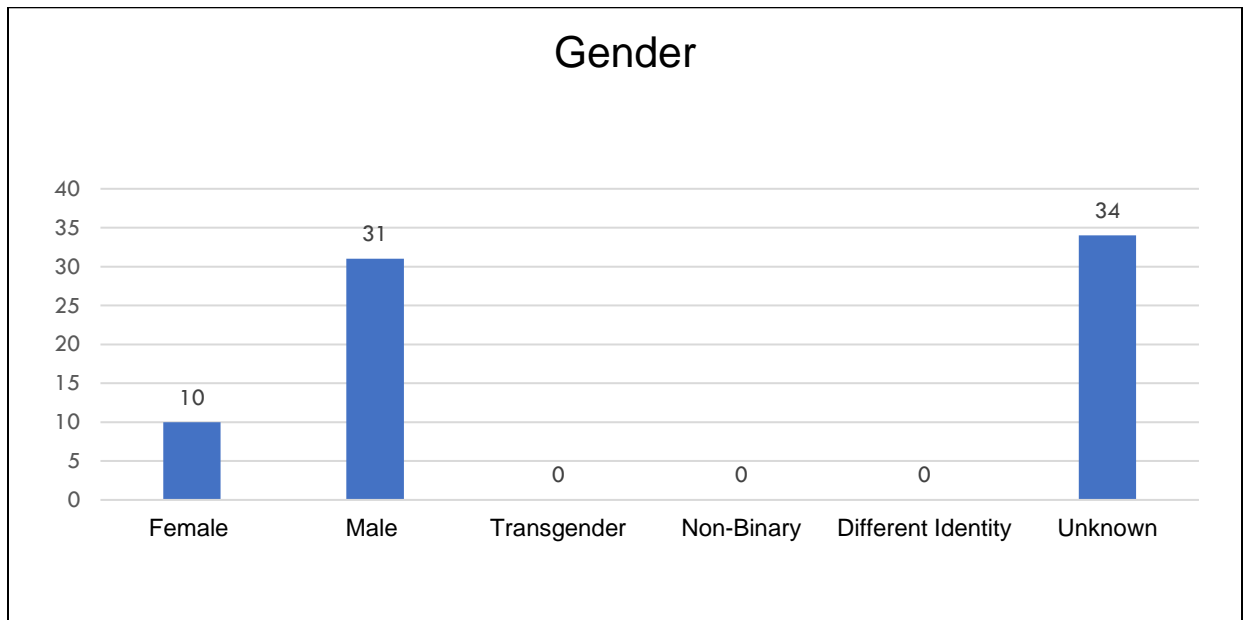
## AGE



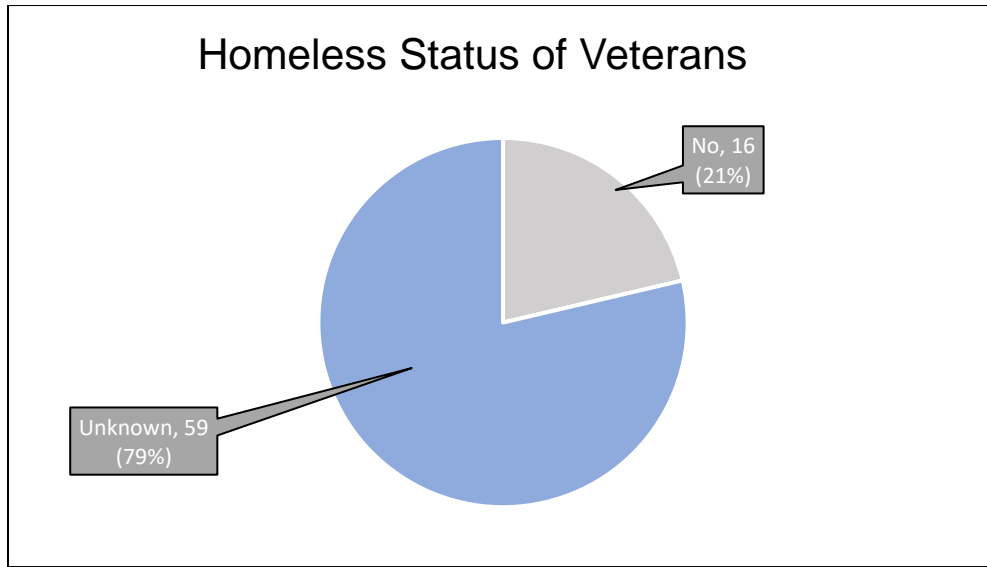
## Household Status



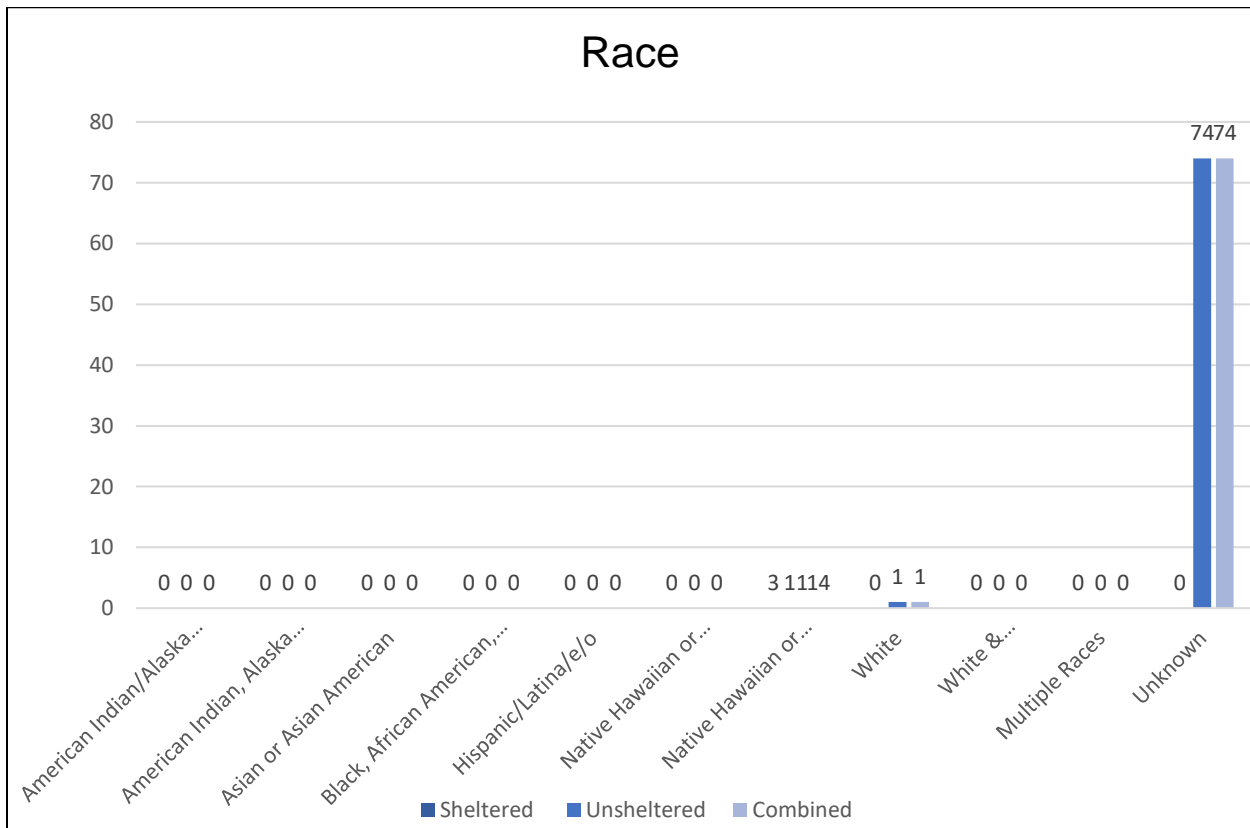
## Gender

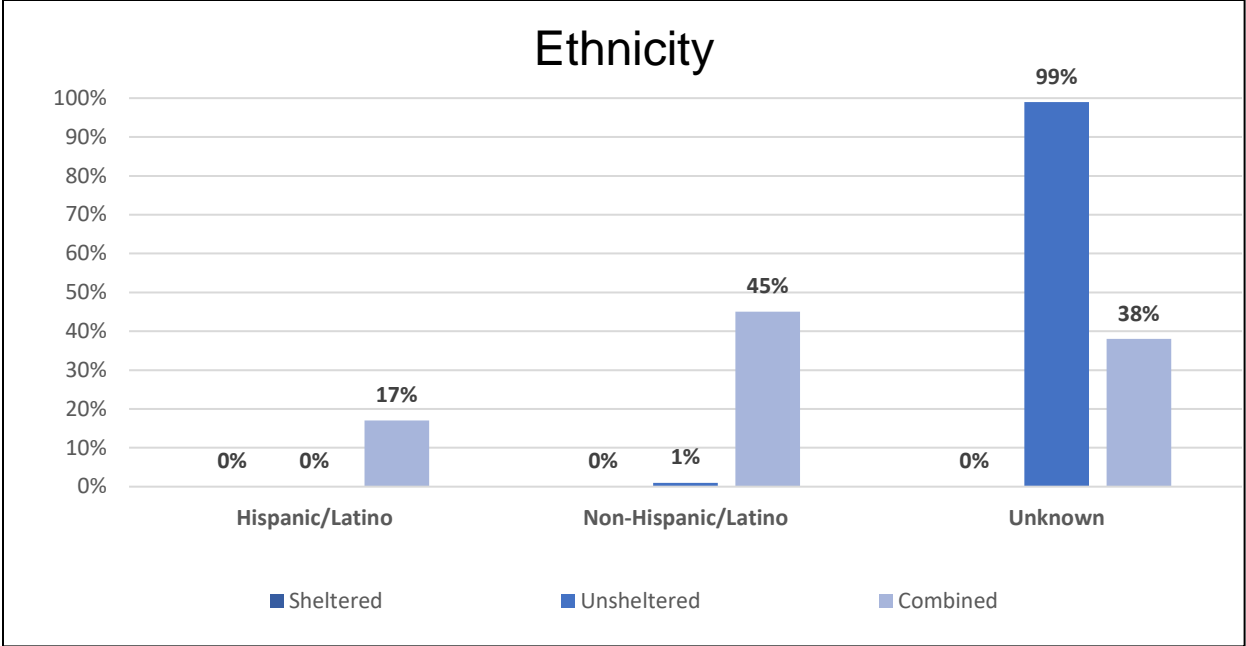


## Veteran Status



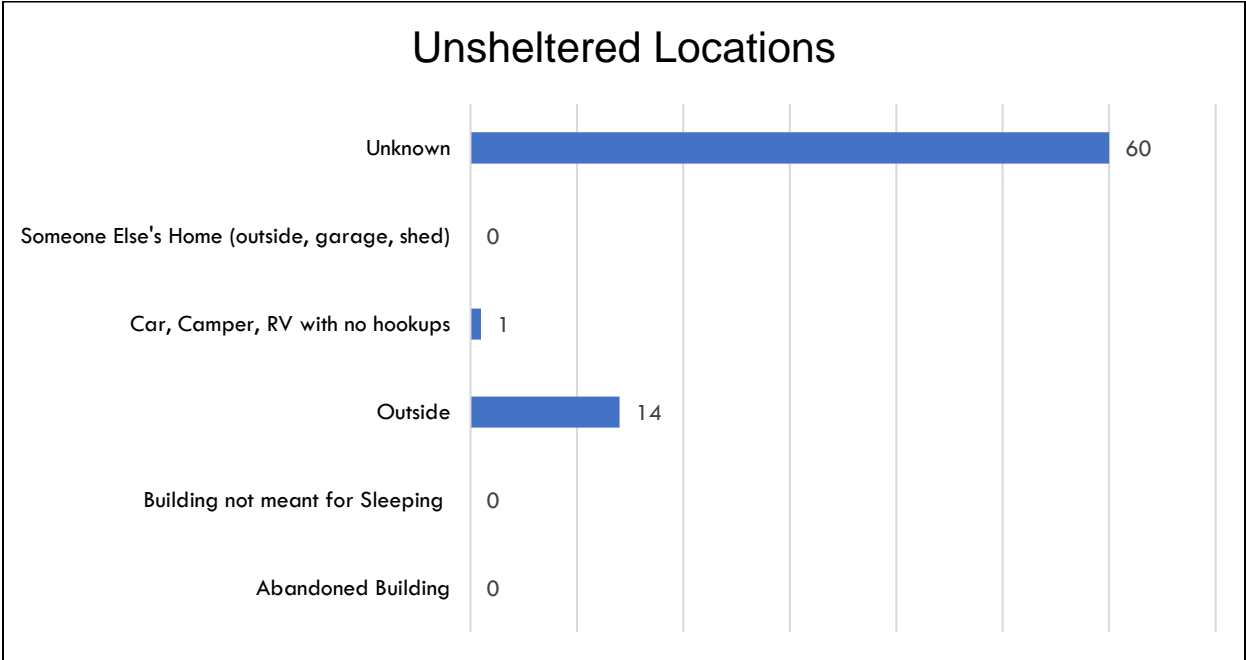
## Race/Ethnicity

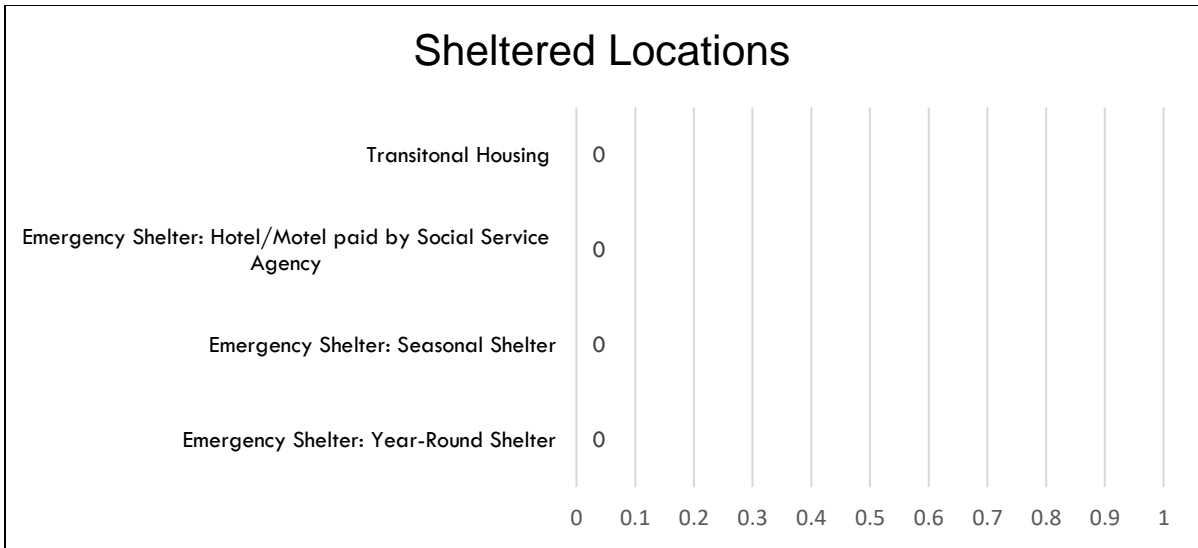




# Homeless Status

## LOCATION

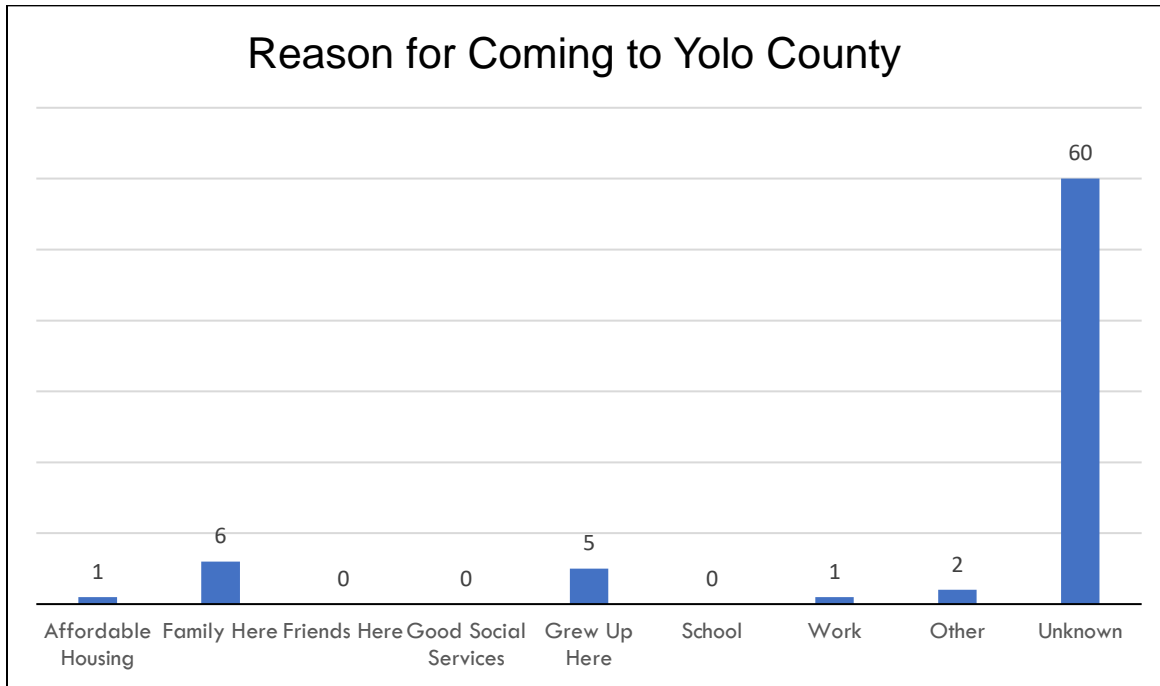




**HISTORY OF HOMELESSNESS IN YOLO COUNTY – UNSHELTERED ONLY**

Questions related to History of Homelessness in Yolo County were only asked of individuals experiencing **unsheltered**

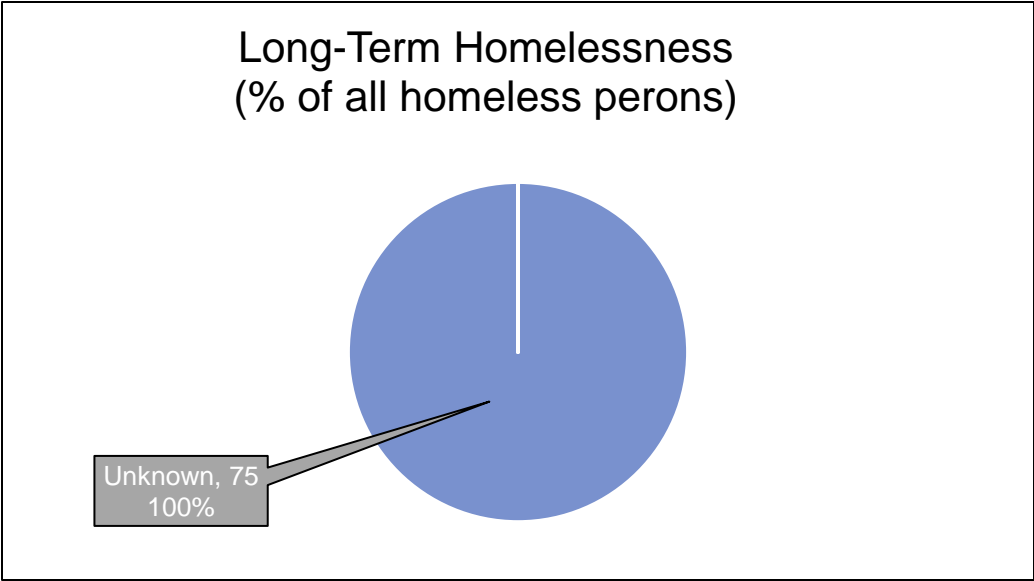
Where Lived Prior to Yolo County			
Lived in Yolo County All Life	2%	Other State	3%
Sacramento	1%	Other Country	0%
Other CA	9%	Unknown	85%



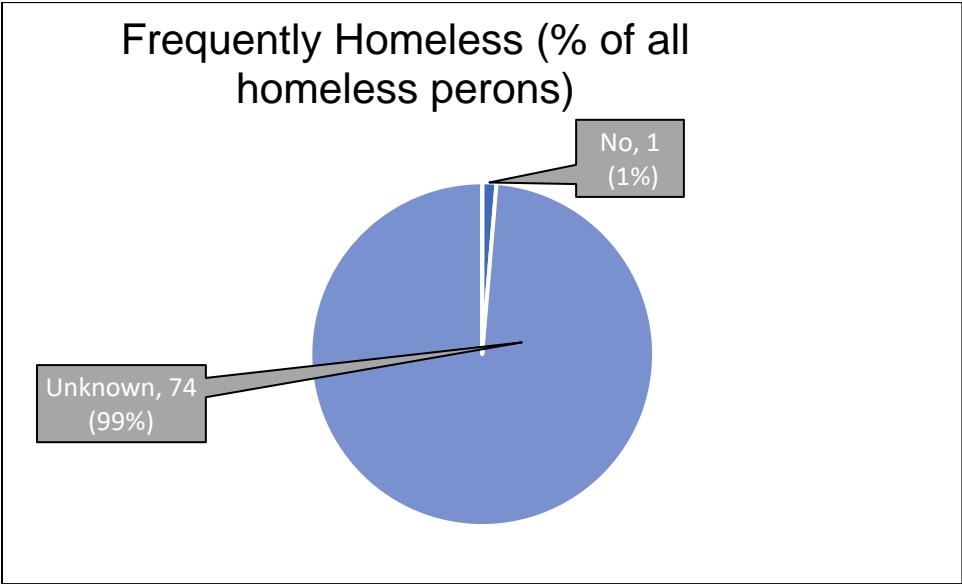
## CHRONIC HOMELESSNESS

\*Year range was not requested in this year's count, but is included as an area of improvement to ensure it is included in future counts

Questions related to Chronic Homelessness were only asked of **adults** experiencing both sheltered and unsheltered homelessness.



**Long-Term Homelessness** is defined as continuously homeless for 12 months or longer.



**Frequently Homeless** is defined as homeless on at least 4 separate occasions within the last 3 years.





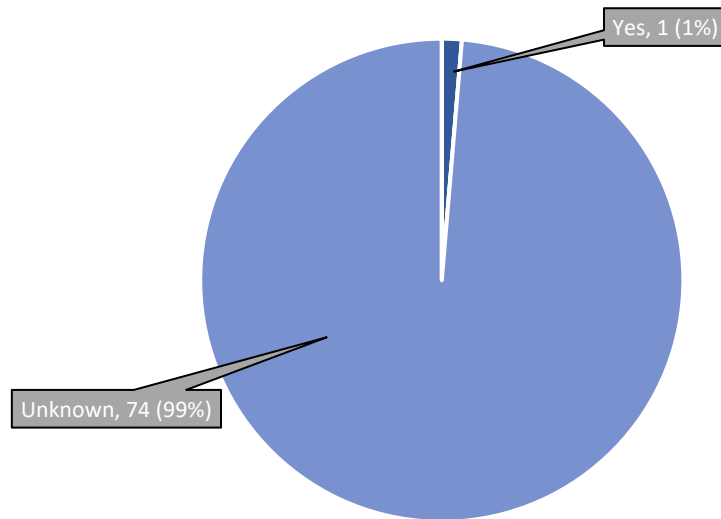
The Department of Housing and Urban Development (HUD) considers an individual to be “Chronically Homeless” when:

**1) the individual has been homeless for at least 12 consecutive months, or homeless on at least 4 separate occasions, totaling 12 months or more, within the last 3 years;**

**AND**

**2) can be diagnosed with PTSD, a serious mental illness, substance use disorder, a developmental disability, or a cognitive or physical illness or disability.**

### Chronically Homeless Per HUD (% of all homeless persons)

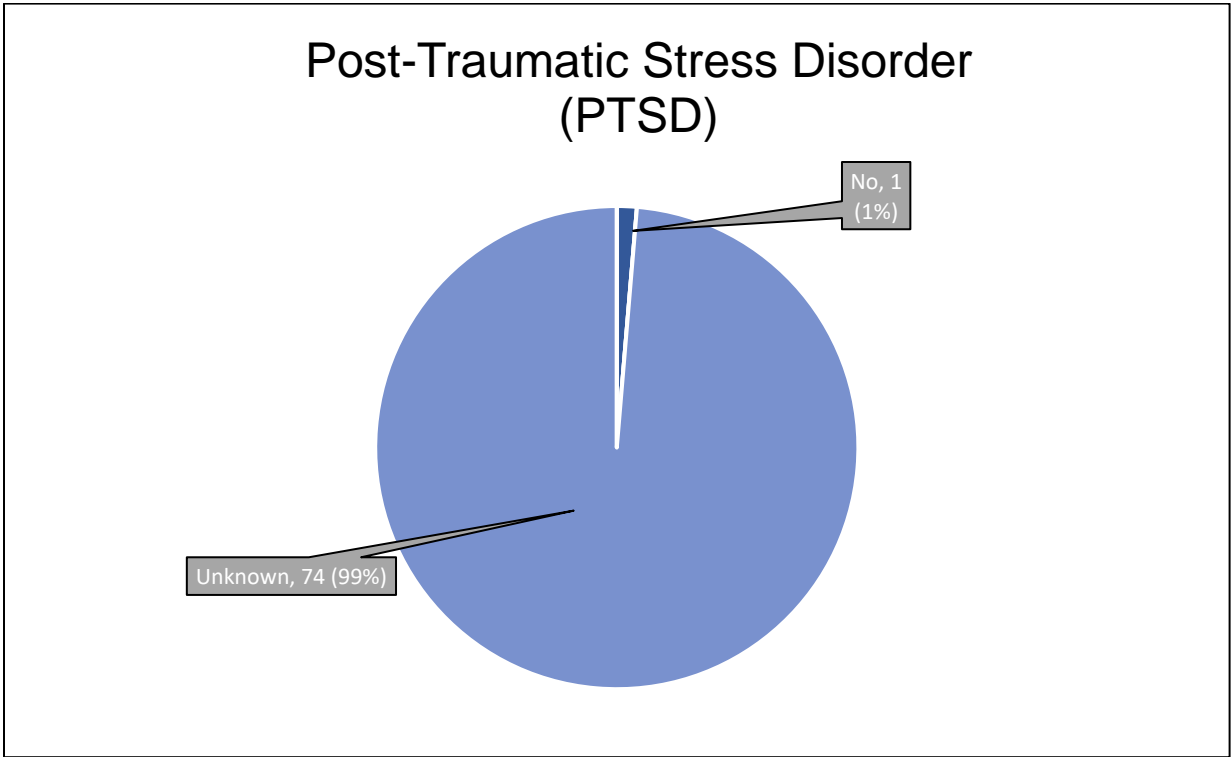


# Health Status

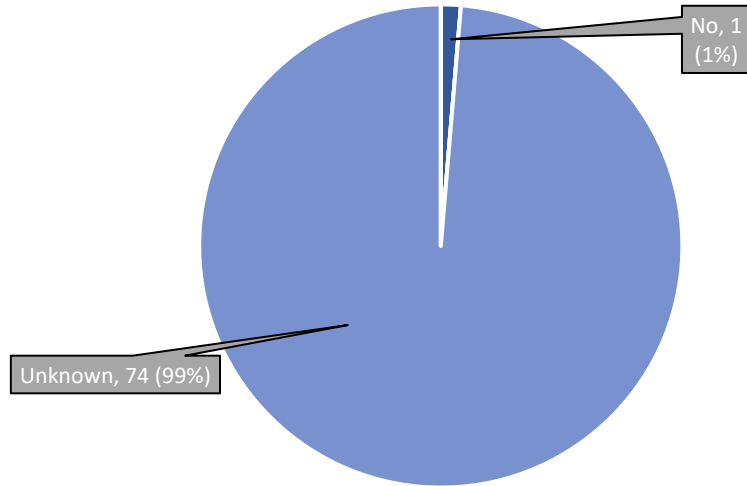
## PREVALENCE OF HEALTH ISSUES

Questions related to Health Status were only asked of **adults** experiencing both sheltered and unsheltered

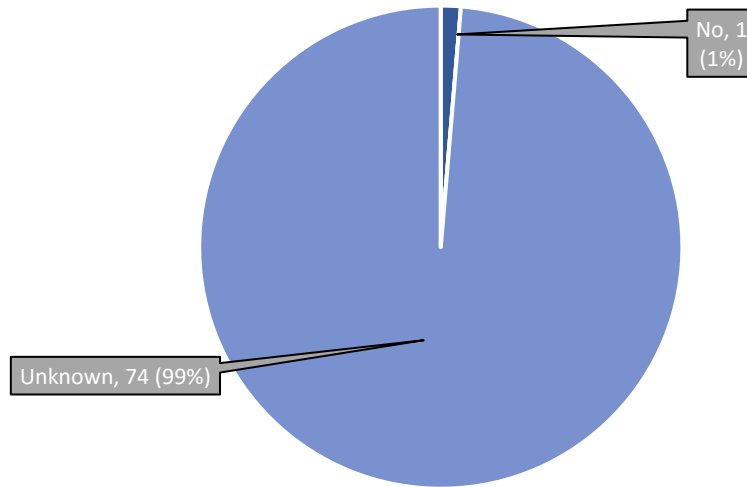
*It is important to note that since the data is self-reported, percentages likely underestimate true prevalence for all health status categories and number of health issues.*



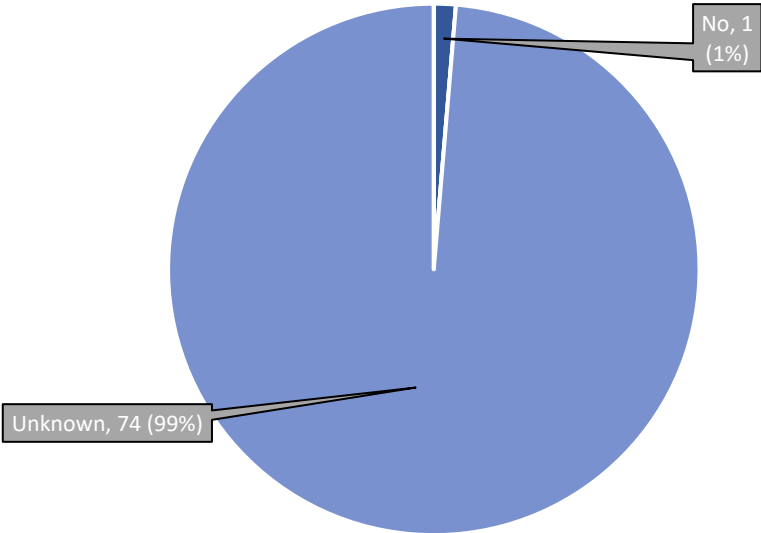
## Serious Mental Illness (SMI)



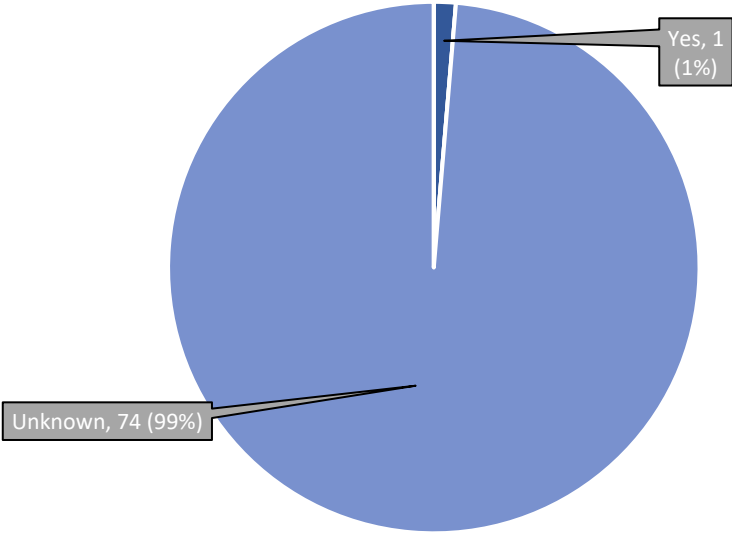
## Substance Abuse Disorder (SUD)



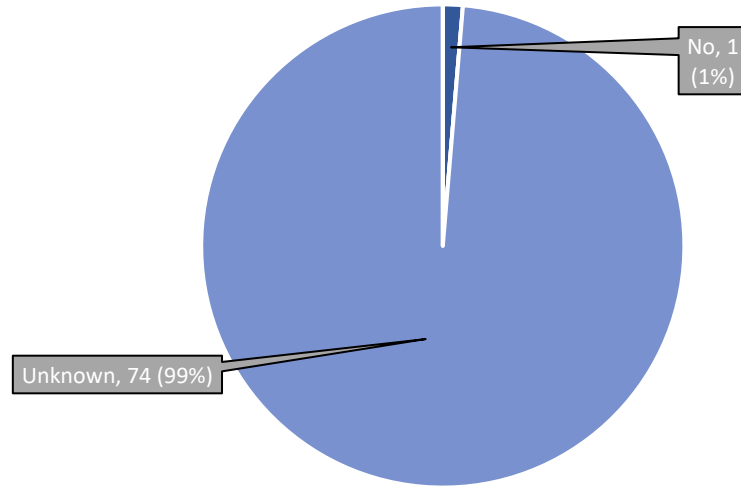
### Developmental Disability



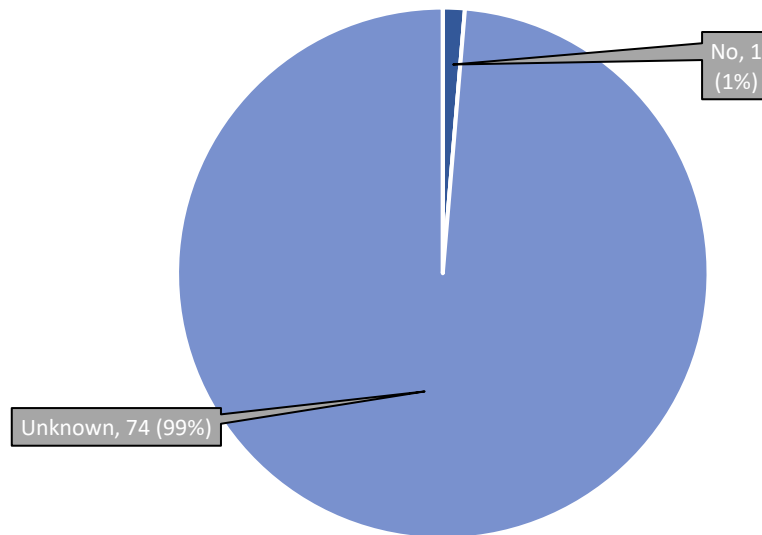
### Physical Illness or Disability



## Co-occurring Mental Health & Substance Use Disorders (COD)



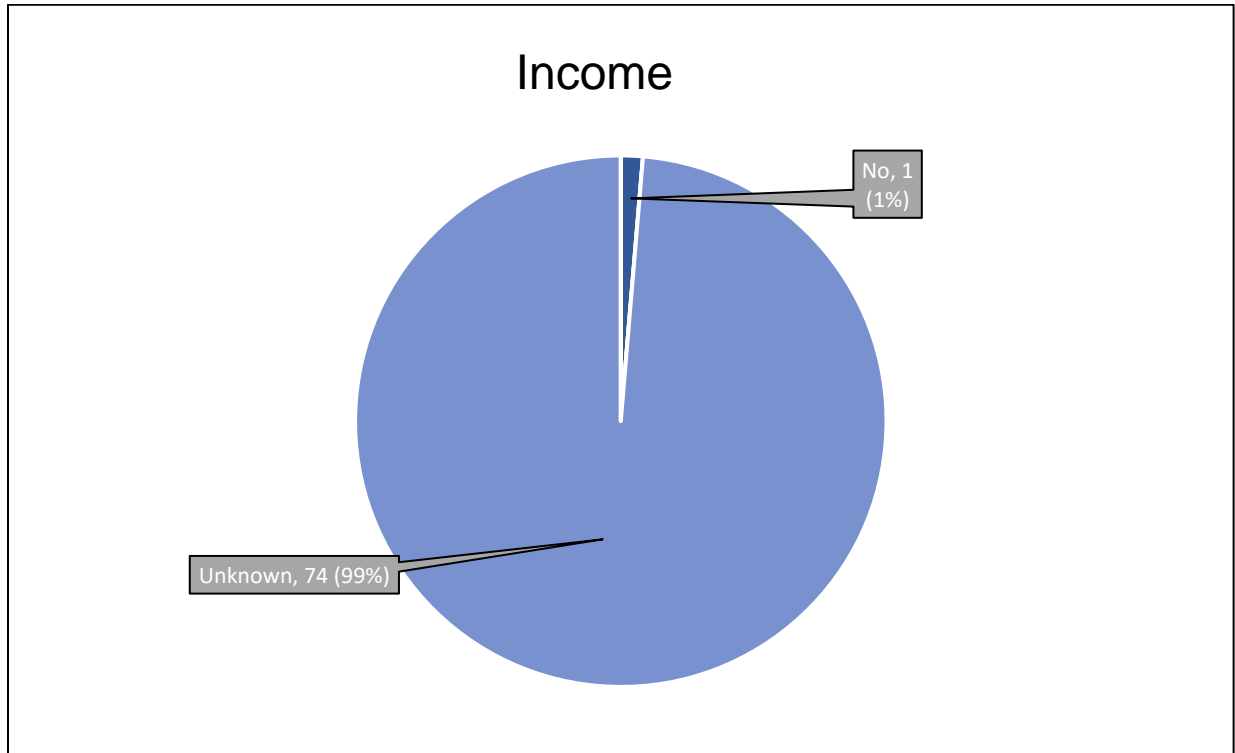
## Disability Benefits



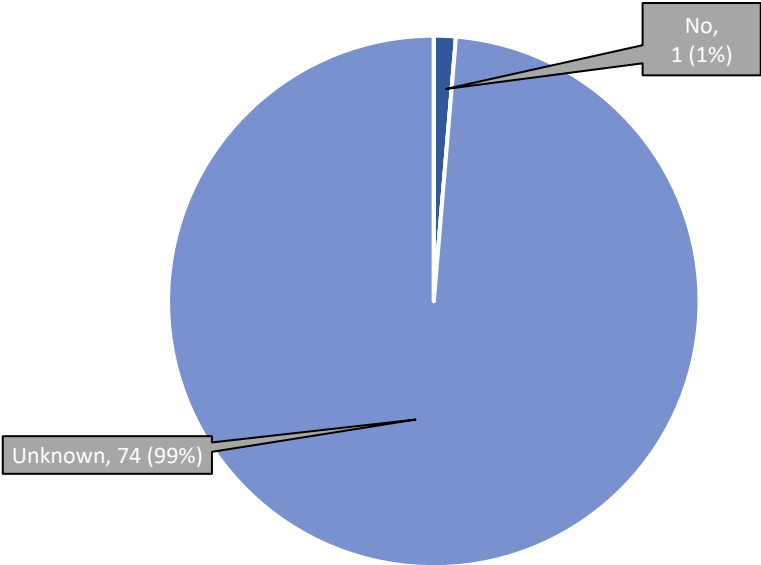
# Personal Information

## POTENTIAL BARRIERS TO HOUSING

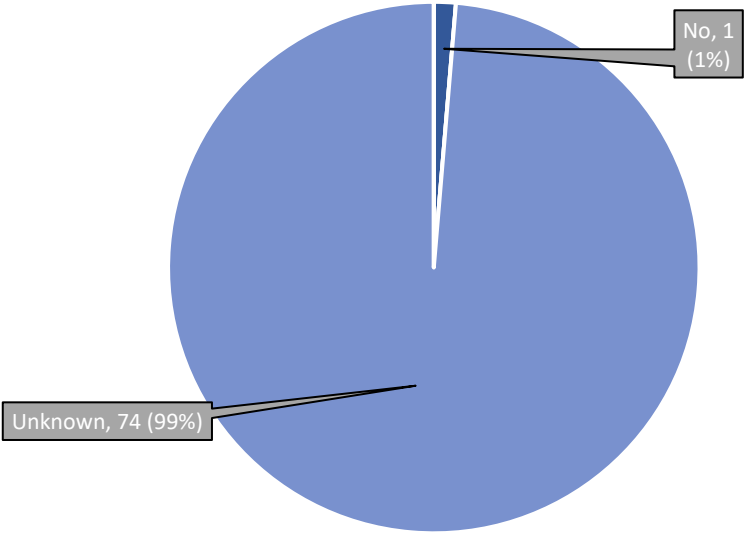
Questions related to Personal Information were only asked of **adults** experiencing both sheltered and unsheltered homelessness.



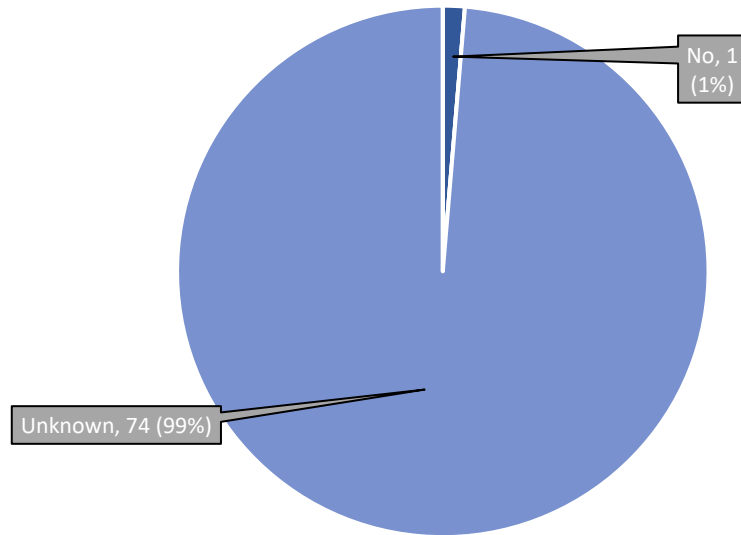
### Eviction



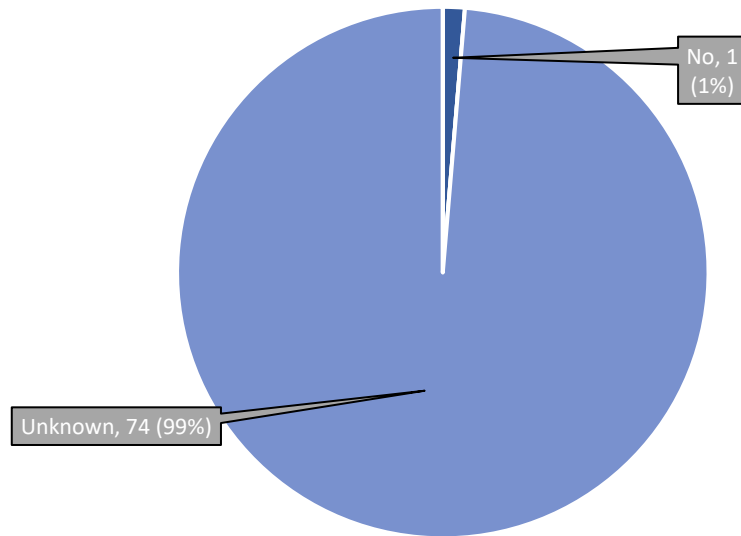
### Criminal Conviction



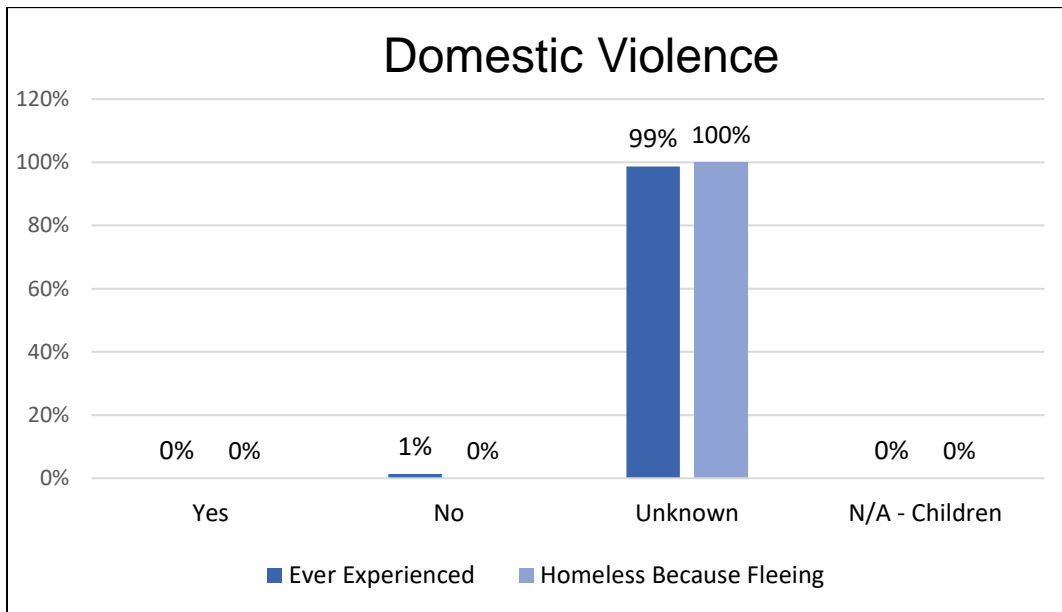
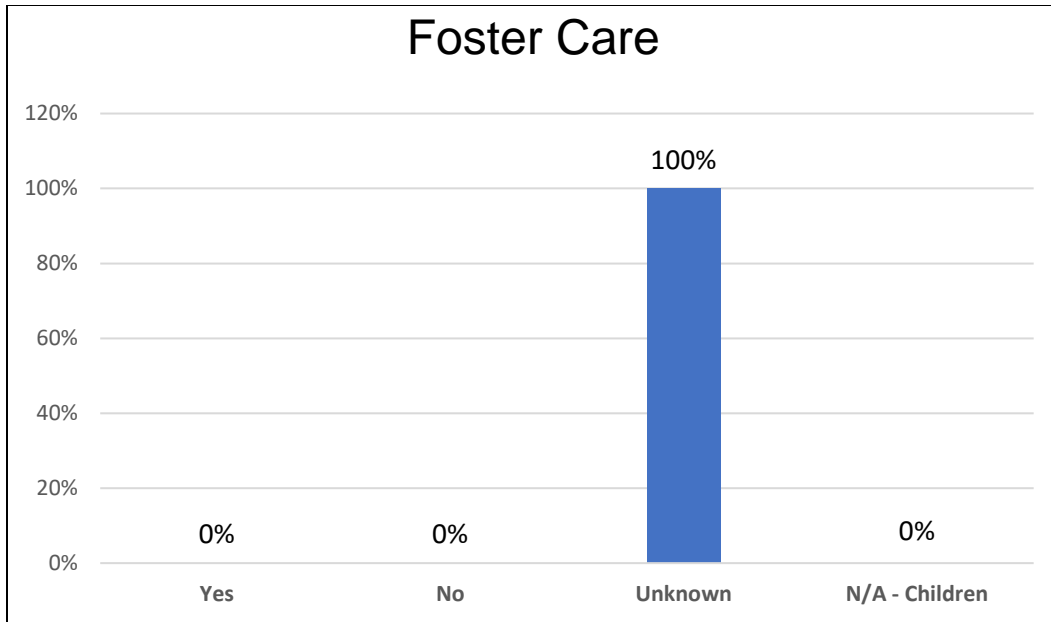
## Animal Ownership



## Criminal Conviction







**Summary – 2024 Winters and Rural Data:**

The 2024 count identified a total of 75 people in Winters and rural Yolo County areas experiencing homelessness on January 24, 2024, with none sheltered and 100% unsheltered. Of the total number of individuals in Winters and rural Yolo County areas, we found that most of the individuals fall in the age range of 25+ with 49 individuals falling in this category compared to only 1 in both the *Older Adults* and *Children* categories. At 88%, *Persons in Households without Children – Including Single Individuals*, was the prevalent household type for those

experiencing homelessness, compared to *Persons with children which includes single individuals, and Persons in Households with Children Only*.

Regarding gender, the 2024 count found that of the 75 individuals reported as residing in either Winters city or some other unidentified rural area in Yolo County, 31 identified as 'male', 10 as 'female', and the remaining 34 responses were reported as *Unknown*. Among the same 75 individuals the most reported 'unsheltered' location next to *Unknown*, was *Outside* with (14) individuals, and *Car, Camper, RV with no hookups* with (1) individual.

### **Limitations of the count:**

Winters and Rural area explanation (limitation to count)

When considering the numbers in the count it is important to recognize that they reflect only those persons identified as homeless within the county on a single day. Many people move in and out of homelessness during the year, meaning that the actual number of people experiencing homeless in 2024 may be much higher than the numbers included in this report.

Additionally, the count does not include people who are doubled up in conventional housing; people who are couch surfing; adults living in a mental health facility, chemical dependency facility, criminal justice facility, or permanent supportive housing; or youth living in residential treatment facilities, emergency foster care, or detention facilities. People living in these circumstances do not meet the HUD definition of homelessness, and therefore, cannot be included in the count.

We also encountered more "unknowns" during this count because sheltered individuals were not required to complete the survey. In addition, a higher percentage of people who are unhoused either refused to complete the survey and/or teams conducting the count were unable to conduct the full survey, resulting in a larger number of visual counts. Thus, we were not able to capture all demographic data. Lastly, if an individual completed a survey outside the city limits their number count was included in the Winters/Rural Area totals. If a survey was not completed and the individual was not in a shelter, or an individual marked that they did not want to disclose their location, the system would assign a location of 0 latitude and 0 longitude, which placed them in Africa. These numbers were also included in the Winters/Rural Area count, thus the total homeless population may not be completely represented in these numbers.

# Data Tables

<i>Homelessness on a Single Night</i>		<i>(January 24, 2024)</i>	
	<b>Winters &amp; Rural</b>	<b>Total Countywide</b>	
Sheltered	0	309	
Unsheltered	75	633	
<b>Combined Total</b>	<b>75</b>	<b>942</b>	

<i>Number of individuals experiencing homelessness per 10,000 residents</i>				
	<b>2017</b>	<b>2019</b>	<b>2022</b>	<b>2024</b>
<b>Winters &amp; Rural</b>	2.3	9.06	3.2	5.4
<b>Total Countywide</b>	<b>21.4</b>	<b>29.4</b>	<b>33.7</b>	<b>42.5</b>

Based on population estimates from the California Department of Finance.

<i>Homelessness Over Time (2009-2022)</i>								
<b>Winters &amp; Rural</b>	<b>2009</b>	<b>2011</b>	<b>2013</b>	<b>2015</b>	<b>2017</b>	<b>2019</b>	<b>2022</b>	<b>2024</b>
<b>Sheltered</b>	0	0	0	0	0	0	3	0
<b>Unsheltered</b>	2	8	9	8	8	35	11	75
<b>Combined Total</b>	<b>2</b>	<b>8</b>	<b>9</b>	<b>8</b>	<b>8</b>	<b>35</b>	<b>14</b>	<b>75</b>

<b>Age</b>		
	<b>Winters &amp; Rural</b>	<b>Total Countywide</b>
<b>Sheltered</b>		
Children (0-17)	0	44
Young Adults (18-24)	0	14
Adults (25+)	0	143
Unknown	0	106
<b>Sheltered Total</b>	<b>0</b>	<b>2</b>
<b>Unsheltered</b>		
Children (0-17)	1	7
Young Adults (18-24)	0	10
Adults (25+)	49	422
Older Adults (55+)	1	134
Unknown	24	60
<b>Unsheltered Total</b>	<b>75</b>	<b>633</b>
<b>Combined</b>		

Children (0-17)	1	51
Young Adults (18-24)	0	24
Adults (25+)	49	565
Older Adults (55+)	1	240
Unknown	24	62
<b>Combined Total</b>	<b>75</b>	<b>942</b>

<i>Sheltered vs. Unsheltered:</i>		
<b>Winters &amp; Rural</b>	<b>Sheltered</b>	<b>Unsheltered</b>
<b>Age Group</b>		
Children (0-17)	0	1
Young Adults (18-24)	0	0
Adults (25+)	0	50
Unknown	0	24

<i>Household Status - Persons</i>		
	<b>Winters &amp; Rural</b>	<b>Total Countywide</b>
<b>Sheltered</b>		
Persons in Households with Children	0	67
Persons in Households w/o Children - (includes single individuals)	0	242
Persons in Households with Children only	0	0
<b>Sheltered Total</b>	<b>0</b>	<b>309</b>
<b>Unsheltered</b>		
Persons in Households with Children	9	18
Persons in Households w/o Children - (includes single individuals)	66	615
<b>Unsheltered Total</b>	<b>75</b>	<b>633</b>
<b>Combined</b>		
Persons in Households with Children	9	85
Persons in Households w/o Children - (includes single individuals)	66	857
Persons in Households with Children only	0	0
<b>Combined Total</b>	<b>75</b>	<b>942</b>

<i>Veteran Status</i>		
	<b>Winters &amp; Rural</b>	<b>Total Countywide</b>
<b>Sheltered</b>		
Yes	0	7
No	0	19

Unknown	0	283
<b>Sheltered Total</b>	<b>0</b>	<b>309</b>
<b>Unsheltered</b>		
Yes	0	17
No	16	456
Unknown	59	160
<b>Unsheltered Total</b>	<b>75</b>	<b>633</b>
<b>Combined</b>		
Yes	0	24
No	16	475
Unknown	59	443
<b>Combined Total</b>	<b>75</b>	<b>942</b>

<i>Gender</i>		
	<b>Winters &amp; Rural</b>	<b>Total Countywide</b>
<b>Sheltered</b>		
Female	0	125
Male	0	165
Transgender	0	0
Non-Binary	0	1
Different Identity	0	0
Unknown	0	18
<b>Sheltered Total</b>	<b>0</b>	<b>309</b>
<b>Unsheltered</b>		
Female	10	162
Male	31	363
Transgender	0	1
Non-Binary	0	0
Different Identity	0	0
Unknown	34	107
<b>Unsheltered Total</b>	<b>75</b>	<b>633</b>
<b>Combined</b>		
Female	10	287
Male	31	528
Transgender	0	1
Non-Binary	0	1
Different Identity	0	0
Unknown	34	125
<b>Combined Total</b>	<b>75</b>	<b>942</b>

Race		
	Winters and Rural	Total Countywide
<b>Sheltered</b>		
American Indian/Alaska Native, or Indigenous	0	8
American Indian, Alaska Native, or Indigenous & Hispanic/Latina/e/o	0	2
Asian or Asian American	0	6
Black, African American, or African	0	48
Hispanic/Latina/e/o	0	37
Native Hawaiian or Pacific Islander	0	1
Native Hawaiian or Pacific Islander & Hispanic/Latina/e/o	0	1
White	0	124
White & Hispanic/Latina/e/o	0	43
Multiple Races	0	6
Unknown	0	33
<b>Sheltered Total</b>	<b>0</b>	<b>309</b>
<b>Unsheltered</b>		
American Indian/Alaska Native, or Indigenous	0	9
American Indian, Alaska Native, or Indigenous & Hispanic/Latina/e/o	0	1
Asian or Asian American	0	5
Black, African American, or African	0	43
Hispanic/Latina/e/o	0	95
Native Hawaiian or Pacific Islander	0	5
Native Hawaiian or Pacific Islander & Hispanic/Latina/e/o	0	1
White	1	211
White & Hispanic/Latina/e/o	0	9
Multiple Races	0	11
Unknown	74	243

Unsheltered Total	75	633
<b>Combined</b>		
American Indian/Alaska Native, or Indigenous	0	17
American Indian, Alaska Native, or Indigenous & Hispanic/Latina/e/o	0	3
Asian or Asian American	0	11
Black, African American, or African	0	91
Hispanic/Latina/e/o	0	132
Native Hawaiian or Pacific Islander	0	10
Native Hawaiian or Pacific Islander & Hispanic/Latina/e/o	0	2
White	1	335
White & Hispanic/Latina/e/o	0	52
Multiple Races	0	17
Unknown	74	276
<b>Combined Total</b>	<b>75</b>	<b>942</b>

<i>Ethnicity</i>		
	Winters & Rural	Total Countywide
<b>Sheltered</b>		
Hispanic/Latino	0	70
Non-Hispanic/Non-Latino	0	206
Unknown	0	33
<b>Sheltered Total</b>	<b>0</b>	<b>309</b>
<b>Unsheltered</b>		
Hispanic/Latino	0	106
Non-Hispanic/Non-Latino	1	284
Unknown	74	243
<b>Unsheltered Total</b>	<b>75</b>	<b>633</b>
<b>Combined</b>		
Hispanic/Latino	0	176
Non-Hispanic/Non-Latino	1	490
Unknown	74	276
<b>Combined Total</b>	<b>75</b>	<b>942</b>

<i>Sleeping Location</i>		
	<b>Winters &amp; Rural</b>	<b>Total Countywide</b>
<b>Sheltered</b>		
Emergency Shelter: Year-Round Shelter	0	261
Emergency Shelter: Seasonal Shelter	0	24
Emergency Shelter: Hotel/Motel paid by Social Service Agency	0	0
Transitional Housing	0	24
<b>Sheltered Total</b>	<b>0</b>	<b>309</b>
<b>Unsheltered</b>		
Abandoned Building	0	6
Building not meant for Sleeping	0	6
Outside	14	289
Car, Camper, RV with no hookups	1	92
Someone Else's Home (outside, garage, shed)	0	17
Unknown	60	223
<b>Unsheltered Total</b>	<b>75</b>	<b>633</b>

<i>Length of Stay in Yolo County</i>		
	<b>Winters &amp; Rural</b>	<b>Total Countywide</b>
<b>Unsheltered</b>		
Less than 1 Year	0	34
1-3 yr	0	46
4-6 yr	0	34
7-10 yr	0	36
11-13 yr	0	23
14-20 yr	1	105
21-29 yr	0	85
30+	0	3
Unknown	74	267
<b>Unsheltered Total</b>	<b>75</b>	<b>633</b>

<i>Reason for Coming to Yolo County</i>		
	<b>West Sacramento</b>	<b>Total Countywide</b>
<b>Unsheltered</b>		
Affordable Housing	1	6
Family Here	6	91
Friends Here	0	39



Good Social Services	0	10
Grew Up Here	5	140
School	0	3
Work	1	24
Other	2	67
Unknown	60	253
<b>Unsheltered Total</b>	<b>75</b>	<b>633</b>

<i>Where Lived Immediately Prior to Yolo County</i>		
	<b>Winters &amp; Rural</b>	<b>Total Countywide</b>
<b>Unsheltered</b>		
Lived in Yolo County		
All Life	1	13
Sacramento	1	106
Other CA	7	81
Other State	2	41
Other Country	0	9
Unknown	64	383
<b>Unsheltered Total</b>	<b>75</b>	<b>633</b>

<b>Chronic Homelessness - Adults Only</b>		
<i>Long-Term Homeless (Homeless at least 1 yr)</i>		
	<b>Winters &amp; Rural</b>	<b>Total Countywide</b>
<b>Sheltered</b>		
Yes	0	94
No	0	171
Unknown	0	21
N/A - Children	0	23
<b>Sheltered Total</b>	<b>0</b>	<b>309</b>
<b>Unsheltered</b>		
Yes	0	170
No	0	5
Unknown	75	458
N/A - Children	0	0
<b>Unsheltered Total</b>	<b>75</b>	<b>633</b>
<b>Combined</b>		
Yes	0	264
No	0	176
Unknown	75	479
N/A - Children	0	23
<b>Combined Total</b>	<b>75</b>	<b>942</b>

<b>Frequently Homeless (Homeless at least 4 occasions in last 3 yrs)</b>		
	<b>Winters &amp; Rural</b>	<b>Total Countywide</b>
<b>Sheltered</b>		
Yes	0	21
No	0	193
Unknown	0	89
N/A - Children	0	6
<b>Sheltered Total</b>	<b>0</b>	<b>309</b>
<b>Unsheltered</b>		
Yes	0	193
No	1	179
Unknown	74	261
N/A - Children	0	0
<b>Unsheltered Total</b>	<b>75</b>	<b>633</b>
<b>Combined</b>		
Yes	0	214
No	1	372
Unknown	74	350
N/A - Children	0	6
<b>Combined Total</b>	<b>75</b>	<b>942</b>

	<b>Winters &amp; Rural</b>	<b>Total Countywide</b>
<b>Sheltered</b>		
Yes	0	90
No	0	212
Unknown	0	7
N/A - Children	0	0
<b>Sheltered Total</b>	<b>0</b>	<b>309</b>
<b>Unsheltered</b>		
Yes	1	338
No	0	36
Unknown	74	259
N/A - Children	0	0
<b>Unsheltered Total</b>	<b>75</b>	<b>633</b>
<b>Combined</b>		
Yes	1	428
No	0	248
Unknown	74	266
N/A - Children	0	0
<b>Combined Total</b>	<b>75</b>	<b>942</b>

<b>Post-Traumatic Stress Disorder (PTSD)</b>		
	<b>Winters &amp; Rural</b>	<b>Total Countywide</b>

<b>Sheltered</b>		
Yes	0	4
No	0	14
Unknown	0	291
N/A - Children	0	0
<b>Sheltered Total</b>	<b>0</b>	<b>309</b>
<b>Unsheltered</b>		
Yes	0	139
No	1	130
Unknown	74	364
N/A - Children	0	0
<b>Unsheltered Total</b>	<b>75</b>	<b>633</b>
<b>Combined</b>		
Yes	0	143
No	1	144
Unknown	74	655
N/A - Children	0	0
<b>Combined Total</b>	<b>75</b>	<b>942</b>

<b>Serious Mental Illness (SMI)</b>		
	<b>Winters &amp; Rural</b>	<b>Total Countywide</b>
<b>Sheltered</b>		
Yes	0	88
No	0	133
Unknown	0	88
N/A - Children	0	0
<b>Sheltered Total</b>	<b>0</b>	<b>309</b>
<b>Unsheltered</b>		
Yes	0	145
No	1	225
Unknown	74	263
N/A - Children	0	0
<b>Unsheltered Total</b>	<b>75</b>	<b>633</b>
<b>Combined</b>		
Yes	0	233
No	1	358
Unknown	74	351
N/A - Children	0	0
<b>Combined Total</b>	<b>75</b>	<b>942</b>

<b>Substance Use Disorder (SUD)</b>		
	<b>Winters &amp; Rural</b>	<b>Total Countywide</b>

<b>Sheltered</b>		
Yes	0	81
No	0	143
Unknown	0	85
N/A - Children	0	0
<b>Sheltered Total</b>	<b>0</b>	<b>309</b>
<b>Unsheltered</b>		
Yes	0	200
No	1	154
Unknown	74	279
N/A - Children	0	0
<b>Unsheltered Total</b>	<b>75</b>	<b>633</b>
<b>Combined</b>		
Yes	0	281
No	1	297
Unknown	74	364
N/A - Children	0	0
<b>Combined Total</b>	<b>75</b>	<b>942</b>

<b>Development Disability</b>		
	<b>Winters &amp; Rural</b>	<b>Total Countywide</b>
<b>Sheltered</b>		
Yes	0	47
No	0	174
Unknown	0	88
N/A - Children	0	0
<b>Sheltered Total</b>	<b>0</b>	<b>309</b>
<b>Unsheltered</b>		
Yes	0	57
No	1	291
Unknown	74	285
N/A - Children	0	0
<b>Unsheltered Total</b>	<b>75</b>	<b>633</b>
<b>Combined</b>		
Yes	0	104
No	1	465
Unknown	74	373
N/A - Children	0	0
<b>Combined Total</b>	<b>75</b>	<b>942</b>

<b>Physical Illness or Disability</b>		
	<b>Winters &amp; Rural</b>	<b>Total Countywide</b>

<b>Sheltered</b>		
Yes	0	137
No	0	86
Unknown	0	86
N/A - Children	0	0
<b>Sheltered Total</b>	<b>0</b>	<b>309</b>
<b>Unsheltered</b>		
Yes	1	133
No	0	221
Unknown	74	279
N/A - Children	0	0
<b>Unsheltered Total</b>	<b>75</b>	<b>633</b>
<b>Combined</b>		
Yes	1	270
No	0	307
Unknown	74	365
N/A - Children	0	0
<b>Combined Total</b>	<b>75</b>	<b>942</b>

<b>Co-occurring Mental Health &amp; Substance Use Disorders (COD)</b>		
	<b>Winters &amp; Rural</b>	<b>Total Countywide</b>
<b>Sheltered</b>		
Yes	0	40
No	0	143
Unknown	0	126
N/A - Children	0	0
<b>Sheltered Total</b>	<b>0</b>	<b>309</b>
<b>Unsheltered</b>		
Yes	0	89
No	1	142
Unknown	74	402
N/A - Children	0	0
<b>Unsheltered Total</b>	<b>75</b>	<b>633</b>
<b>Combined</b>		
Yes	0	129
No	1	285
Unknown	74	528
N/A - Children	0	0
<b>Combined Total</b>	<b>75</b>	<b>942</b>

<b>Disability Benefits</b>		
	<b>Winters &amp; Rural</b>	<b>Total Countywide</b>
<b>Sheltered</b>		

Yes	0	58
No	0	57
Unknown	0	194
N/A - Children	0	0
<b>Sheltered Total</b>	<b>0</b>	<b>309</b>
<b>Unsheltered</b>		
Yes	0	77
No	1	167
Unknown	74	389
N/A - Children	0	0
<b>Unsheltered Total</b>	<b>75</b>	<b>633</b>
<b>Combined</b>		
Yes	0	135
No	1	224
Unknown	74	583
N/A - Children	0	0
<b>Combined Total</b>	<b>75</b>	<b>942</b>

<b>Personal Information – Adults Only</b>		
<i>Income</i>		
	<b>Winters &amp; Rural</b>	<b>Total Countywide</b>
<b>Sheltered</b>		
Yes	0	107
No	0	120
Unknown	0	82
N/A - Children	0	0
<b>Sheltered Total</b>	<b>0</b>	<b>309</b>
<b>Unsheltered</b>		
Yes	0	46
No	1	270
Unknown	74	317
N/A - Children	0	0
<b>Unsheltered Total</b>	<b>75</b>	<b>633</b>
<b>Combined</b>		
Yes	0	153
No	1	390
Unknown	74	399
N/A - Children	0	0
<b>Combined Total</b>	<b>75</b>	<b>942</b>

<i>Eviction</i>		
	<b>Winters &amp; Rural</b>	<b>Total Countywide</b>
<b>Sheltered</b>		

Yes	0	8
No	0	10
Unknown	0	291
N/A - Children	0	0
<b>Sheltered Total</b>	<b>0</b>	<b>309</b>
<b>Unsheltered</b>		
Yes	0	129
No	1	233
Unknown	74	271
N/A - Children	0	0
<b>Unsheltered Total</b>	<b>75</b>	<b>633</b>
<b>Combined</b>		
Yes	0	137
No	1	243
Unknown	74	562
N/A - Children	0	0
<b>Combined Total</b>	<b>75</b>	<b>942</b>

<i>Criminal Conviction</i>		
	<b>Winters &amp; Rural</b>	<b>Total Countywide</b>
<b>Sheltered</b>		
Yes	0	9
No	0	9
Unknown	0	291
N/A - Children	0	0
<b>Sheltered Total</b>	<b>0</b>	<b>309</b>
<b>Unsheltered</b>		
Yes	0	270
No	1	97
Unknown	74	266
N/A - Children	0	0
<b>Unsheltered Total</b>	<b>75</b>	<b>633</b>
<b>Combined</b>		
Yes	0	279
No	0	106
Unknown	0	557
N/A - Children	0	0
<b>Combined Total</b>	<b>75</b>	<b>942</b>

<i>Foster Care</i>		
	<b>Winters &amp; Rural</b>	<b>Total Countywide</b>
<b>Sheltered</b>		
Yes	0	0

No	0	18
Unknown	0	291
N/A - Children	0	0
<b>Sheltered Total</b>	<b>0</b>	<b>309</b>
<b>Unsheltered</b>		
Yes	1	69
No	0	296
Unknown	74	268
N/A - Children	0	0
<b>Unsheltered Total</b>	<b>75</b>	<b>633</b>
<b>Combined</b>		
Yes	1	69
No	0	314
Unknown	74	559
N/A - Children	0	0
<b>Combined Total</b>	<b>75</b>	<b>942</b>

<i>Victim of Domestic Violence- Ever Experienced</i>		
	<b>Winters &amp; Rural</b>	<b>Total Countywide</b>
<b>Sheltered</b>		
Yes	0	54
No	0	166
Unknown	0	88
N/A - Children	0	1
<b>Sheltered Total</b>	<b>0</b>	<b>309</b>
<b>Unsheltered</b>		
Yes	0	122
No	1	234
Unknown	74	277
N/A - Children	0	0
<b>Unsheltered Total</b>	<b>75</b>	<b>633</b>
<b>Combined</b>		
Yes	0	176
No	1	400
Unknown	74	365
N/A - Children	0	1
<b>Combined Total</b>	<b>75</b>	<b>942</b>

<i>Victim of Domestic Violence- Homeless Because Fleeing</i>		
	<b>Winters &amp; Rural</b>	<b>Total Countywide</b>
<b>Sheltered</b>		
Yes	0	43
No	0	176
Unknown	0	89



N/A - Children	0	1
<b>Sheltered Total</b>	<b>0</b>	<b>309</b>
<b>Unsheltered</b>		
Yes	0	47
No	1	311
Unknown	74	275
N/A - Children	0	0
<b>Unsheltered Total</b>	<b>75</b>	<b>633</b>
<b>Combined</b>		
Yes	0	90
No	1	487
Unknown	74	364
N/A - Children	0	1
<b>Combined Total</b>	<b>75</b>	<b>942</b>

<i>Animal Ownership</i>		
	<b>Winters &amp; Rural</b>	<b>Total Countywide</b>
<b>Sheltered</b>		
Yes	0	1
No	0	18
Unknown	0	290
N/A - Children	0	0
<b>Sheltered Total</b>	<b>0</b>	<b>309</b>
<b>Unsheltered</b>		
Yes	0	123
No	1	266
Unknown	74	244
N/A - Children	0	0
<b>Unsheltered Total</b>	<b>75</b>	<b>633</b>
<b>Combined</b>		
Yes	0	124
No	1	284
Unknown	74	534
N/A - Children	0	0
<b>Combined Total</b>	<b>75</b>	<b>942</b>