

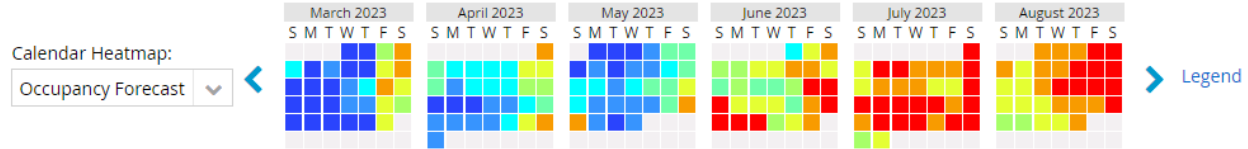


Ben Seidel

HILTON

Demand and Wash Management

Show Me



Save
Multiday Overrides
What If
Cancel
Room Class: Property

March 2023
Forecast Group: Property

Sun	Mon	Tue	Wed	Thu	Fri	Sat
			RD 0.18 OF 24.00%	RD 0.38 OF 26.00%	RD 1.02 OF 64.00%	RD 1.57 OF 87.00%
RD 0.91 OF 45.00%	RD 0.29 OF 29.00%	RD 0.43 OF 32.00%	RD 0.30 OF 28.00%	RD 0.36 OF 29.00%	RD 1.29 OF 75.00%	RD 0.57 OF 82.00%
RD 0.25 OF 24.00%	RD 0.70 OF 29.00%	RD 0.32 OF 28.00%	RD 0.54 OF 36.00%	RD 1.16 OF 46.00%	RD 1.24 OF 82.00%	RD 1.64 OF 74.00%
RD 1.41 OF 27.00%	RD 0.84 OF 24.67%	RD 2.97 OF 30.24%	RD 4.55 OF 33.40%	RD 6.36 OF 33.54%	RD 12.22 OF 75.71%	RD 12.00 OF 69.17%
RD 6.20 OF 25.01%	RD 4.78 OF 12.66%	RD 6.87 OF 15.65%	RD 7.69 OF 17.32%	RD 8.26 OF 27.59%	RD 13.95 OF 78.37%	

April 2023
Forecast Group: Property

Sun	Mon	Tue	Wed	Thu	Fri	Sat
						RD 16.93 OF 88.48%
RD 11.36 OF 52.31%	RD 10.64 OF 45.21%	RD 13.53 OF 50.90%	RD 14.19 OF 45.70%	RD 15.22 OF 43.76%	RD 35.45 OF 78.92%	RD 34.30 OF 72.14%
RD 36.19 OF 53.29%	RD 17.47 OF 38.39%	RD 21.40 OF 44.93%	RD 21.82 OF 44.29%	RD 22.11 OF 46.71%	RD 30.63 OF 66.35%	RD 32.59 OF 68.10%
RD 18.09 OF 23.72%	RD 18.47 OF 26.70%	RD 21.87 OF 30.77%	RD 23.67 OF 34.40%	RD 24.89 OF 35.51%	RD 27.11 OF 44.13%	RD 35.23 OF 60.24%
RD 19.56 OF 32.88%	RD 22.55 OF 34.63%	RD 26.21 OF 38.05%	RD 26.19 OF 36.12%	RD 29.75 OF 45.71%	RD 37.28 OF 79.58%	RD 42.73 OF 84.09%
RD 20.51 OF 33.00%						

IHG

IHG – Digital Traffic Report

Top 20 Feeder Cities by Visits Actuals CY | Last 12 Months until Jan 02, 2023



Channel Segment: All | Feeder Country: All | Feeder City: Multiple | Day of Week: All

View: Cities

Metric As: Actuals CY

Sort by: Visits

Top: 20

(Input number to modify the list)

	Cities	Visits	Gross Bookings	Conversion Rate	Gross Revenue	Gross Roomnights	Gross ADR
1	OWINGS MILLS (MARYLAND, UNI...	3,433	153	4%	\$44,978	412	\$109.17
2	WASHINGTON (DISTRICT OF CO...	3,376	405	12%	\$75,349	714	\$105.53
3	REISTERSTOWN (MARYLAND, U...	2,260	42	2%	\$7,762	80	\$97.02
4	SALT LAKE CITY (UTAH, UNITED ...	1,879	18	1%	\$4,746	51	\$93.07
5	BALTIMORE (MARYLAND, UNITE...	1,694	125	7%	\$22,741	209	\$108.81
6	NEW KENSINGTON (PENNSYLVAN...	1,572	6	0%	\$958	13	\$73.73
7	PHILADELPHIA (PENNSYLVANIA,...	843	126	15%	\$21,847	200	\$109.24
8	MONROEVILLE (PENNSYLVANIA,...	623	2	0%	\$281	4	\$70.35
9	PITTSBURGH (PENNSYLVANIA, ...	614	41	7%	\$8,981	84	\$106.92
10	ATLANTA (GEORGIA, UNITED ST...	522	71	14%	\$13,360	135	\$98.97
11	NEW YORK (NEW YORK, UNITED...	513	76	15%	\$15,371	142	\$108.25
12	ASHBURN (VIRGINIA, UNITED ST...	502	93	19%	\$18,000	182	\$98.90
13	BROOKLYN (NEW YORK, UNITED...	446	72	16%	\$13,914	127	\$109.56
14	QUEENS (NEW YORK, UNITED S...	407	32	8%	\$5,796	61	\$95.01
15	CHARLOTTE (NORTH CAROLINA,...	319	41	13%	\$11,389	122	\$93.35
16	PIKESVILLE (MARYLAND, UNITE...	317	28	9%	\$4,469	43	\$103.92
17	RANDALLSTOWN (MARYLAND, U...	294	27	9%	\$5,750	53	\$108.48
18	HYATTSVILLE (MARYLAND, UNIT...	292	36	12%	\$6,644	63	\$105.45
19	SILVER SPRING (MARYLAND, UN...	286	33	12%	\$4,850	47	\$103.19
20	ALEXANDRIA (VIRGINIA, UNITED ...	274	38	14%	\$6,632	64	\$103.62

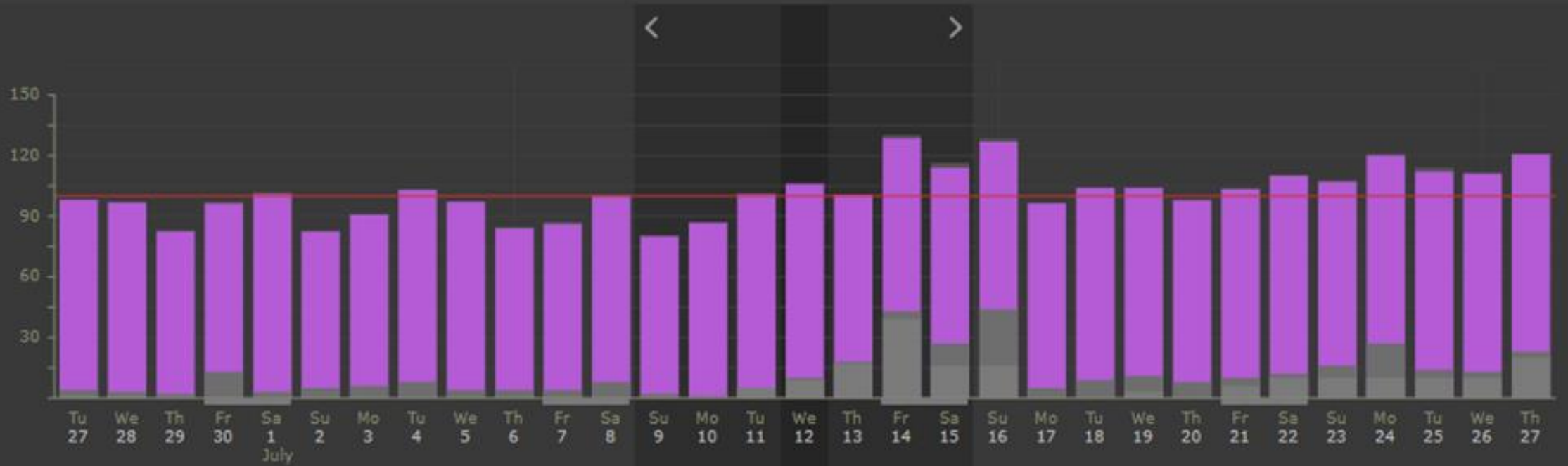
MARRIOTT

Unconstrained Transient Demand Forecast

View < 12 Jul 2023 >

Rem Dem and Total Rem Demand vs. STLY

■ Addl Demand ■ Rem Dem ■ Transient Booked ■ Group Proj



Last refreshed 7 hours, 10 minutes ago by SYSTEM

Show STLY

■ Override ■ Not Implemented

July

	9 Sun	10 Mon	11 Tue	12 Wed	13 Thu	14 Fri	15 Sat
Sys Rem Dem	78	86	95	95	83	85	96
STLY	79	94	99	83	72	74	94

Retail Pricing Optimizer

Redemption Points

Target Date < 17 May 2023 >



Recommended Rate



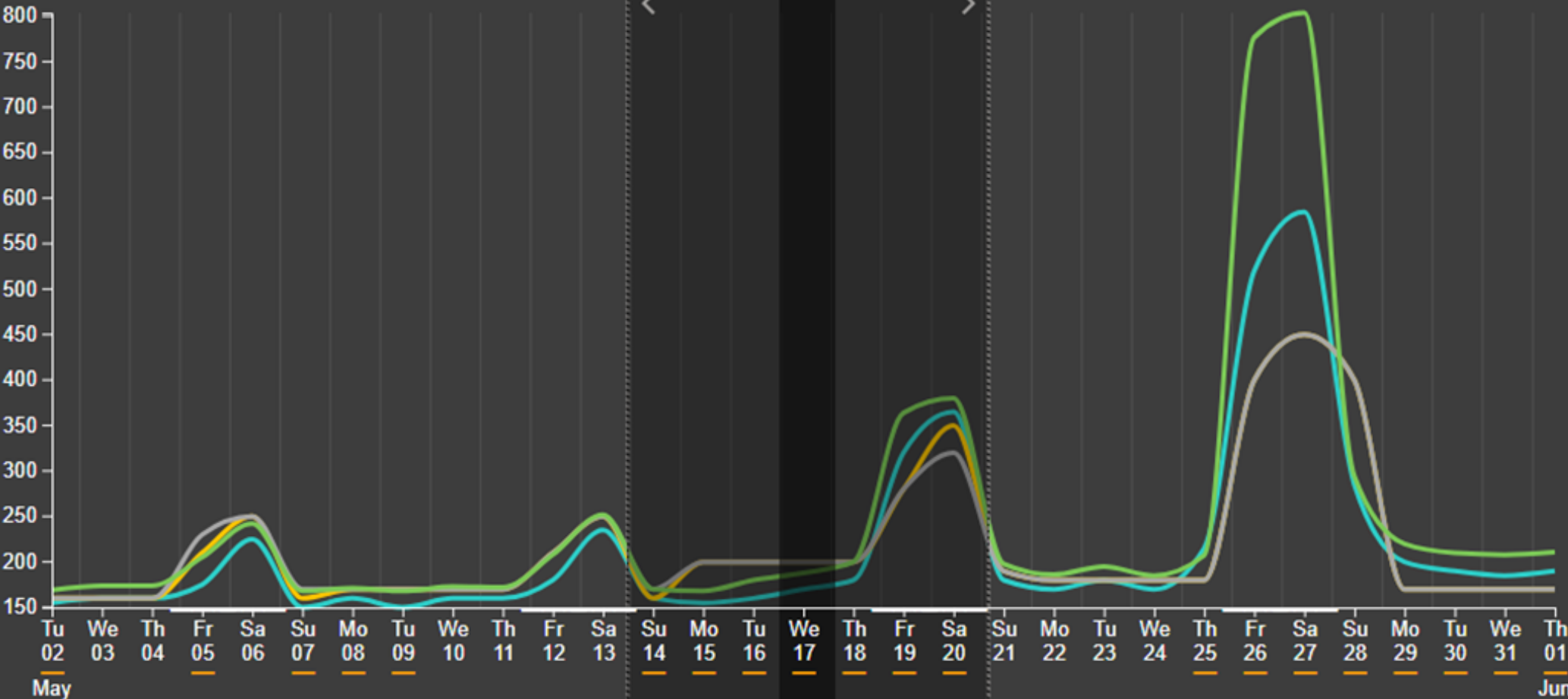
Current Rate ?



Lowest Selling Rate ?

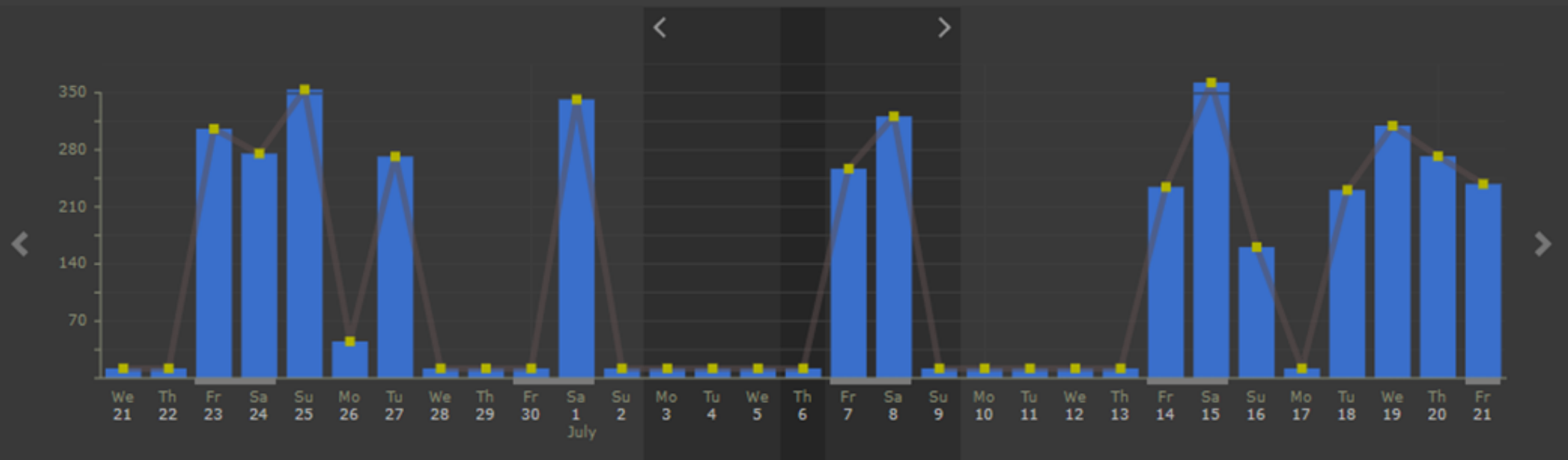


Average Competitor Rate



Hurdle Revenue by Room Collection

Target Date: 06 Jul 2023 | Room Collection: King_Occupancy | Legend: Hurdle Revenue (Blue), Compared To (Yellow) | 21 Mar 2023 2:40 am



Performance

MTD Mar 2023 vs. MTD Mar 2022

Subscriber LY Subscriber Comp Set LY Comp Set

Occupancy Index and Rank

118 1 3

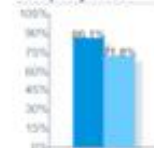
ADR Index and Rank

106 2 3

RevPAR Index and Rank

116 2 2


Occupancy vs. LY



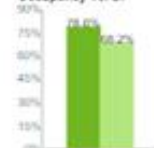
ADR vs. LY



RevPAR vs. LY




Occupancy vs. LY




ADR vs. LY




RevPAR vs. LY




Variance vs. LY



Growth vs. LY



Growth vs. LY



[Export](#)

Occupancy and ADR

Subscriber vs. Last Year, Comp Set and Subscriber ADR for the Next 6 Months View Next 12 Months

Subscriber LY Subscriber Comp Set LY Comp Set

Occupancy Rank

Out of 6 properties

Mar 2023

Occ Rank LY

4 4

Apr 2023

Occ Rank LY

9 6

May 2023

Occ Rank LY

3 6

Jun 2023

Occ Rank LY

3 6

Jul 2023

Occ Rank LY

2 6

Aug 2023

Occ Rank LY

5 6

Occupancy vs. LY



Occupancy vs. LY



ADR Rank

ADR Rank LY

2 3

ADR Rank LY

1 2

ADR Rank LY

3 1

ADR Rank LY

1 1

ADR Rank LY

1 1

ADR Rank LY

2 1

ADR vs. Last Year



[Export](#)

Market Segment Performance vs. Comp Set (MTD through 19 Mar 2023)

Segment	Occupancy			ADR			RevPAR		
	Subscriber	Comp Set	Index	Subscriber	Comp Set	Index	Subscriber	Comp Set	Index
Group Sold	21.0%	8.8%	218	\$128	\$104	84	\$28	\$8	202
Retail	25.6%	22.8%	88	\$108	\$127	101	\$26	\$63	84
Discount	22.8%	18.6%	124	\$181	\$117	150	\$24	\$22	181
Negotiated	7.6%	7.1%	107	\$127	\$123	100	\$10	\$9	110
Qualified	6.1%	6.7%	107	\$108	\$103	102	\$8	\$6	102
Wholesale	2.2%	1.6%	144	\$108	\$104	101	\$2	\$2	148
Other		0.1%			\$108			\$0	
Total	36.1%	78.6%	110	\$135	\$127	106	\$116	\$100	116

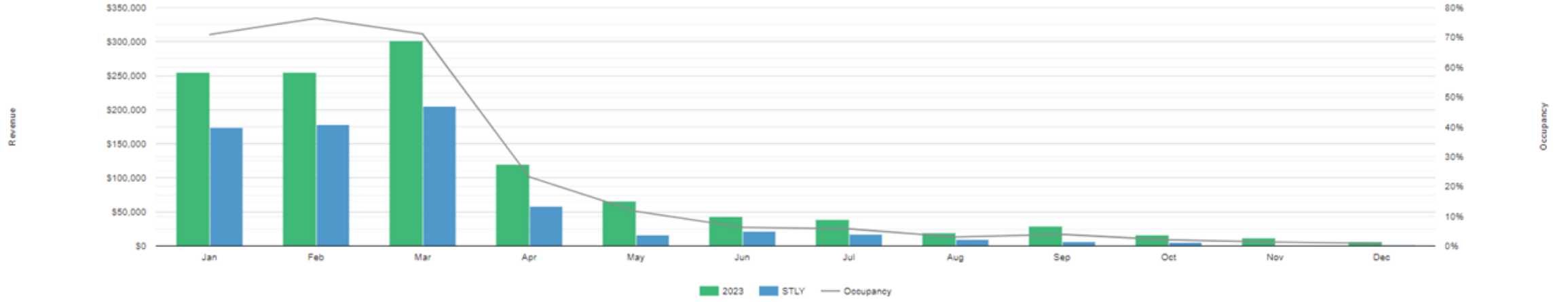
[Export](#)

Channel Performance vs. Comp Set (MTD through 19 Mar 2023)

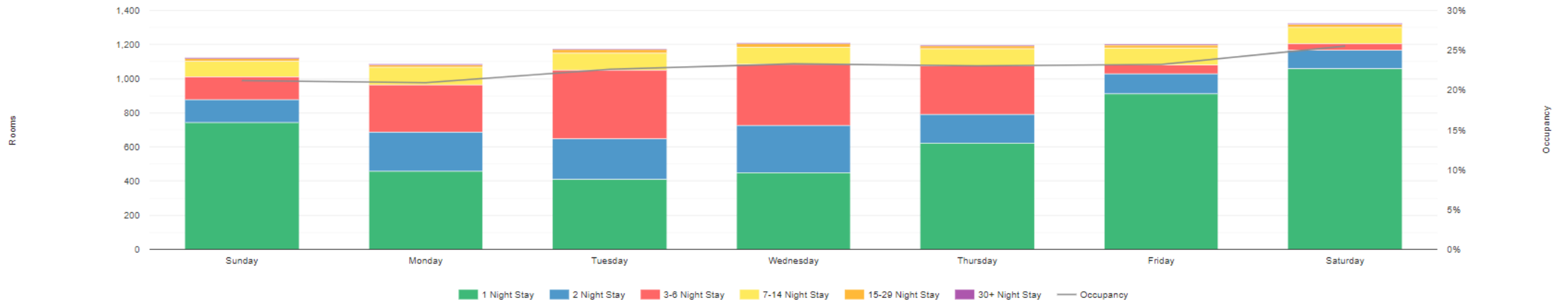
Channel	Occupancy			ADR			RevPAR		
	Subscriber	Comp Set	Index	Subscriber	Comp Set	Index	Subscriber	Comp Set	Index
Brand.com	26.0%	30.8%	84	\$157	\$122	112	\$26	\$33	84
CRS	0.4%	4.2%	9	\$180	\$102	126	\$1	\$6	12
Direct	36.3%	21.1%	167	\$108	\$154	102	\$43	\$29	170
OOO	0.2%	4.6%	18	\$142	\$126	114	\$1	\$6	21
OTA	22.2%	17.7%	122	\$100	\$128	101	\$20	\$23	102
Other		0.2%			\$118			\$0	
Total	36.1%	78.6%	110	\$135	\$127	106	\$116	\$100	116

[Export](#)

Revenue YOY by Month



Length of Stay by Day of Week



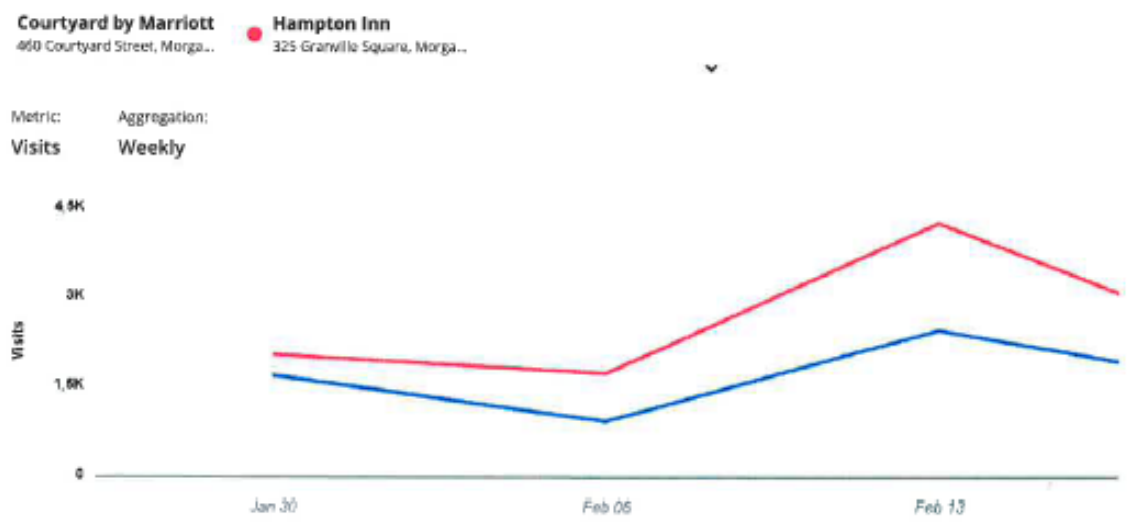
**COURTYARD
MORGANTOWN
VS
HAMPTON INN
MORGANTOWN**



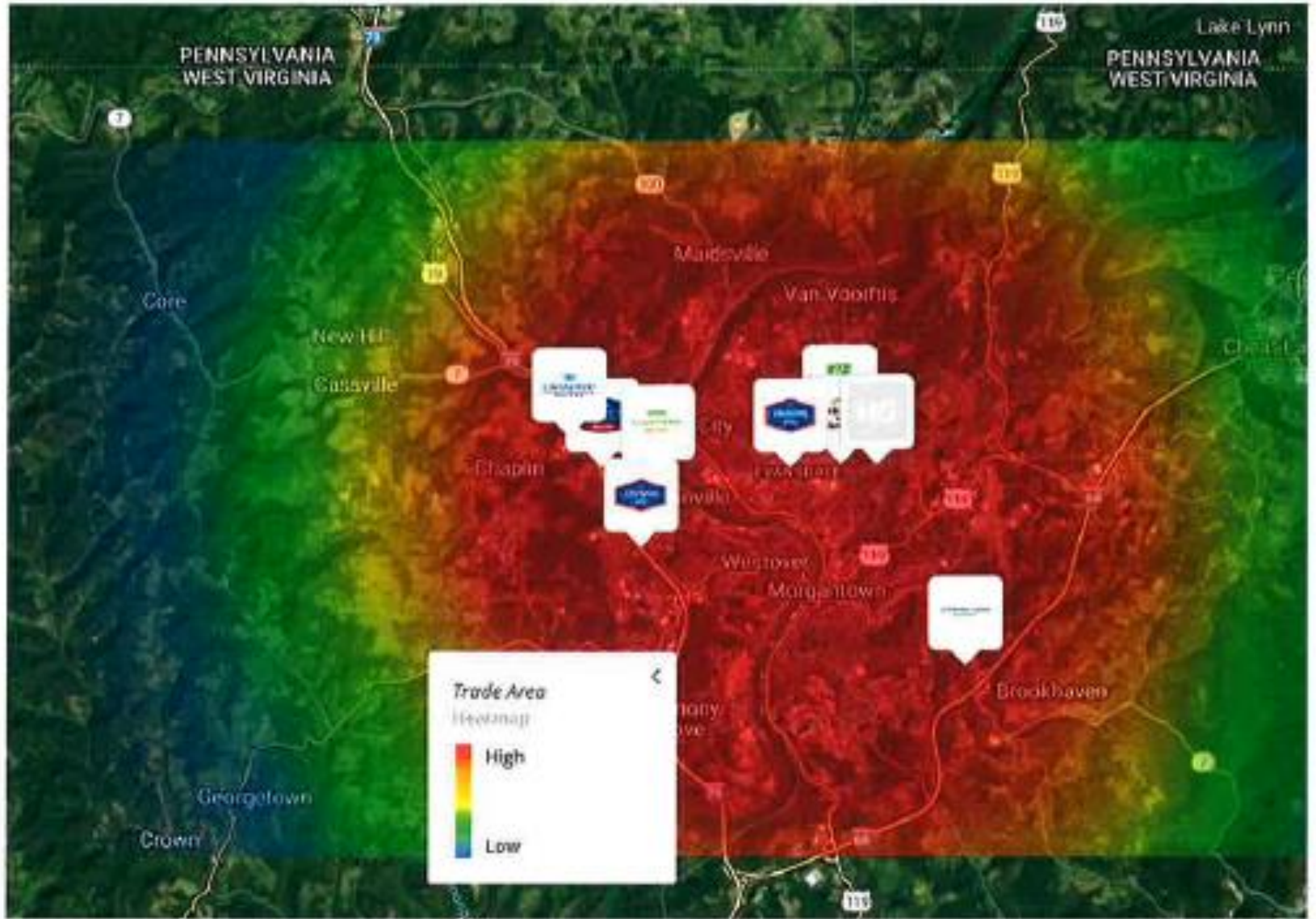
Metrics

Metric Name	Courtyard by Marriott 460 Courtyard Street, Morgantown, W...	Hampton Inn 325 Granville Square, Morgantown, W...
Visits	6.5K	10.4K
Visitors	3.1K	4.5K
Visit Frequency	2.11	2.3
Panel Visits		

Visits Trend




Market Landscape




Typical Visitor Persona

Courtyard by Marriott



Ethnicity **White**
Income **75K - \$90K**

Hampton Inn



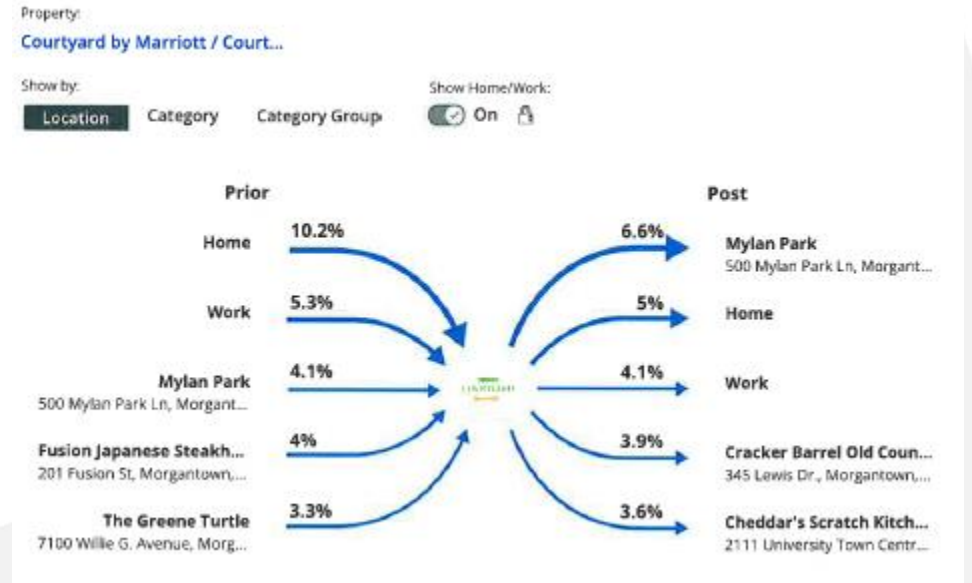
Ethnicity **White**
Income **75K - \$90K**

Favorite Places

Category: **All Categories** Min. Visits: **1**

Courtyard by Marriott / Courtyard Street, Morg...			Hampton Inn / Granville Square, Morgantown, ...				
Rank	Name	Distance	Visitors	Rank	Name	Distance	Visitors
1	West Virginia Universit...	2.2 mi	749 (24.4%)	1	University Town Centr...	0.8 mi	876 (19.4%)
2	University Town Centre...	0.5 mi	749 (24.4%)	2	Walmart / 6051 Univers...	0.5 mi	577 (12.8%)
3	Walmart / 6051 Univers...	0.2 mi	549 (17.9%)	3	Texas Roadhouse / 50 T...	0.3 mi	550 (12.2%)
4	Target / 5001 University...	0.4 mi	505 (16.4%)	4	New Pointe Plaza / 118 ...	30 mi	497 (11%)
5	Fusion Japanese Steak...	0.3 mi	402 (13.1%)	5	Target / 5001 University...	0.7 mi	471 (10.4%)

Visitor Journey



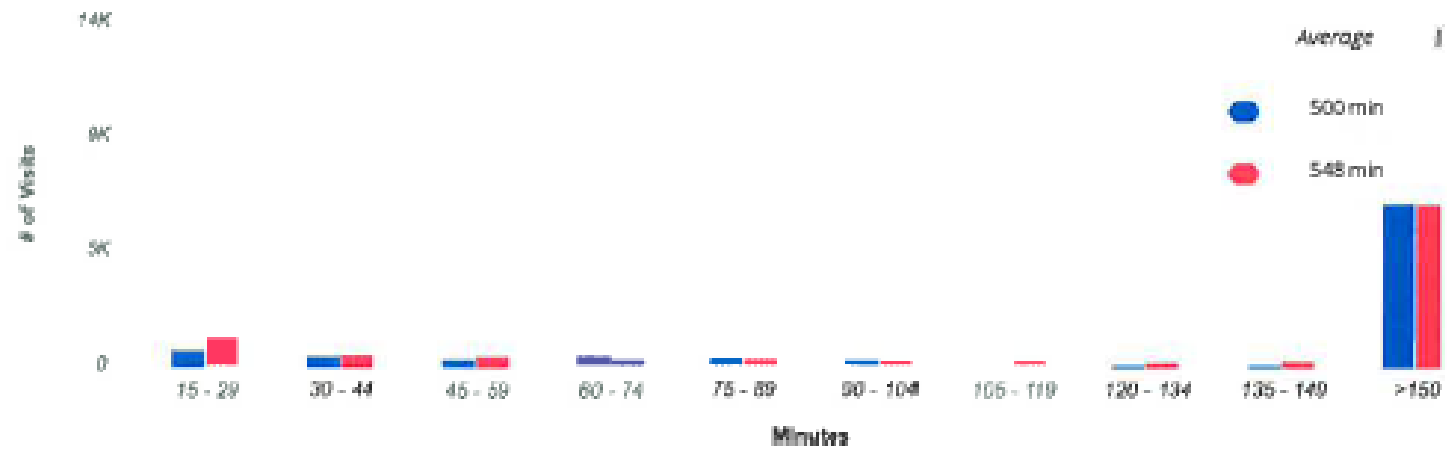
Length of Stay

Courtyard by Marriott
460 Courtyard Street, Morga...

Hampton Inn
325 Granville Square, Morga...

Metric:

Visits



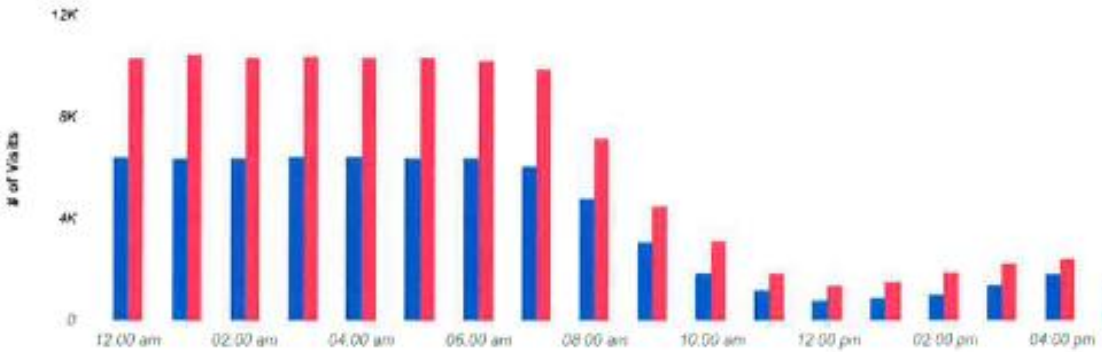
Hourly Visits

Daily Visits

Courtyard by Marriott
460 Courtyard Street, Morga...

Hampton Inn
325 Granville Square, Morga...

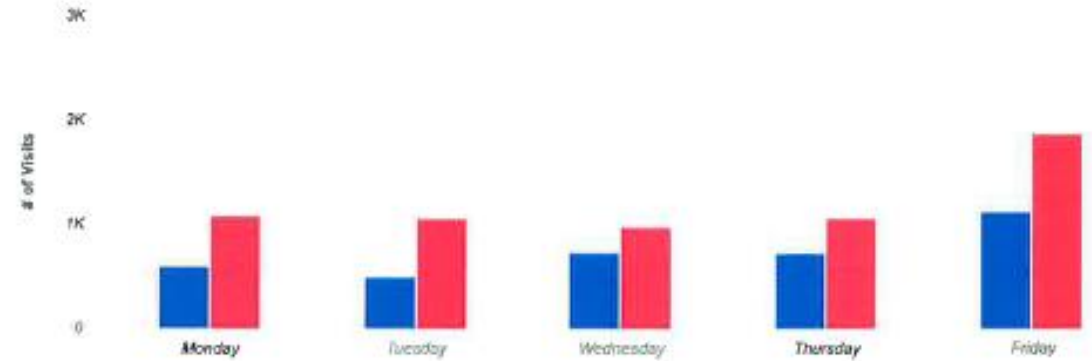
Metric:
Visits



Courtyard by Marriott
460 Courtyard Street, Morga...

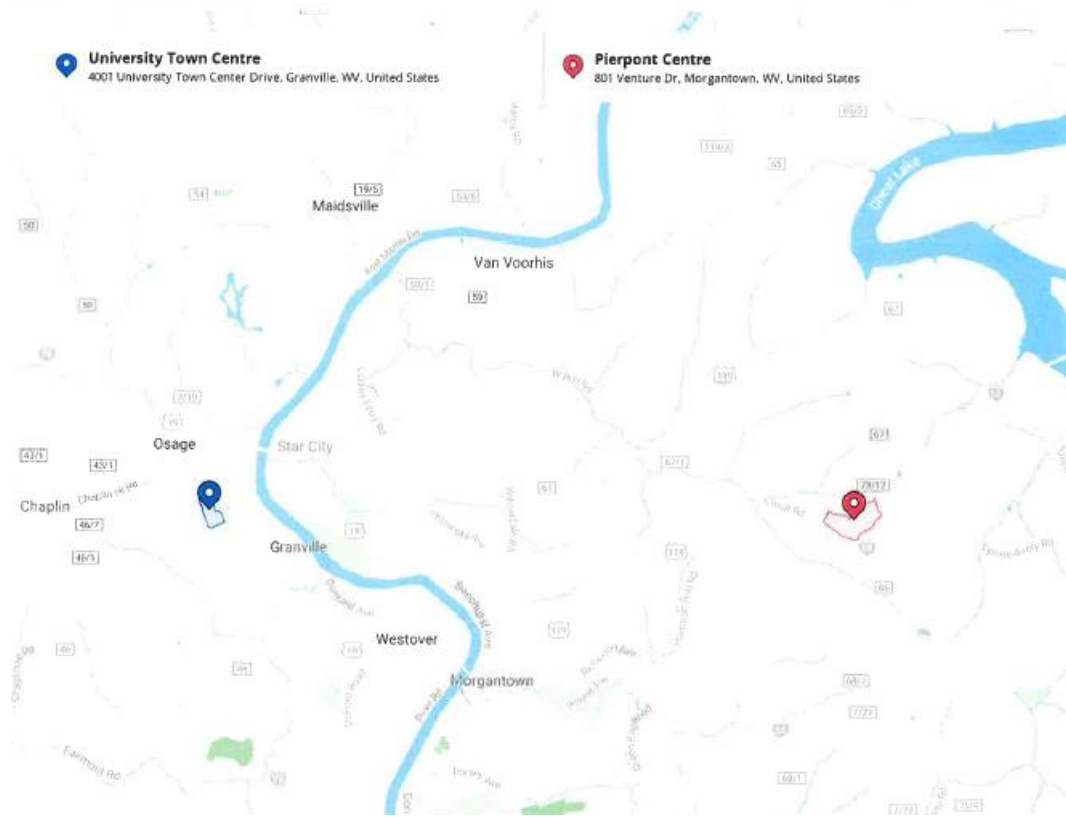
Hampton Inn
325 Granville Square, Morga...

Metric:
Visits



COURTYARD MORGANTOWN OVERVIEW

Mar 1, 2022 - Feb 28, 2023



Mar 1, 2022 - Feb 28, 2023

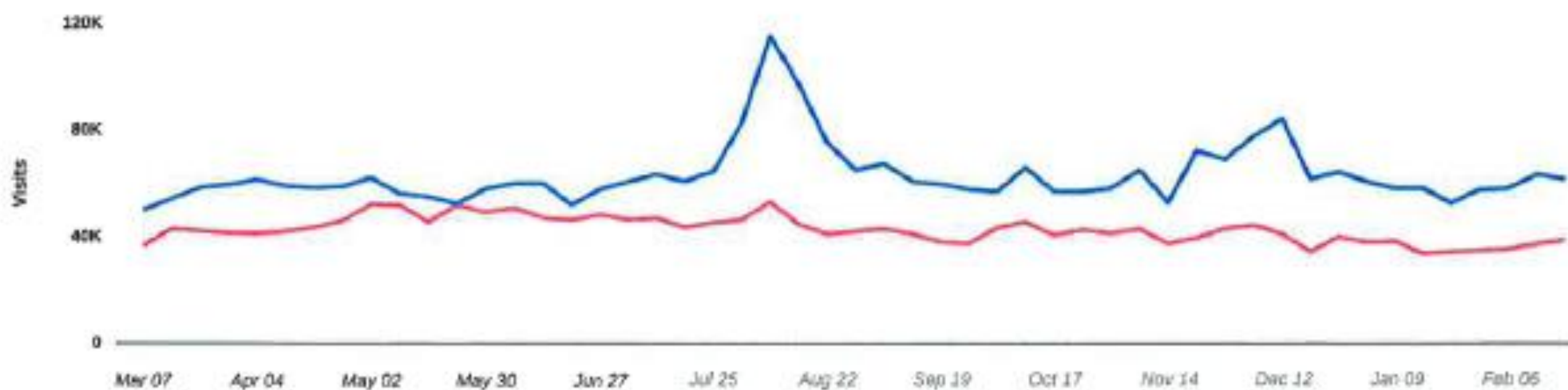
Metrics

Metric Name	University Town Centre University Town Center Drive, Granville, WV	Pierpont Centre Venture Dr, Morgantown, WV
Visits	3.3M	2.2M
Visits / sq ft	12.9	19.92
Size - sq ft	253.6K (GLA)	111.2K (GLA)
Visitors	657.8K	455.2K
Visit Frequency	4.97	4.86
Panel Visits	118.3K	80.7K
Visits YoY	-2.9%	-11.8%
Visits Yo2Y	+26.1%	-3%
Visits Yo3Y	+12%	-15.8%

Mar 1, 2022 - Feb 28, 2023

Visits Trend











- **University Town Centre**
University Town Center Drive, Granville,...
- **Pierpont Centre**
Venture Dr, Morgantown, WV



Tenants Overview

University Town Centre






4001 University Town Center Drive, Granville, WV 26501

Tenants / Category	Visits	Visits Chain Rank, Nationwide	Visits Cat. Rank, State	Visits Chain Rank, State
 Target Superstores 5001 University Town Centre Dr, Morgantown, WV, United States	1.5M	716/1.8K (-20) 59%	35/65 (+3) 47%	2/6 (+1) 83%
 T.J. Maxx Department Stores 499 Target Way, Morgantown, WV, United States	547K (-10%)	263/1.1K (-54) 76%	10/34 73%	3/7 71%
 Petco Pet Stores & Services 4101 University Town Centre Dr, Morgantown, WV, United States	325.2K (-13%)	11/1.2K (-6) 99%	2/13 92%	1/6 100%
 Dollar Tree Discount & Dollar Stores 4001 University Town Centre Dr, Morgantown, WV, United States	252.3K (-8%)	745/6.9K (-185) 89%	16/406 (-3) 96%	4/47 (-1) 93%
 Bed Bath & Beyond Furniture and Home Furnishings 395 Target Way, Morgantown, WV, United States	210.7K (-16%)	83/574 (+36) 85%	3/62 96%	1/1 100%
 Old Navy Clothing 4021 University Town Centre Dr, Granville, WV, United States	141.2K (-16%)	558/844 (-61) 34%	15/94 (-8) 85%	3/3 (-1) 33%
 SHOE DEPT. Clothing 669 Target Way, Morgantown, WV, United States	86.4K (+8%)	48/315 (+18) 85%	32/94 (-3) 67%	2/5 80%
 maurices Clothing 4171 University Town Centre Dr Space 4171, Morgantown, WV, United States	64.3K (+12%)	106/478 (-44) 78%	43/94 55%	2/2 50%
 Sweet Frog Breakfast, Coffee, Bakeries & Dessert Shops 965 Target Way, Morgantown, WV, United States	57.2K (+3%)	65/160 (-12) 60%	119/188 37%	3/4 50%
 Supercuts Beauty & Spa 1189 Target Way, Morgantown, WV, United States	55.2K (+65%)	33/1.3K (+244) 97%	16/58 (+15) 74%	1/6 (+1) 100%

Mar 1, 2022 - Feb 28, 2023

University Town Centre

4001 University Town Center Drive, Granville, WV 26501











Tenants / Category	Visits	Visits Chain Rank, Nationwide	Visits Cat. Rank, State	Visits Chain Rank, State
 Hallmark Hobbies, Gifts & Crafts 731 Target Way, Morgantown, WV, United States	35.3K (-24%)	228/600 (-80) ● 62%	22/28 (-1) ● 25%	2/4 ● 75%
 Lane Bryant Clothing 105 Target Way, Morgantown, WV, United States	20.3K (-30%)	226/275 (-33) ● 18%	87/94 (-18) ● 8%	3/4 (-1) ● 50%
 Sleep Outfitters Furniture and Home Furnishings 80 Monco Street Granville, Granville, WV, United States	19.3K (-27%)	42/79 (-5) ● 48%	38/62 (-6) ● 40%	9/11 (-1) ● 27%
 GameStop Electronics Stores 4201 University Town Centre Dr, Morgantown, WV, United States	14.7K (-6%)	1.7K/2K (-77) ● 11%	56/61 (+1) ● 9%	12/13 (-1) ● 15%
 KAY Fashion Accessories 1219 Target Way, Morgantown, WV, United States	3.4K (+9%)	131/131 (-5) ● 0%	3/3 ● 0%	2/2 ● 0%

Tenants Overview

Pierpont Centre

801 Venture Dr, Morgantown, WV 26508







Tenants / Category

Tenants / Category	Visits	Visits Chain Rank, Nationwide	Visits Cat. Rank, State	Visits Chain Rank, State
 Lowe's Home Improvement 901 Venture Drive, Morgantown, WV, United States	610.3K (-17%)	856/1.7K (-18) 50%	18/134 (-6) 87%	12/17 (-4) 35%
 Outback Steakhouse Restaurants 510 Venture Dr, Morgantown, WV, United States	246.8K (-18%)	91/659 (-48) 86%	55/192 (-12) 71%	6/7 (-1) 28%
 Michaels Hobbies, Gifts & Crafts 801 Venture Dr, Morgantown, WV, United States	185.9K (-20%)	721/1.1K (-142) 34%	11/28 (-1) 64%	3/6 (-1) 66%
 IHOP Breakfast, Coffee, Bakeries & Dessert Shops 201 Venture Rd, Morgantown, WV, United States	179.7K (-12%)	397/1.5K (-99) 74%	16/188 (-2) 92%	6/8 (-2) 37%
 Wendy's Fast Food & QSR 306 Venture Dr, Morgantown, WV, United States	135K (-4%)	884/5.4K (-50) 83%	123/752 (-6) 83%	11/70 85%
 McDonald's Fast Food & QSR 100 Foxtown Drive, Morgantown, WV, United States	125.2K (-8%)	9.5K/12.3K (-2387) 23%	144/752 (-20) 80%	82/97 (-13) 16%
 Ruby Tuesday Restaurants 512 Venture Dr, Morgantown, WV, United States	71.6K (-18%)	202/214 (-19) 6%	153/192 (-9) 20%	5/5 20%
 Holiday Inn Express Hotels & Casinos 605 Venture Drive, Morgantown, WV, United States	62K (-12%)	1.2K/2.1K (-201) 42%	94/159 (-20) 41%	14/21 (-5) 38%
 Books-A-Million Stores & Services 720 Venture Dr, Morgantown, WV, United States	50.7K (-11%)	105/106 (+1) 1%	11/54 (-2) 81%	5/5 20%
 Family Dollar Discount & Dollar Stores 809 Venture Dr Ste 600, Morgantown, WV, United States	36.6K (-23%)	4.9K/6.9K (-1820) 29%	369/406 (-71) 9%	85/105 (-37) 20%

Pierpont Centre

801 Venture Dr, Morgantown, WV 26508

Tenants / Category

Tenants / Category	Visits	Visits Chain Rank, Nationwide	Visits Cat. Rank, State	Visits Chain Rank, State
 Super 8 Budget Accommodation & Inns 603 Venture Dr, Morgantown, WV, United States	34.9K	573/1.2K (+34) 53%	10/20 55%	7/13 (+1) 53%
 Dollar Tree Discount & Dollar Stores 750 Venture Dr., Morgantown, WV, United States	34.6K (+490%)	6.9K/6.9K (-174) 0%	379/406 (-7) 6%	47/47 (-1) 0%
 Hallmark Hobbies, Gifts & Crafts 702 Venture Dr, Morgantown, WV, United States	27.4K (-27%)	341/600 (-96) 43%	23/28 (-1) 21%	3/4 50%
 SUBWAY Fast Food & QSR 204 Venture Dr, # 68, Morgantown, WV, United States	20.1K (+1%)	7.3K/11.3K (+46) 35%	643/752 (-16) 14%	62/81 (-4) 24%
 United Bank Banks & Financial Services 101 Venture Drive, Morgantown, WV, United States	13.1K (-15%)	39/147 (-4) 74%	88/176 (-26) 50%	12/37 (-5) 70%
 Cost Cutters Beauty & Spa 732 Venture Dr, Ste 13, Morgantown, WV, United States	3.5K (-71%)	265/265 (-107) 0%	58/58 (-8) 1%	N/A

Market Landscape



University Town Centre | Mar 1st, 2022 - Feb 28th, 2023
Data provided by Placer Labs Inc. (www.placer.ai)

Ranking Overview

University Town Centre
4001 University Town Center Drive, Gra...

Pierpont Centre
801 Venture Dr. Morgantown, WV 26508

Nationwide

1,074 / 7,093

84%



West Virginia

10 / 29

68%



15mi

2 / 5

80%



2,408 / 7,093

66%



16 / 29

48%

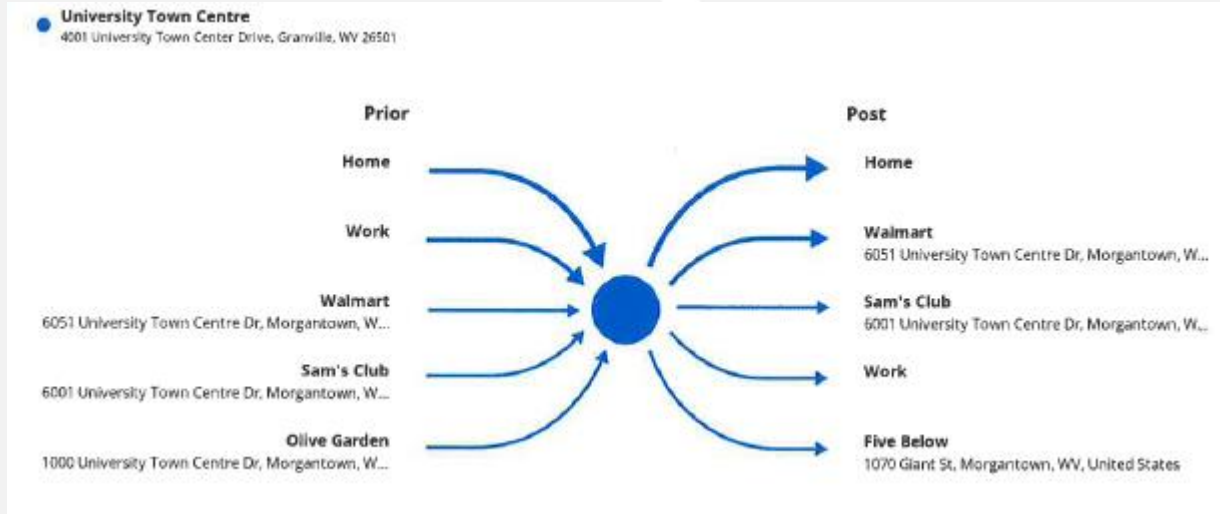


3 / 5

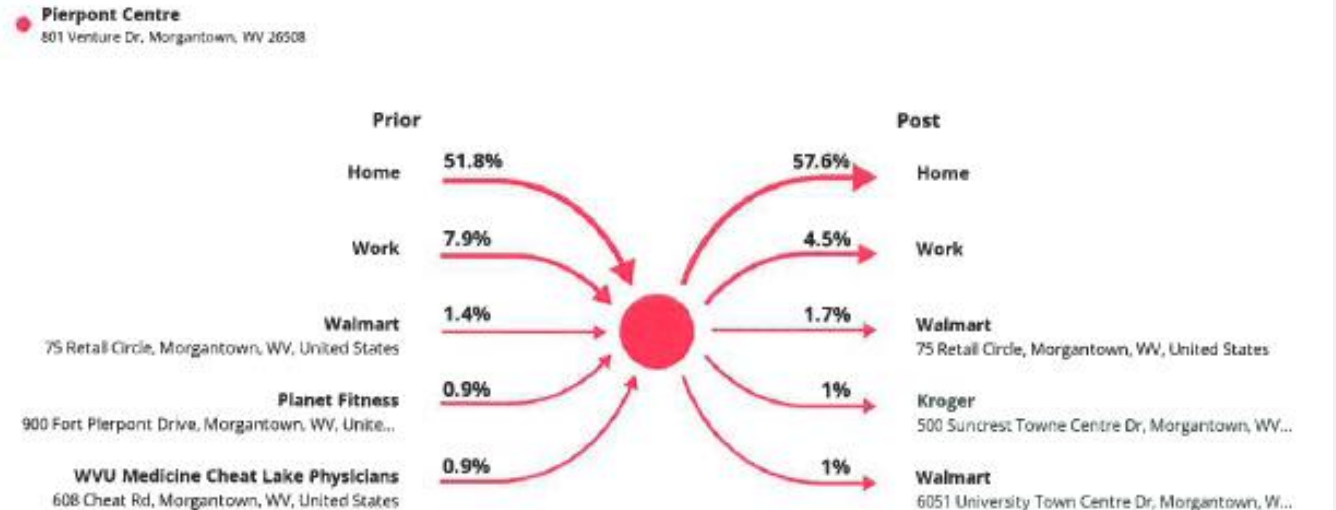
60%



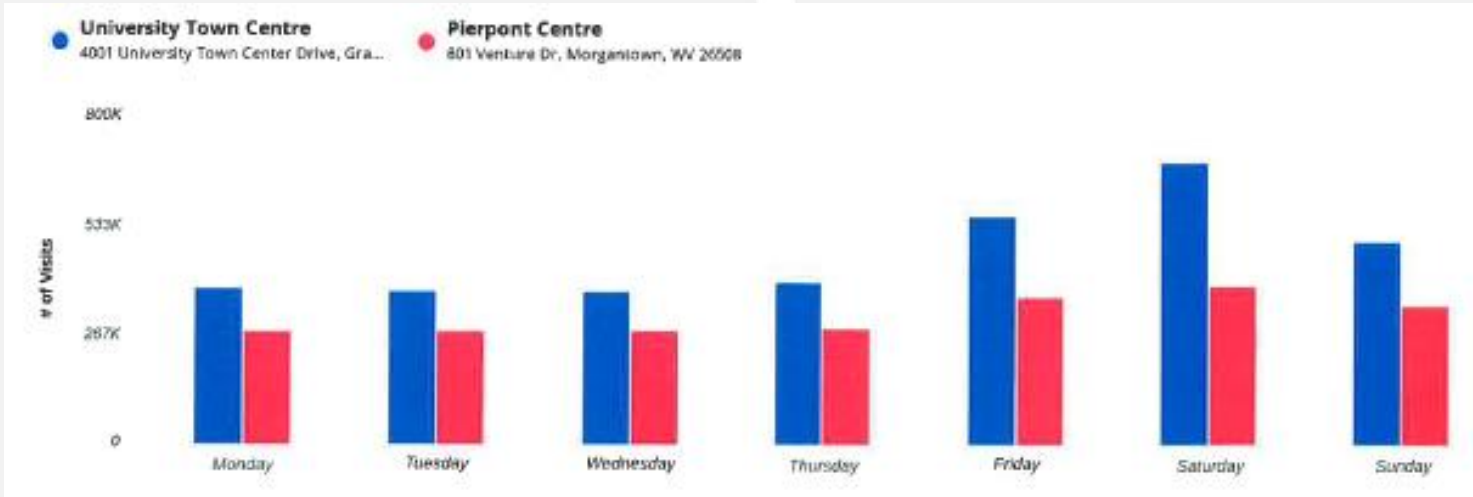
Visit Journey – University Town Centre



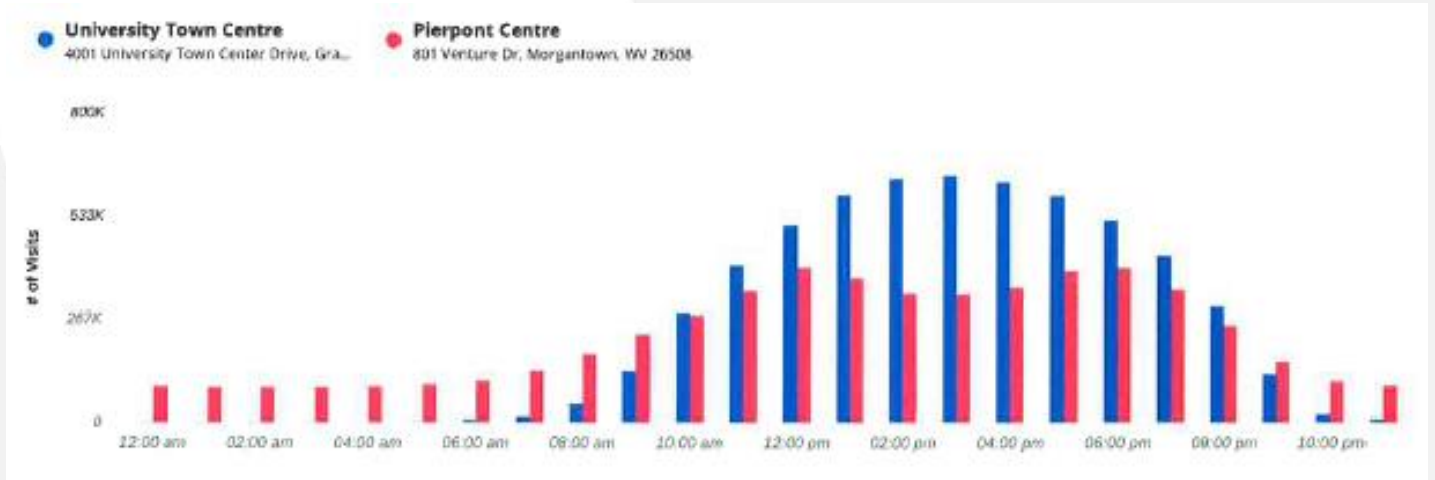
Visit Journey – Pierpont Centre



Daily Visits



Hourly Visits



Favorite Places

University Town Centre

University Town Centre / University Town Center Drive, Granville, WV

Rank	Name	Distance	Visitors
1	Morgantown Mall / 9500 Mall Rd, Morgantown, WV 26501	1.6 mi	306.5K (46.6%)
2	Walmart / 6051 University Town Centre Dr, Morgantown, WV 26501	0.4 mi	293.3K (44.6%)
3	West Virginia University / 1 Medical Center Dr, Morgantown, WV 26505	2.3 mi	263.3K (40%)
4	Mountaineer Field at Milan Puskar Stadium / 900 Willowdale Rd, Morgantown, WV 26505	2.5 mi	229.6K (34.9%)
5	Morgantown Commons / 6500 Mall Rd, Morgantown, WV 26501	1.4 mi	216.2K (32.9%)
6	Sam's Club / 6001 University Town Centre Dr, Morgantown, WV 26501	0.2 mi	200.2K (30.4%)
7	Pierpont Centre / 801 Venture Dr, Morgantown, WV 26508	5.6 mi	183.4K (27.9%)
8	New Pointe Plaza / 118 Emily Dr, Clarksburg, WV 26301	30.5 mi	169.7K (25.8%)
9	Meadowbrook Mall / 2399 Meadowbrook Mall, Bridgeport, WV 26330	27.5 mi	161.4K (24.5%)
10	West Virginia University / 1 Waterfront Pl, 2nd floor, Morgantown, WV 26506	2.7 mi	159.5K (24.2%)

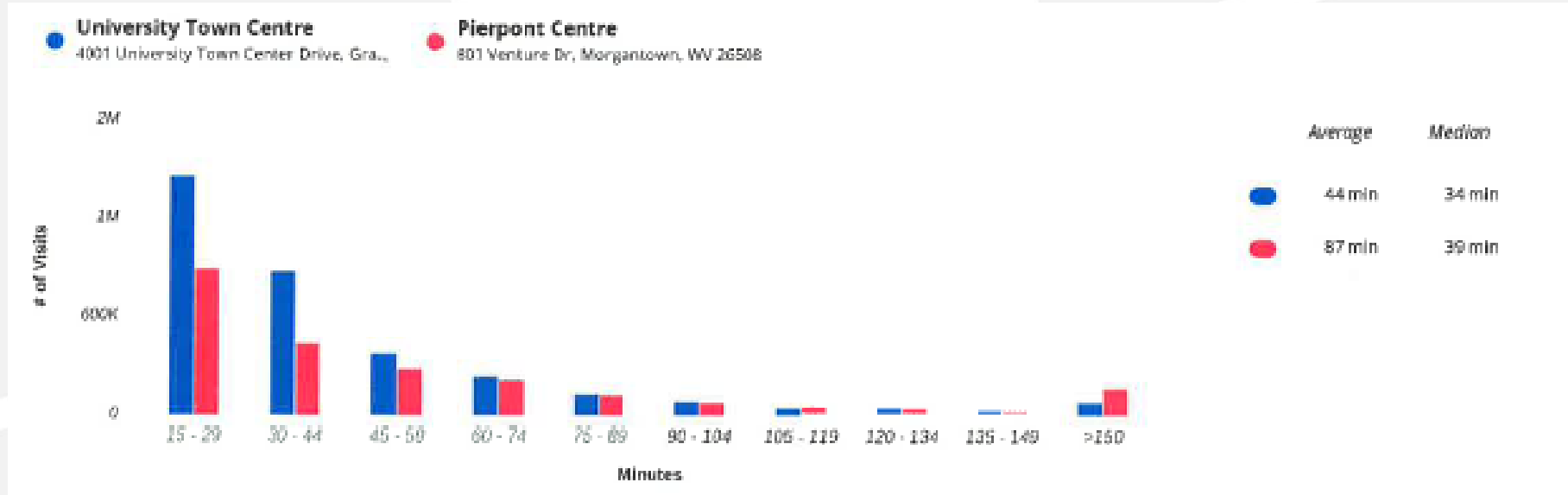
Favorite Places

Pierpont Centre

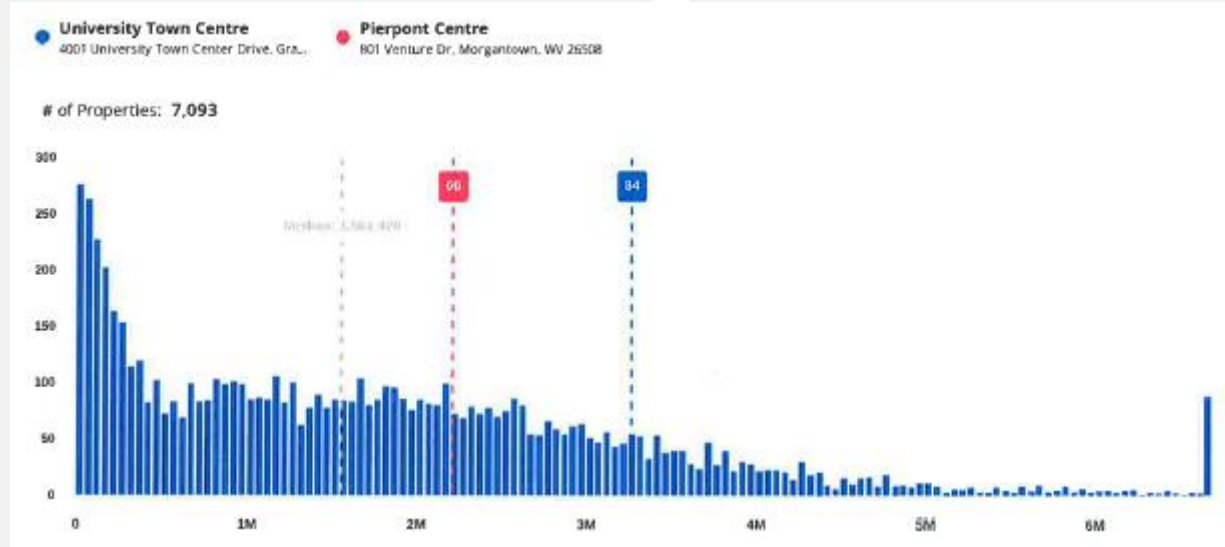
Pierpont Centre / Venture Dr, Morgantown, WV

Rank	Name	Distance	Visitors
1	University Town Centre / University Town Centre Dr, Morgantown, WV 26501	5.6 mi	219.9K (48.3%)
2	Morgantown Mall / 9500 Mall Rd, Morgantown, WV 26501	5.5 mi	205.5K (45.1%)
3	Walmart / 6051 University Town Centre Dr, Morgantown, WV 26501	5.4 mi	180.5K (39.7%)
4	West Virginia University / 1 Medical Center Dr, Morgantown, WV 26505	3.3 mi	170.9K (37.5%)
5	Target / 5001 University Town Centre Dr, Morgantown, WV 26501	5.5 mi	154.9K (34%)
6	Morgantown Commons / 6500 Mall Rd, Morgantown, WV 26501	5.7 mi	150.3K (33%)
7	Mountaineer Field at Milan Puskar Stadium / 900 Willowdale Rd, Morgantown, WV 26505	3.1 mi	138.2K (30.4%)
8	Walmart / 75 Retail Circle, Morgantown, WV 26508	5.9 mi	137.1K (30.1%)
9	Sam's Club / 6001 University Town Centre Dr, Morgantown, WV 26501	5.5 mi	134.2K (29.5%)
10	Kroger / 500 Suncrest Towne Centre Dr, Morgantown, WV 26505	2.4 mi	110K (24.2%)

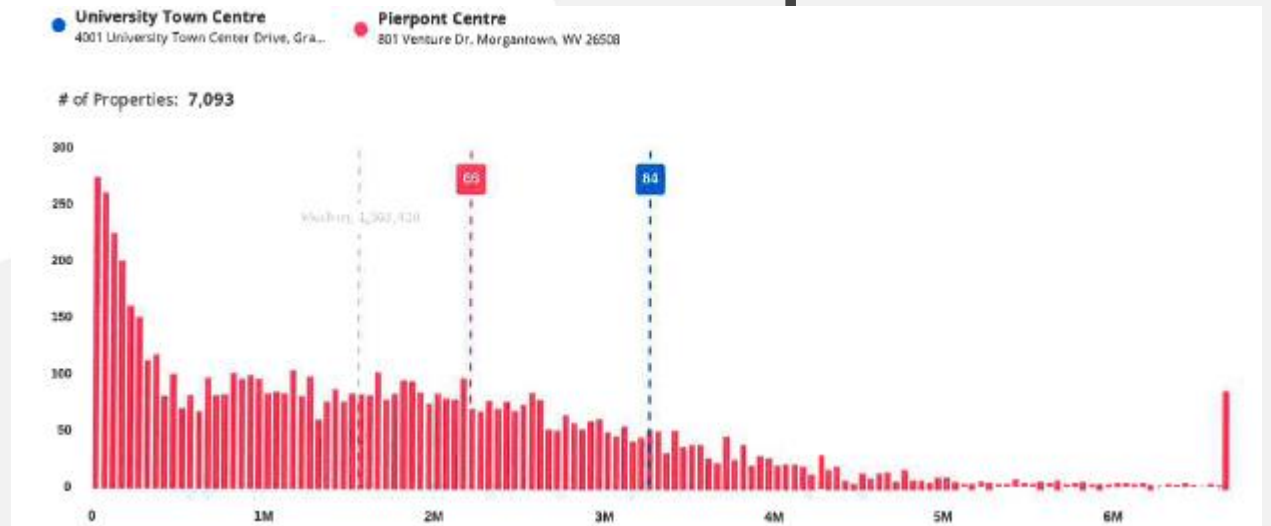
Length of Stay



Percentile Rank – University Town Centre



Percentile Rank– Pierpont Centre



Ranking Index

University Town Centre
4001 University Town Center Drive, Granville, WV 26501

of Properties: 7,093

Rank	Name	Visits
1	Mall of America / E Broadway, Bloomington, MN	23.57M
2	Village at Topanga / CA-27, Woodland Hills, CA	21.5M
3	Lakewood Center / Lakewood Center Mall, Lakewood, CA	20.5M
4	Easton Town Center / Easton Town Ctr, Columbus, OH	19.44M
5	Del Amo Fashion Center / W Carson St, Torrance, CA	18.73M
----- Skipping 1,066 results -----		
1072	Pier 70 Shopping Center / S Christopher Columbus Blvd, Philadelphia, PA	3.28M
1073	Tulare Outlets / Retherford St, Tulare, CA	3.27M
1074	University Town Centre / University Town Center Drive, Granville, WV	3.27M
1075	Highlands Center / Independent Way, Brewster, NY	3.27M
1076	Main Street Shopping Center / Cherokee Pl, Cartersville, GA	3.27M

----- Hiding 6,017 results -----

Pierpont Centre
801 Venture Dr, Morgantown, WV 26506

of Properties: 7,093

Rank	Name	Visits
1	Mall of America / E Broadway, Bloomington, MN	23.57M
2	Village at Topanga / CA-27, Woodland Hills, CA	21.5M
3	Lakewood Center / Lakewood Center Mall, Lakewood, CA	20.5M
4	Easton Town Center / Easton Town Ctr, Columbus, OH	19.44M
5	Del Amo Fashion Center / W Carson St, Torrance, CA	18.73M
----- Skipping 2,400 results -----		
2406	Shoppes at Amelia Concourse / Hwy 200, Yulee, FL	2.22M
2407	Magnolia Square / Martin Luther King Jr Blvd, Houma, LA	2.22M
2408	Pierpont Centre / Venture Dr, Morgantown, WV	2.21M
2409	Cool Springs Market / Mallory Ln, Franklin, TN	2.21M
2410	Oakbrook Plaza / Thousand Oaks, CA	2.21M

----- Hiding 4,683 results -----

