

BANKSHOT™



9 Station Playcourt - Layout Options

Everyone Plays!

Bankshot - Anatomy of the Game

Bankshot™ is a game of skill and challenge that is often described as "mini golf, but with a basketball."

Players of all ages and abilities play the "course", banking shots off the different Bankboards™ to score. Participants play alongside, not against each other. Bankshot is accessible and inclusive; everyone plays!

Playcourt

A Bankshot™ Playcourt consists of a varying number of "stations," depending upon the overall size of the Playcourt. Playcourts are designed to fit your community and space, and may include from 9 to 24 stations.

Station

Each Station features a uniquely shaped Bankboard™. Stations are organized from easiest to most challenging. The sequence of stations can be tailored to your specific location and layout.

Floor

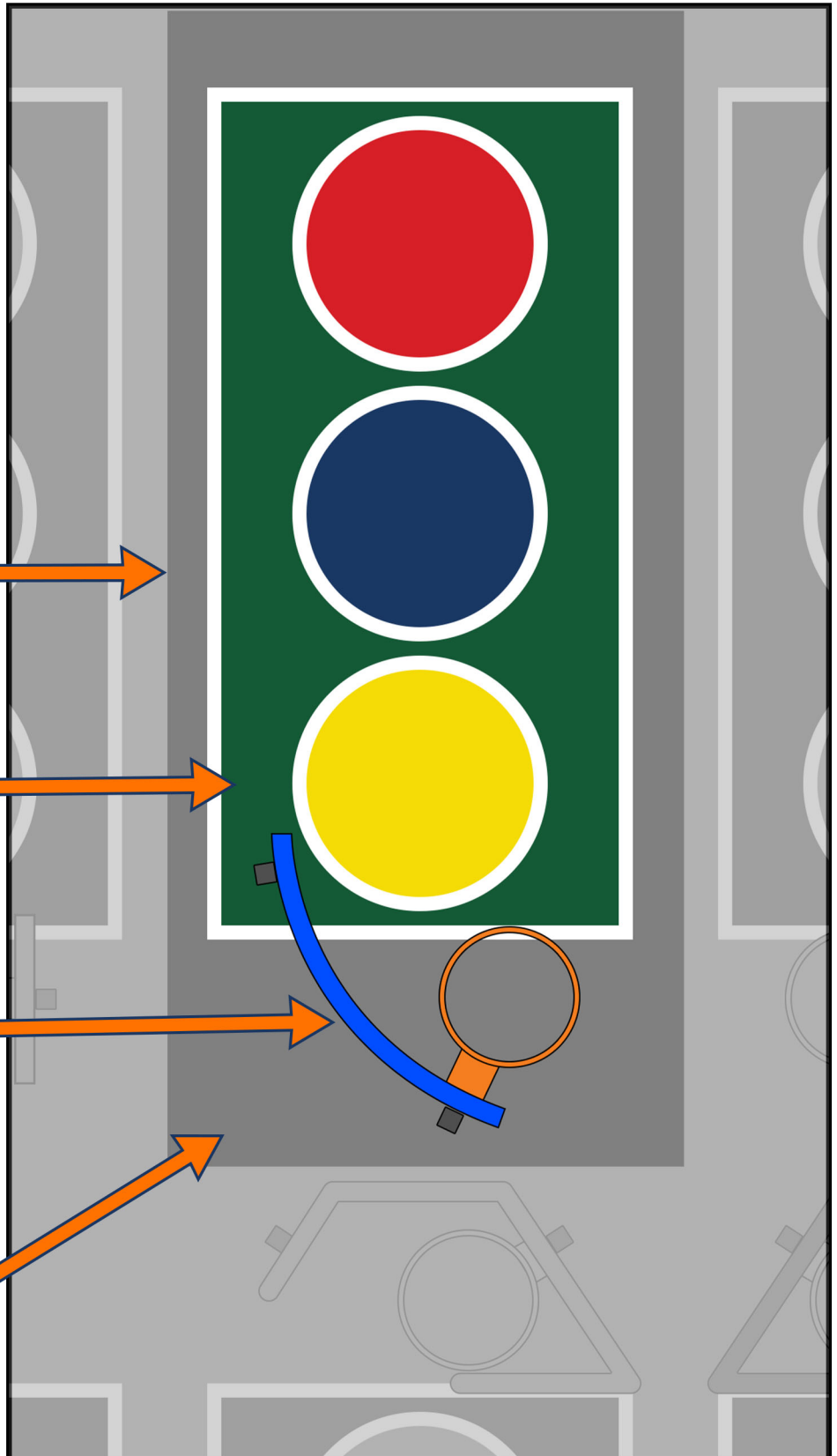
Players try shots from each of the shooting positions on the floor, moving on to the next station once they make a shot. We work with your installers or landscape architects to design floors that fit your specific space.

BankBoard

Bankshot Bankboards™ are custom made, fitted with traditional basketball rims and supported on steel poles, either embedded or anchor-bolted into the playing surface. They are built to withstand the elements, offering years of play.

Construction Lane

This space is where the Bankboards are installed for each station. This space is flexible, requiring only a minimum of 2.5 feet for each station.



Bankshot Playcourt Floor Design Ideas

This floor design is shaped like a traditional basketball court “key” and can be sized to fit your space.

Players can be creative, trying shots from anywhere in the “key.”

The simple two position scoring is fun for single or group play.

This layout is ideal for smaller spaces, offering a smaller footprint so stations can be spaced more closely together.

The two position scoring offers simpler scoring and faster play.

This inclusive design is great for any age or ability, and works well for solo or group play!

With a colorful design, the three shooting positions offer increasing challenge and fun to each game.



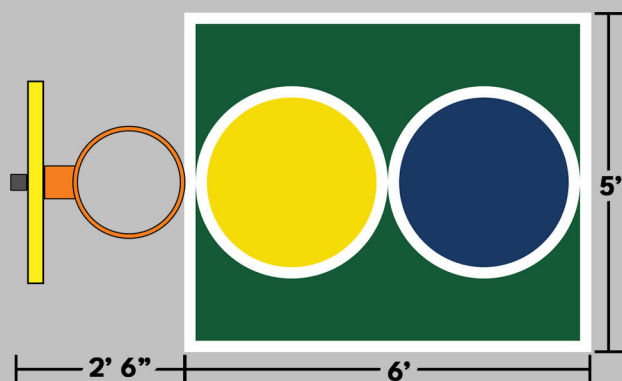
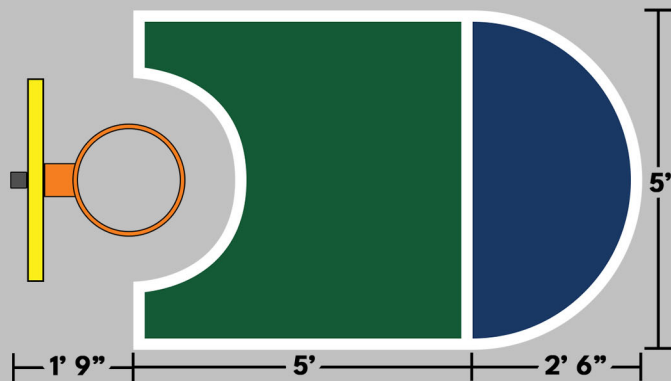
The outer green area can be sized up or down to fit your space.

The primary colors appeal to people of all ages and abilities.






Featuring both shapes and scores, this design works for any style of game; solo play, group play, or even leagues and tournaments.

The colors and shapes are bright and bold, and can also be matched to your location’s specific style or theme.

Flexible sizing and spacing make this an attractive layout for any location.

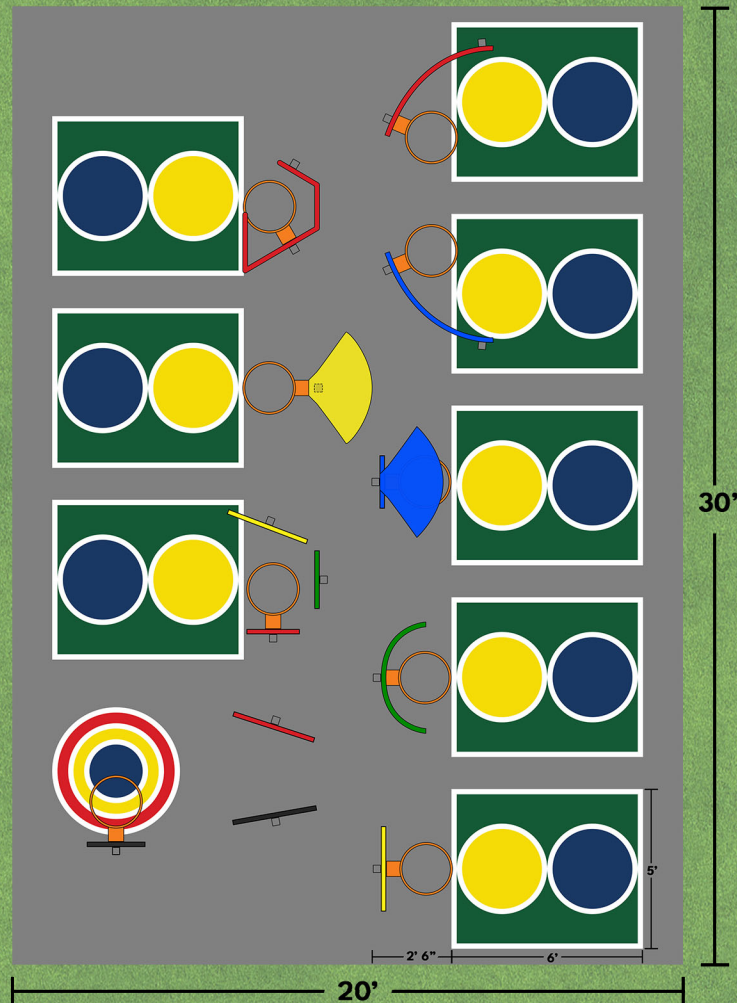


9 Station Playcourt - Station List

Station #	Name	Icon	Boards	Board Shape(s)	Pole Qty	Pole Size	Inches Above Ground	Inches Below Ground
1	Straight Away		1	Kite	1	12' 10"	122"	32"
2	Any		1	Half-Round	1	12' 10"	122"	32"
3	Double Bank Down		1	Fan Forward	1	11' 6"	106"	32"
			1	Square Slide-Down				
4	Wrap Around - Left		1	Large Curve	2	12' 10"	122"	32"
5	Wrap Around - Right		1	Large Curve	2	12' 10"	122"	32"
6	Ricochet Small Right		1	Flap Upper Right	2	12' 10"	122"	32"
7	Roll Back		1	Fan Back	1	11' 6"	106"	32"
8	Double Glance		1	Kite	1	12' 10"	122"	32"
			1	Rectangle	1	11' 6"	106"	32"
			1	Square-capped	1	7' 0"	64"	20"
9	Black Hole		1	Kite	1	12' 10"	122"	32"
			1	Kite	1	12' 10"	122"	32"
			1	Square-capped	1	7' 0"	64"	20"

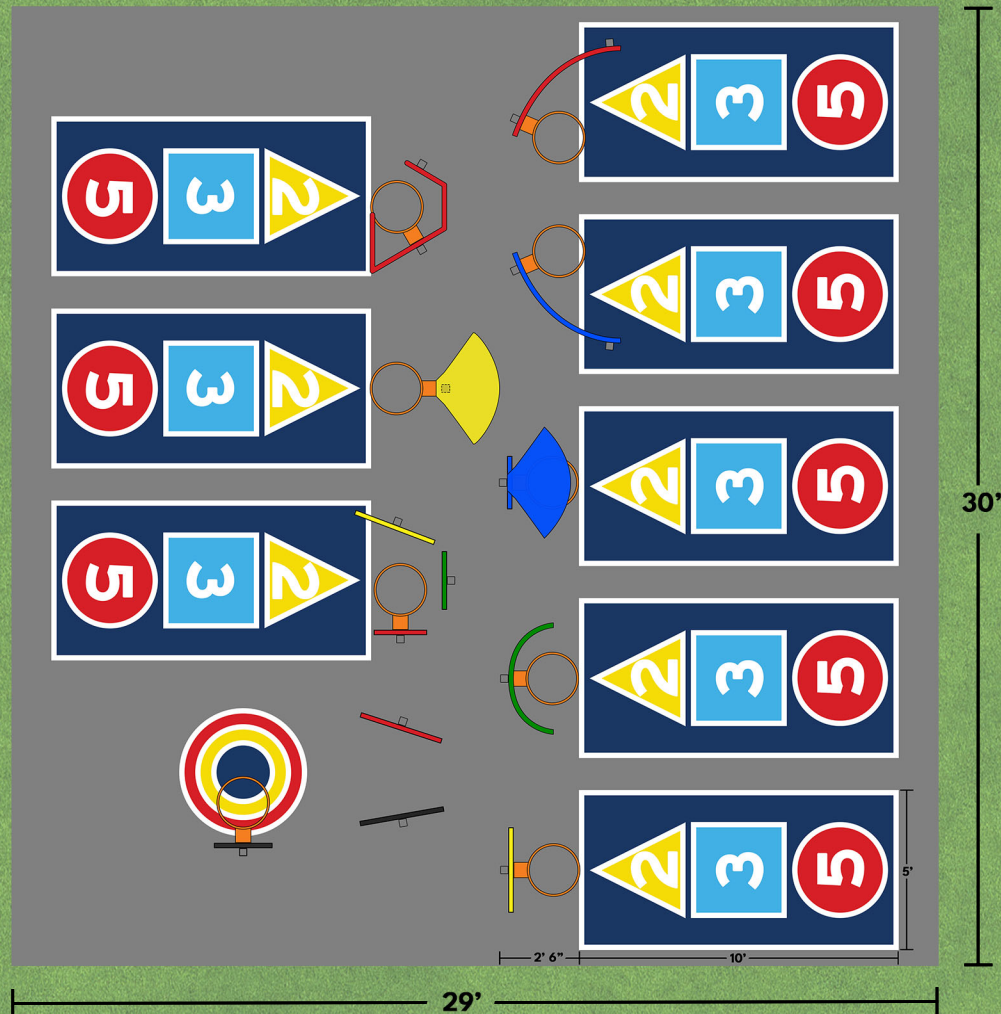
9 Station Playcourt - Layout Options

2 Position Floor



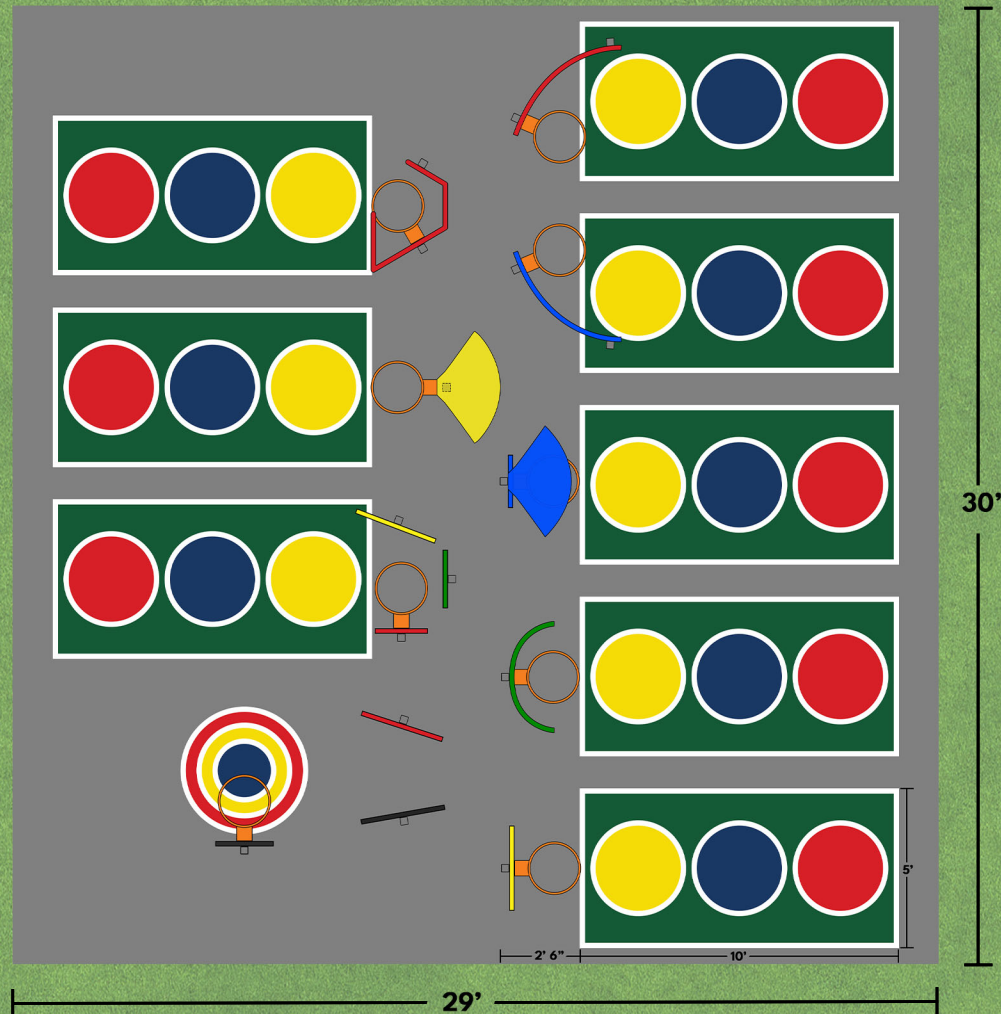
9 Station Playcourt - Layout Options

3 Position Floor



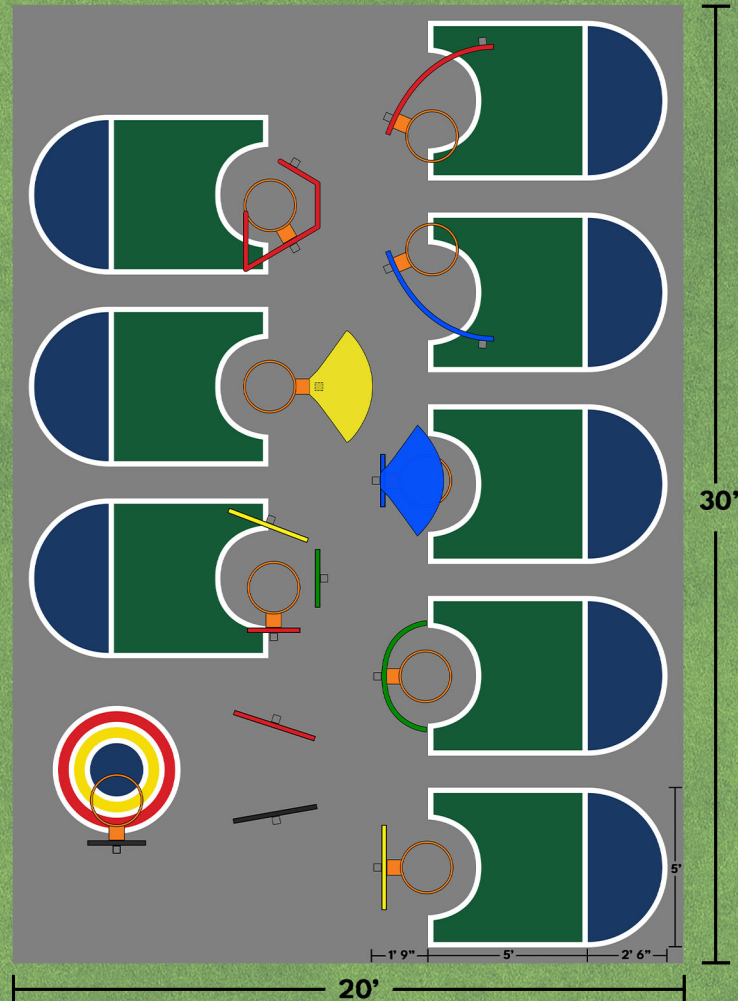
9 Station Playcourt - Layout Options

3 Position Floor



9 Station Playcourt - Layout Options

2 Position Floor - "The Key"



9 Station Playcourt - Station List

<i>Board Shape(s)</i>	<i>Qty.</i>
Fan Back	1
Fan Forward	1
Flap Upper Right	1
Half-Round	1
Kite	4
Large Curve	2
Rectangle	1
Square Slide-Down	1
Square-capped	2
Grand Total	14

<i>Pole Size</i>	<i>Qty.</i>
11' 6"	3
12' 10"	11
7' 0"	2
Grand Total	16

3 inch square structural tubing, 3/16ths of an inch wall thickness.
[also called "carbon steel boxed tubing, welded seam"]

Note: This is our standard station selection sequence for this layout.
Colors and sequence may vary, and can be tailored to your specific location and community.

