



AIR  
REST

2023



SHANGHAI JILONG SPORT AND LEISURE PRODUCTS CO., LTD

3F & 6F, Tower A1, No.2555 Xiupu Road, Kangqiao,  
Pudong Area, Shanghai, 201315, P.R.China

Tel: +86-21-58942200 Fax: +86-21-58940305/58940434 E-mail: info@jilong.com Web: www.jleisure-global.com

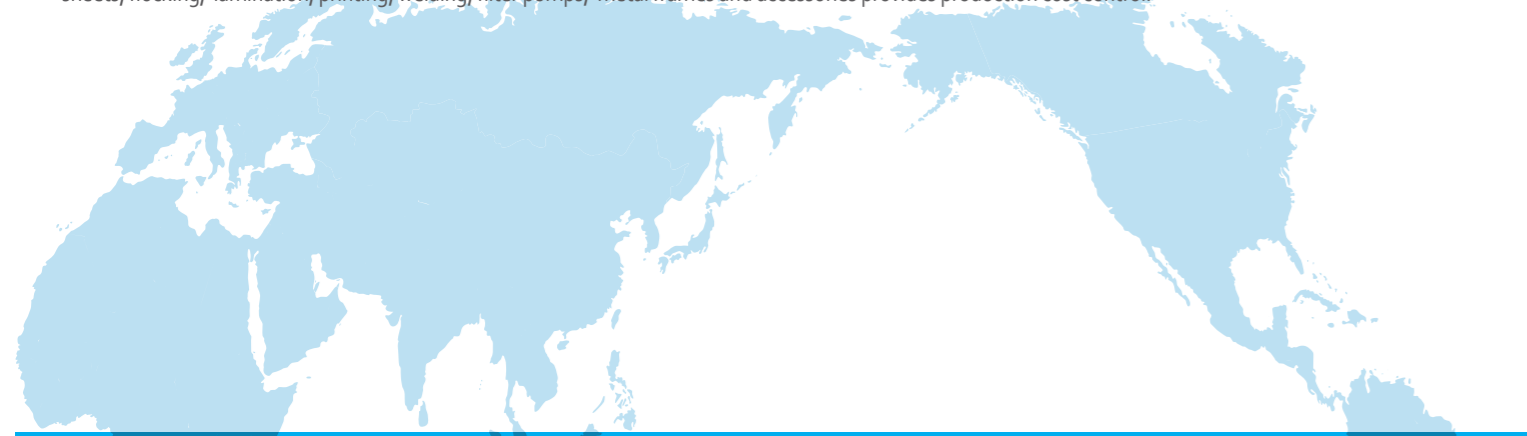


CONFIDENTIAL

avenli<sup>®</sup>  
CONFIDENTIAL

# Over 30 Years Experience

JILONG is an export-oriented manufacturer of plastic leisure products with over 30 years of experience in R&D, high-quality manufacturing and worldwide sales. Sincerity, Practicality and Innovation has always been our business philosophy. All JILONG Manufacturing facilities are located within specially designated development zones which offer very favorable tax policies, utilities, new up to date infrastructure, and most importantly the major portion of our workforce originates in this zone, therefore lowering employee turnover, increasing a skilled retainable workforce. 100% of JILONG's capacity both manufacturing and component sourcing, is located within 300km of the Shanghai region. In house mass production for PVC sheets, flocking, lamination, printing, welding, filter pumps, metal frames and accessories provides production cost control.



## - VERTICALLY INTEGRATED

JILONG completes a vertical chain from producing raw materials to end products. JILONG owns production lines of PVC film, silkscreen printing, high-frequency welding, sewing, and packing.

## - WORLD WIDE VISION

JILONG products reach customers including global retailers in more than 50 countries in Europe, North America, Australia, and Asia, etc. With 6 subsidiaries worldwide, we are one of the major suppliers of plastic leisure products globally.

## - CREATIVE IDEAS

JILONG's R&D team innovates hundreds of new products every year with superior design, Quality and environmentally-friendly compliance. Requirements of the global market and safety regulations are closely monitored. Various technical parameters of each new product have been tested and verified by the internal professional lab.

Our company always promotes internal management and staff training in strict accordance with the management norms and work standards of professional organizations such as regulatory authorities and industry associations, and has already obtained relevant certifications.



SHANGHAI-Head Office



JIANGSU-Facility

# PRODUCTS AND BRANDS



# SAFETY & QUALITY

## EUROPE

- REGULATION (EC) No 1907/2006 "concerning the Registration, Evaluation, Authorisation and Restriction of Chemicals (REACH)"
- DIRECTIVE 2011/65/EU "on the restriction of the use of certain hazardous substances in electrical and electronic equipment(ROHS)"
- DIRECTIVE 94/62/EC "on packaging and packaging waste"
- 2014/30/EU " Electromagnetic Compatibility Directive"
- 2014/35/EU " Low Voltage Directive"
- DIRECTIVE 2012/19/EU " Waste electrical and electronic equipmng (WEEE)"

## NORTH AMERICA

- UL 1450:2010 Ed.4+R:04Sep2019 Motor-operated Air Compressors, Vacuum Pumps, and Painting Equipment
- CSA C22.2#68:2018 Ed.8+U1 Motor-Operated Appliances (Household and Commercial) (R2019)
- AS/NZS 4417 Regulatory Compliance Mark(RCM)

## QUALITY ASSURANCE



The entire production process adopts a traceable management mode, and records and image acquisition are carried out in the incoming inspection of raw materials, the testing of key controlled substances, product durability experiments, online quality supervision, finished product inflation inspection, shipping and loading containers, etc., to ensure ensure the delivered products could meet the safety requirements and the products are authentic and reliable.

CONFIDENTIAL

The block displays logos for the following institutions:

- BUREAU VERITAS
- SGS
- Intertek (Total Quality. Assured.)
- TÜV SÜD GREATER CHINA
- TÜVRheinland®

**W**e maintain good cooperative relations with some well-known testing institutions, grasping/ and grasp the latest changes in safety regulations to ensure that our products could comply with the laws and regulations of various countries where they are sold, so as to protect the life and property safety of consumers.

# SUPPORT

- Most of the products are equipped with instructions to guide consumers to use the product correctly.
- Jilong has established an online information access platform. Consumers can quickly check and download e-manuals and review FAQs of related products by logging on to our website.

- |  |  |   |
|--|--|---|
| <b>Step 1:</b>   | <b>Step 2:</b>   | <b>Step 3:</b>  |
| Login website:<br><a href="http://www.zraysports.com">www.zraysports.com</a><br><a href="http://www.avenli.com">www.avenli.com</a><br><a href="http://www.sunclubglobal.com">www.sunclubglobal.com</a> | Select corresponding information according to product categories | If Manual & FAQ is not helpful, please send email to <a href="mailto:info@jilong.com">info@jilong.com</a> |

# SALES AND MARKETING



- We have over 30 years of experience in inflatable industry to support our global partners.
- We are constantly upgrading our packaging, sales promotion material, product manuals and other sales tools to service customers around the world, including big retail-chains, internet sellers, distributors, independent shops, etc.

CONFIDENTIAL

# PACKAGING

“ Packaging has a huge impact on consumers’ shopping attitude, so we strive to design the most attractive and unique packaging styles to continuously enhance the cohesion and image of our brand. We take packaging as a part of the product, and in multiple products of different categories and series, each packaging style has its own characteristics, highlighting our great advantages in design and image, and providing our sales a competitive advantage. Our packaging is aimed at stimulating sales by constantly surpassing ourselves and increasing our appeal, which is why we can continuously improve and ensure part of the success of our sales strategy.



**CONFIDENTIAL**



Brand for courtyard and home products, Including Spa/Pool/Air Bed & Sofa.  
<http://www.avenlihome.com>

## STORE DISPLAY



# TABLE OF CONTENT

01   Standard	16
02   Advanced	24
03   Superior	32
04   Professional	35
05   Camping	38
06   Kid Airbed	42
07   Furniture	46
08   Accessories	52

**CONFIDENTIAL**

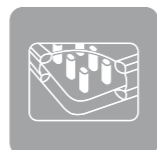
# TECHNOLOGY

## CONSTRUCTION



SOFTER

COIL-BEAM CONSTRUCTION



LONGITUDINAL I-BEAM STRUCTURE



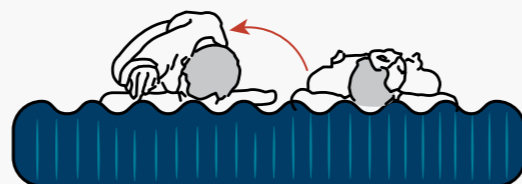
SUPPORTIVE

WIDTHWISE I-BEAM STRUCTURE

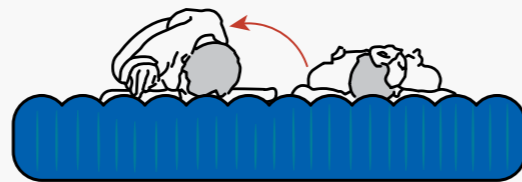


### DIFFERENT STRUCTURES BRING DIFFERENT FLATNESS

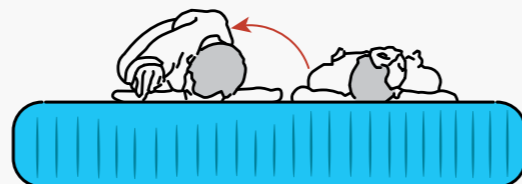
#### Coil-Beam Construction



#### Longitudinal I-Beam structure



#### Widthwise I-Beam structure



CONFIDENTIAL


# TECHNOLOGY-BEAM MATERIAL

## LAMI-TECH™ MATERIAL

*BRING YOU EVERY WONDERFUL NIGHT!*

LAMI-TECH™ material is derived from the perfect combination of high-strength polyester fiber cloth and PVC. High-strength polyester fiber cloth will not stretch over time, providing AIRBED with excellent support and longer-term comfort.

## INNOVATIVE



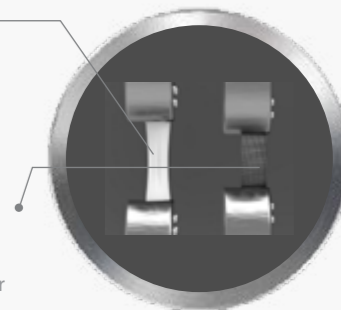
CONFIDENTIAL

### Traditional PVC vinyl Beam

- Easy Stretch
- Volume enlarged
- Air Pressure decrease faster

### LAMI-TECH™ BEAM

- Super stretch-resistant
- Volume changed a bit
- Air Pressure decrease slower



- ✓ High-strength polyester fiber cloth enhances the durability of PVC.



**Right Firmness**  
Contour to Body Shape. Natural Spinal Alignment. Better Blood Circulation.



**Too Firm**  
Spine curves upwards. High pressure points on shoulder and hip.



**Too Soft**  
Spine curves downwards. Sagging, less support to body part.

# PUMP INNOVATION

PROVIDES EXCELLENT COMFORT TO ENSURE A GOOD NIGHT SLEEP.



QUIET FOR GOOD SLEEPING




NO VIBRATION



SUPER FAST INFLATION

## Rapid Air™ TECH



Wide Opening fast Built-in Pump

**FASTER & QUIETER**  
 -Super fast inflation by 30%  
 -Fast deflation Zero dB

Ø7.5cm  
 Wide Opening  
 Fast Deflation



Standard fast Built-in Pump

**FASTER**  
 -30% increase in inflation speed  
 -Can inflate by other pumps



Battery Fast built-in Pump

-The built-in air bed can be inflated, and it can be used as an external air pump when taken out  
 DC12V\*8\*AA battery

## Auto Air™ TECH



Automatic Re-inflation Built-in Pump

When air pressure goes down to a certain level, the second pump will start to inflate quietly to keep the bed supportive and comfortable.



3 levels of air pressure setting : Soft, Medium & Firm Pump will inflate automatically to choosed setting to ensure the firmness quietly.


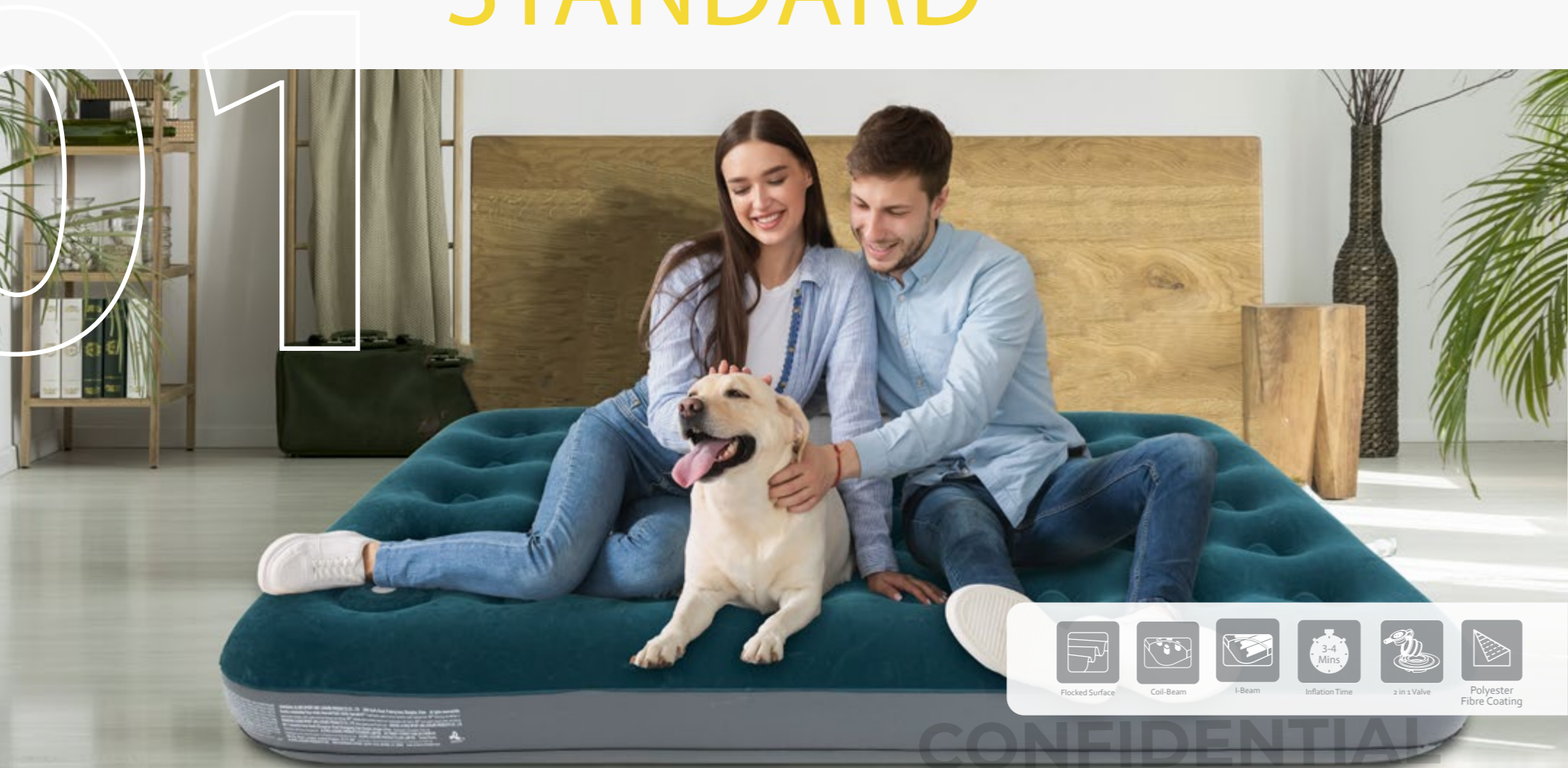


Automatic inflation stop built-in pump

-Automatically stop inflation when the set air pressure is reached  
 -More precise, electronic sensor control

CONFIDENTIAL

# STANDARD



CONFIDENTIAL

Standard

## avenli 01

COIL-BEAM STANDARD SERIES

### FLOCKED AIRBED

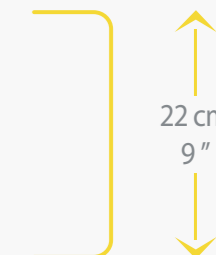
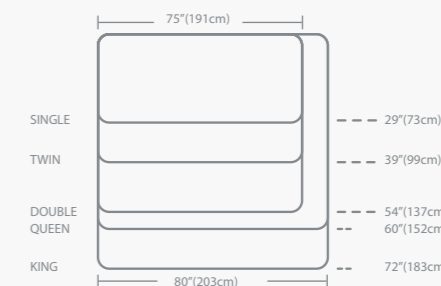
- Strong vinyl coil beam construction
- Soft and comfortable with flocked surface
- Super safety valve helps rapid inflation and deflation
- Folds easily for storage and travel
- Convenient both for indoor and outdoor use
- Various size and color option available
- Repair patch, Color box



Inflation Time

Coil-Beam

2 in 1 Valve



Type	Inflated Size	Coil Beam	Packing	Inflation Time	Case Pack	Item Number
Single	191cmx73cmx22cm (75"x29"x9")	24	Color box		0.038cbm/6pcs	20411
Twin	191cmx99cmx22cm (75"x39"x9")	32	Color box		0.048cbm/6pcs	20334
Double	191cmx137cmx22cm (75"x54"x9")	40	Color box		0.039cbm/4pcs	20256
Queen	203cmx152cmx22cm (80"x60"x9")	48	Color box		0.052cbm/4pcs	20256-1
King	203cmx183cmx22cm (80"x72"x9")	56	Color box		0.029cbm/2pcs	20256-5

CONFIDENTIAL

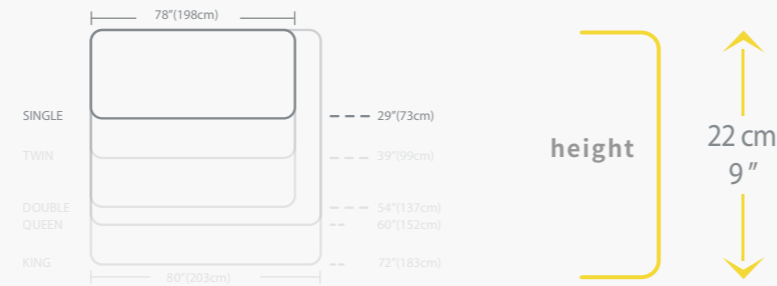
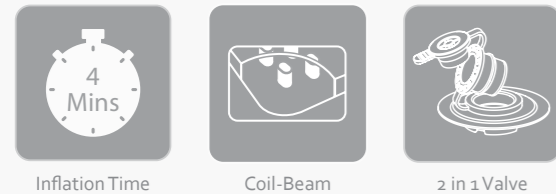
Standard

# avenli 01

## COIL-BEAM STANDARD SERIES

### 4 IN 1 FLOCKED AIRBED

- Strong vinyl coil beam construction
- Soft and comfortable with flocked surface
- 4 in 1 functions: single bed, 2 single beds, double bed, and high raised single bed
- Super safety valve helps rapid inflation and deflation
- Repair Patch, Color box



Type	Inflated Size	Pillow	Inflation Time	Coil Beam	Packing	Case Pack	Item Number
Single *2	191cmx73cmx22cm (75"x29"x9") x 2pc	2	4 Mins	24 x 2	Color box	0.045cbm/4pcs	27317

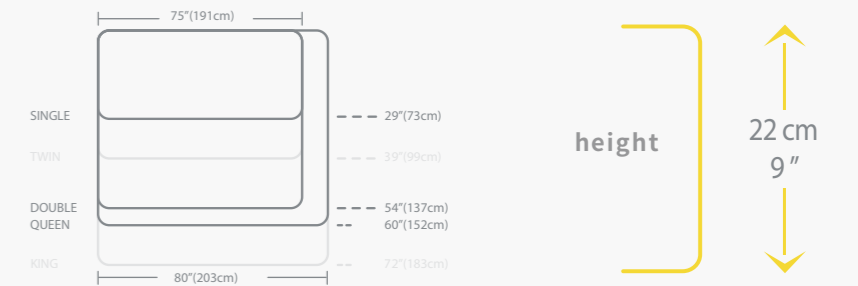
**CONFIDENTIAL**  
Standard

# avenli 01

## COIL-BEAM STANDARD SERIES

### FLOCKED AIRBED COMBO SET

- Soft flocked surface for comfortable
- Strong vinyl I-Beam construction for supportive
- Easy inflate & deflate with built-in electric pump
- Easy folding for storage
- Convenient indoor use
- A carry bag included for easy storage
- Color box, repair patch



Type	Inflated Size	Pillow	Pump	Packing	Inflation Time	Case Pack	Item Number
Single	191cmx73cmx22cm (75"x38"x9")	/	29P386	Color box	4 Mins	0.040cbm/4pcs	24040
Double	191cmx137cmx22cm (75"x54"x9")	2	29P386	Color box	4 Mins	0.031cbm/2pcs	24032
Queen	203cmx152cmx22cm (80"x60"x9")	2	29P386	Color box	4 Mins	0.038cbm/2pcs	21470

Standard

**CONFIDENTIAL**



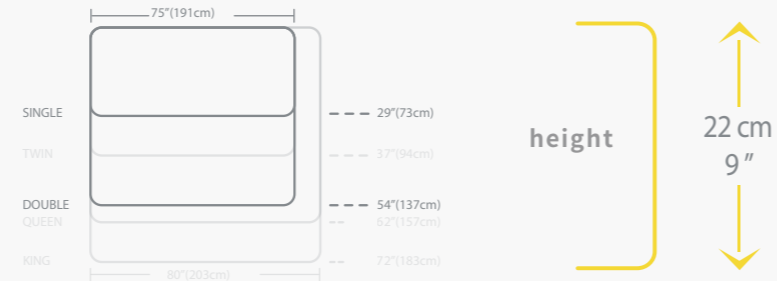
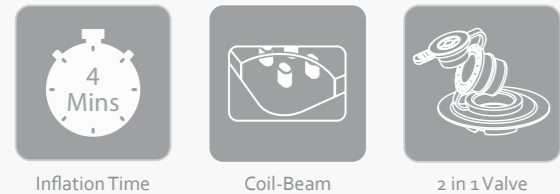
# avenli 01

## COIL-BEAM STANDARD SERIES

### FLOCKED AIRBED WITH BUILT-IN FOOT PUMP

NEW

- Heavy duty & pre-tested vinyl
- Soft flocked surface for comfortable
- Strong vinyl Coil-Beam construction for supportive
- Easy folding for storage
- Convenient indoor and outdoor use
- Contents: 1pc airbed, repair patch



Type	Inflated Size	Coil-Beam	Packing	Inflation Time	Case Pack	Item Number
Single	191cmx73cmx22cm (75"x28.5"x9")	23	Color box		0.050cbm/6pcs	24130
Double	191cmx137cmx22cm (75"x53.5"x9")	47	Color box		0.048cbm/3pcs	24131

**CONFIDENTIAL**  
Standard

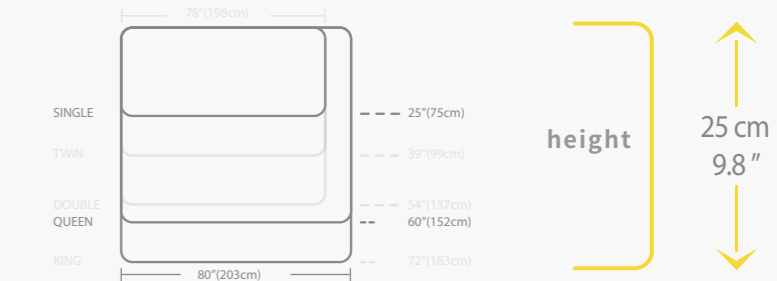

# avenli 01

## I-BEAM COMFORTABLE SERIES (LAMI-TECH™ MATERIAL)

### FLOCKED AIRBED

NEW

- Heavy duty & pre-tested vinyl
- Soft flocked surface for comfortable
- Strong I-Beam construction for supportive
- Super safety valves for rapid inflation and deflation
- Easy folding for storage
- Convenient indoor and outdoor use
- Contents: 1pc bed , repair patch



Type	Inflated Size	I-Beam	Packing	Inflation Time	Case Pack	Item Number
Single	191cmx76cmx25cm (75"x30"x10")	4	Color box	1'30"	0.033cbm/4pcs	24160
Double	191cmx137cmx25cm (75"x54"x10")	7	Color box		0.037cbm/3pcs	24140
Queen	203cmx152cmx25cm (80"x60"x10")	8	Color box	2'50"	0.054cbm/3pcs	24161


**CONFIDENTIAL**  
Standard

# avenli 01

I-BEAM COMFORTABLE SERIES (LAMI-TECH™ MATERIAL)

## FLOCKED AIRBED WITH BUILT-IN ELECTRIC PUMP

- Heavy duty & pre-tested vinyl
- Soft flocked surface for comfortable
- Strong vinyl I-Beam construction for supportive
- Easy folding for storage
- Convenient indoor and outdoor use
- Contents: 1pc airbed, repair patch

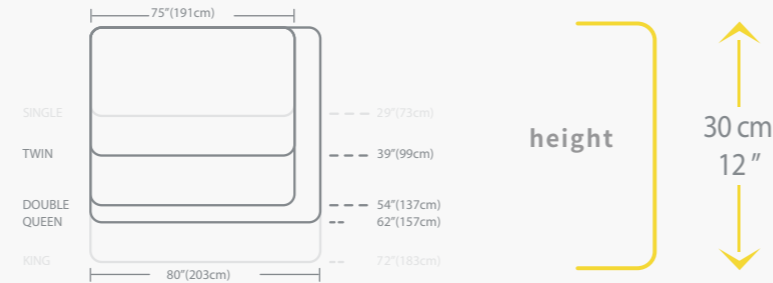


Polyester Fiber Coating Beam



Standard fast Built-in Pump

-EU: 220-240V  
-GB: 220-240V  
-US: 110-120V



height


30 cm  
12"

# avenli 01

I-BEAM COMFORTABLE SERIES (LAMI-TECH™ MATERIAL)

## FLOCKED AIRBED WITH BATTERY BUILT-IN PUMP

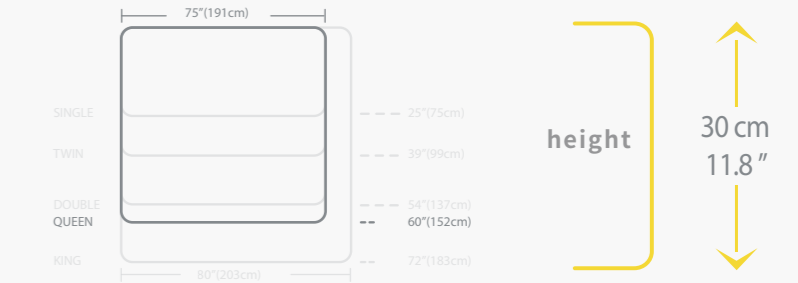
- Internal and external dual-purpose dry battery electric pump
- The built-in air bed can be inflated, and it can be used as an external air pump when taken out DC12V, 8 x AA battery



Inflation Time

Coil-Beam

2 in 1 Valve



height

30 cm  
11.8"

Type	Inflated Size	I-Beam	Carry Bag	Packing	Inflation Time	Case Pack	EU	GB	Item Number
Twin	191cmx99cmx30cm (75"x39"x12")	4	✓	Color box	51"	0.045cbm/3pcs	24141EU	24141GB	24141US
Double	191cmx137cmx30cm (75"x54"x12")	7	✓	Color box	1'15"	0.059cbm/3pcs	24162EU	24162GB	24162US
Queen	203cmx152cmx30cm (80"x60"x12")	7	✓	Color box	1'40"	0.038cbm/2pcs	24142EU	24142GB	24142US










CONFIDENTIAL

Standard

Type	Inflated Size	I-Beam	Carry Bag	Packing	Inflation Time	Case Pack	Item Number
Queen	191cmx152cmx30cm (75"x60"x11.8")	36	✓	Color box		0.035cbm/2set	24098

Standard



-  Flocked Surface
-  I-Beam Construction
-  I-Beam
-  Coil-Beam
-  Surrounding Frame Support
-  Polyester Fibre Coating
-  Built-In Electric Pump
-  Fast Deflation
-  Rapid Air pump

# ADVANCED

CONFIDENTIAL

Advanced


## avenli 02

I-BEAM COMFORTABLE SERIES (LAMI-TECH™ MATERIAL)

### FLOCKED AIRBED WITH BUILT-IN ELECTRIC PUMP

- Heavy duty & pre-tested vinyl
- Soft flocked surface for comfortable
- Strong I-Beam construction for supportive
- Easy inflate & deflate with built-in electric pump
- Easy folding for storage
- Convenient indoor use
- Contents: 1pc airbed, 1pc carry bag, manual, repair patch

NEW

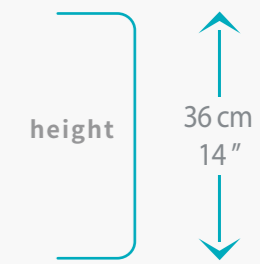
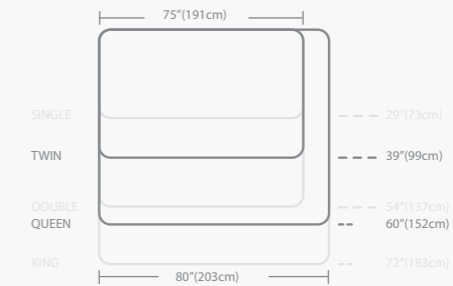


- Polyester Fiber Coating Beam



Standard fast Built-in Pump

- EU: 220-240V
- GB: 220-240V
- US: 110-120V



Type	Inflated Size	I-Beam	Carry Bag	Packing	Inflation Time	Case Pack	EU	GB	US
Twin	191cmx99cmx36cm (75"x39"x14")	4	✓	Color box	1' 10"	0.059cbm/3pcs	24143EU	24143GB	24143US
Queen	203cmx152cmx36cm (80"x60"x14")	7	✓	Color box	2' 05"	0.048cbm/2pcs	24144EU	24144GB	24144US

Advanced

CONFIDENTIAL

# avenli 02

I-BEAM COMFORTABLE SERIES (LAMI-TECH™ MATERIAL)

## HIGH-RAISED FLOCKED AIRBED WITH BUILT-IN ELECTRIC PUMP

NEW

- Heavy duty & pre-tested vinyl
- Soft flocked surface for comfortable
- Strong I-Beam construction for supportive
- Easy inflate & deflate with built-in electric pump
- Easy folding for storage
- Convenient indoor use
- Contents: 1pc airbed, 1pcs carry bag, manual, repair patch




# avenli 02

I-BEAM COMFORTABLE SERIES (LAMI-TECH™ MATERIAL)

## HIGH-RAISED FLOCKED AIRBED WITH BUILT-IN ELECTRIC PUMP

NEW

- Heavy duty & pre-tested vinyl
- Soft flocked surface for comfortable
- Strong I-Beam construction for supportive
- Easy inflate & deflate with built-in electric pump
- Easy folding for storage
- Convenient indoor use
- Contents: 1pc airbed, 1pcs carry bag, manual, repair patch

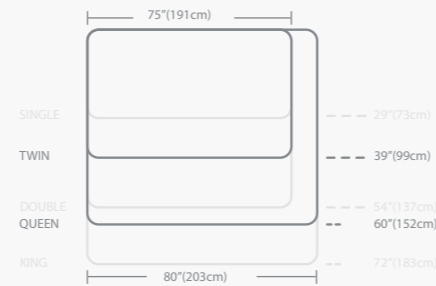


- Polyester Fiber Coating Beam




Standard fast Built-in Pump

-EU: 220-240V  
-GB: 220-240V  
-US: 110-120V



height

33 cm  
13"

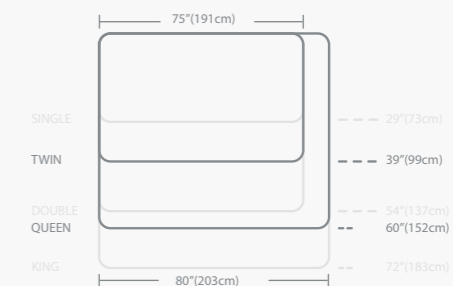


- Polyester Fiber Coating Beam



Standard fast Built-in Pump

-EU: 220-240V  
-GB: 220-240V  
-US: 110-120V



height

46 cm  
18"

Type	Inflated Size	I-Beam	Carry Bag	Packing	Inflation Time	Case Pack	EU	GB	US
Twin	191cmx99cmx33cm (75"x39"x13")	4	✓	Color box	1' 15"	0.040cbm/2pcs	24135GB	24135US	24135US
Queen	203cmx152cmx33cm (80"x60"x13")	7	✓	Color box	2' 05"	0.053cbm/2pcs	24133GB	24133US	24133US

CONFIDENTIAL

Advanced

Type	Inflated Size	I-Beam	Carry Bag	Packing	Inflation Time	Case Pack	EU	GB	US
Twin	191cmx99cmx46cm (75"x39"x18")	4	✓	Color box	1' 50"	0.045cbm/2pcs	24149GB	24149US	24149US
Queen	203cmx152cmx46cm (80"x60"x18")	7	✓	Color box	3' 20"	0.054cbm/2pcs	24150EU	24150GB	24150US

CONFIDENTIAL


Advanced

# avenli 02

I-BEAM COMFORTABLE SERIES (LAMI-TECH™ MATERIAL)

## HIGH-RAISED AIRBED WITH BUILT-IN ELECTRIC PUMP

- Heavy duty & pre-tested vinyl
- Soft flocked surface for comfortable
- Strong vinyl I-Beam construction for supportive
- Easy inflate & deflate with built-in electric pump
- Easy folding for storage
- Convenient indoor use
- A carry bag included for easy storage
- Color box, repair patch

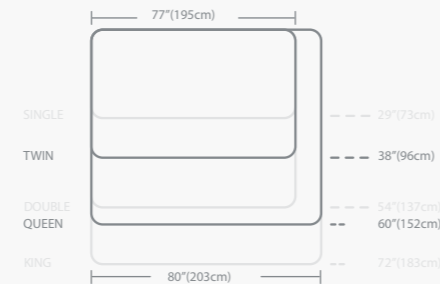


- Polyester Fiber Coating Beam



Standard fast Built-in Pump

- EU: 220-240V
- GB: 220-240V
- US: 110-120V



height


46 cm  
18"

# avenli 02

COIL-BEAM STANDARD SERIES

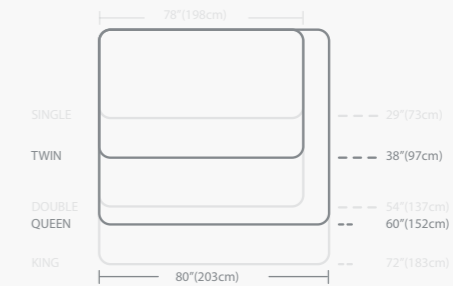
## HIGH-RAISED FLOCKED AIRBED WITH ELECTRIC PUMP

- A built-in pillow and a bulged surrounding frame add sleeping comfort and prevent user from rolling off the bed
- Strong vinyl coil beam construction
- 3-layer high raised platform (47cm/18.5") provides exceptional comfort of sleeping and makes it easy to get up from bed
- Soft and comfortable with flocked surface
- Quick and easy to inflate and deflate with a built-in electric pump
- A carry bag included for a hassle free storage
- Repair Patch. Color box



Wide Opening fast Built-in Pump

- EU: 220-240V
- GB: 220-240V
- US: 110-120V



height

46 cm  
18"

Type	Inflated Size	I-Beam	Carry Bag	Packing	Inflation Time	Case Pack	EU	GB	US
Twin	195cmx96cmx46cm (77"x38"x18")	4	✓	Color box		0.040cbm/2pcs	24017EU	24017GB	24017US
Queen	203cmx152cmx46cm (80"x60"x18")	7	✓	Color box		0.061cbm/2pcs	24018EU	24018GB	24018US

CONFIDENTIAL

Advanced

Type	Inflated Size	Coil-Beam	Carry Bag	Packing	Inflation Time	Case Pack	EU	GB	US
Twin	196cmx97cmx47cm (77"x38"x18.5")	21	✓	Color box		0.039cbm/2pcs	27489EU	27489GB	27489US
Queen	203cmx157cmx47cm (80"x62"x18.5")	42	✓	Color box		0.051cbm/2pcs	27490EU	27490GB	27490US

CONFIDENTIAL

Advanced

# avenli 02

## COIL-BEAM STANDARD SERIES

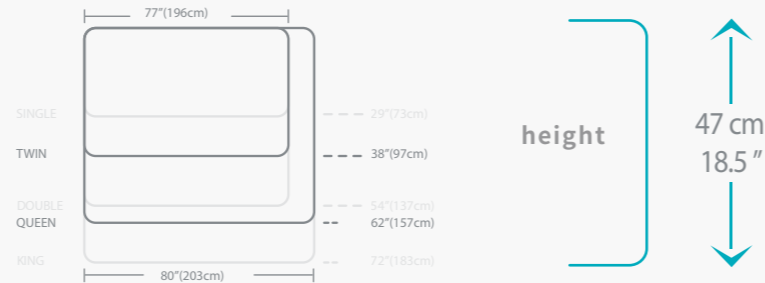
### HIGH-RAISED AIRBED WITH BUILT-IN ELECTRIC PUMP

- A built-in pillow and a bulged surrounding frame add sleeping comfort and prevent user from rolling off the bed
- Strong vinyl coil beam construction
- 3-layer high raised platform (47cm/18.5") provides exceptional comfort of sleeping and makes it easy to get up from bed
- Soft and comfortable with flocked surface
- Quick and easy to inflate and deflate with a built-in electric pump
- A carry bag included for a hassle free storage
- Repair Patch. Color box



Standard fast Built-in Pump

- EU: 220-240V
- GB: 220-240V
- US: 110-120V

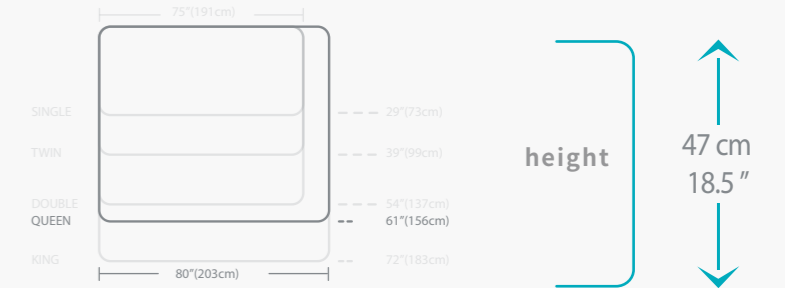
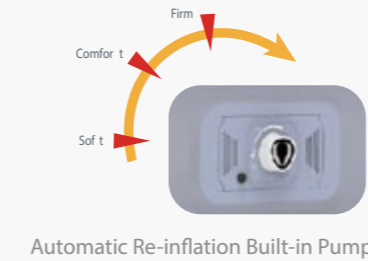


# avenli 02

## COIL-BEAM STANDARD SERIES

### LUXURY HIGH-RAISED AIRBED WITH BUILT-IN ELECTRIC PUMP

- Soft and smooth flocked surface for top and wall
- A built-in pillow and a bulged surrounding frame add sleeping comfort and prevent user from rolling off the bed
- Strong vinyl coil beam construction
- 3-layer high raised platform (47cm/18.5") provides exceptional comfort of sleeping and makes it easy to get up from bed
- Quick and easy to inflate and deflate with a built-in electric pump
- A carry bag included for a hassle free storage
- Repair Patch. Color box



Type	Inflated Size	Coil-Beam	Carry Bag	Packing	Inflation Time	Case Pack	EU	GB	US
Twin	196cmx97cmx47cm (77"x38"x18.5")	21	✓	Color box		0.045cbm/2pcs	24041EU	24041GB	24041US
Queen	203cmx157cmx47cm (80"x62"x18.5")	42	✓	Color box		0.054cbm/2pcs	24042EU	24042GB	24042US

Type	Inflated Size	Coil-Beam	Carry Bag	Packing	Inflation Time	Case Pack	EU	GB	US
Queen	203cmx156cmx47cm (80"x61"x18.5")	42	✓	Color box		0.032cbm/1Pc	24031EU	24031GB	24031US

CONFIDENTIAL


Advanced

CONFIDENTIAL

Advanced



# 3 SUPERIOR SERIES



CONFIDENTIAL


Superior

## avenli 03

I-BEAM COMFORTABLE SERIES (LAMI-TECH™ MATERIAL)

### HIGH-RAISED FLOCKED AIRBED WITH ELECTRIC PUMP

- Soft flocked surface for comfortable
- Strong vinyl I-Beam construction for supportive
- Easy inflate & deflate with built-in electric pump
- Easy folding for storage
- Convenient indoor use
- A carry bag included for easy storage
- Color box, repair patch

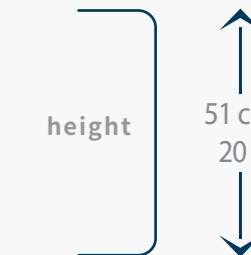
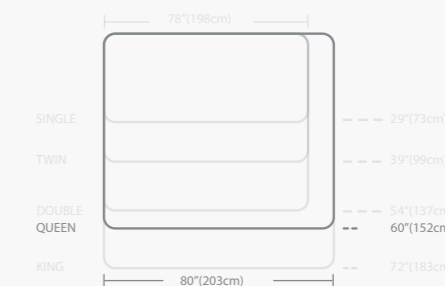


- Polyester Fiber Coating Beam



Standard fast Built-in Pump

- EU: 220-240V
- GB: 220-240V
- US: 110-120V



Type	Inflated Size	I-Beam	Carry Bag	Packing	Inflation Time	Case Pack	EU	GB	US
Queen	203cmx152cmx51cm (80"x60"x20")	9	✓	Color box	3' 30"	0.035cbm/1pcs	24148EU	24148GB	24148US

Superior

CONFIDENTIAL


# avenli 03

I-BEAM COMFORTABLE SERIES (LAMI-TECH™ MATERIAL)

## HIGH-RAISED FLOCKED AIRBED WITH BUILT-IN ELECTRIC PUMP

NEW

- A bulged surrounding frame add sleeping comfort and prevent user from rolling off the bed
- Strong vinyl I-beam construction
- 3-layer high raised platform (46cm/18") provides exceptional comfort of sleeping and makes it easy to get up from bed
- Soft and comfortable with flocked surface for top and wall
- Quick and easy to inflate and deflate with a built-in electric pump
- A carry bag included for a hassle free storage
- Repair Patch. Color box

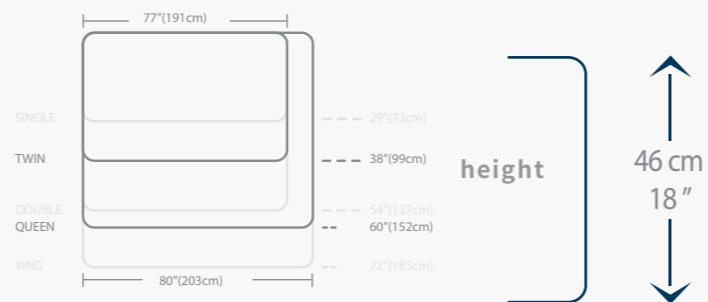


- Polyester Fiber Coating Beam



Standard fast Built-in Pump

-EU: 220-240V  
-GB: 220-240V  
-US: 110-120V



Type	Inflated Size	I-Beam	Carry Bag	Packing	Inflation Time	Case Pack	EU	GB	US
Twin	191cmx99cmx46cm (75"x38"x18")	9	✓	Color box	1'50"	0.047cbm/2pcs	24166EU	24166GB	24166US
Queen	203cmx152cmx46cm (80"x60"x18")	9	✓	Color box	3'30"	0.0331cbm/1pcs	24138EU	24138GB	24138US

CONFIDENTIAL

Superior



- I-Beam Construction
- Inflation Time 3-4 Mins
- Polyester Fibre Coating
- Surrounding Frame Support
- Carry Bag
- Built-in Electric Pump
- Durable
- Scratch Resistant

PROFESSIONAL

Professional



# avenli 04

## I-BEAM COMFORTABLE SERIES

### HIGH-RAISED FLOCKED AIRBED WITH BUILT-IN ELECTRIC PUMP

- A bulged surrounding frame add sleeping comfort and prevent user from rolling off the bed
- Strong vinyl I-beam construction
- 3-layer high raised platform (46cm/18") provides exceptional comfort of sleeping and makes it easy to get up from bed
- Soft and comfortable with flocked surface
- Polyester fiber coating PVC for Wall
- Quick and easy to inflate and deflate with a built-in Auto-Stop electric pump
- A carry bag included for a hassle free storage
- Repair Patch. Color box

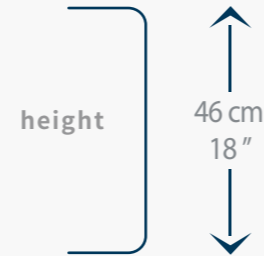


NEW



Standard fast Built-in Pump

- EU: 220-240V
- GB: 220-240V
- US: 110-120V



Type	Inflated Size	I-Beam	Carry Bag	Packing	Inflation Time	Case Pack	EU	GB	US
Twin	191cmx99cmx46cm (75"x38"X18")	9	✓	Color box	1'50"	0.047cbm/2pcs	24168EU	24168GB	24168US

CONFIDENTIAL

Professional

# avenli 04

## I-BEAM COMFORTABLE SERIES

### HIGH-RAISED FLOCKED AIRBED WITH BUILT-IN ELECTRIC PUMP

- A bulged surrounding frame add sleeping comfort and prevent user from rolling off the bed
- Strong vinyl I-beam construction
- 3-layer high raised platform (46cm/18") provides exceptional comfort of sleeping and makes it easy to get up from bed
- Soft and comfortable with flocked surface
- Polyester fiber coating PVC for Wall
- Quick and easy to inflate and deflate with a built-in Auto-Stop electric pump
- A carry bag included for a hassle free storage
- Repair Patch. Color box

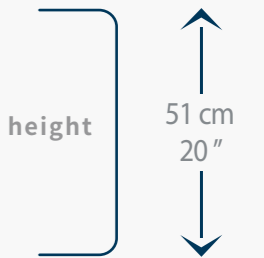


NEW



Standard fast Built-in Pump

- EU: 220-240V
- GB: 220-240V
- US: 110-120V



Type	Inflated Size	I-Beam	Carry Bag	Packing	Inflation Time	Case Pack	EU	GB	US
Queen	203cmx152cmx46cm (80"x60"x18")	9	✓	Color box	2'10"	0.033cbm/1pcs	24169EU	24169GB	24169US

CONFIDENTIAL

Professional

# CAMPING

# 05

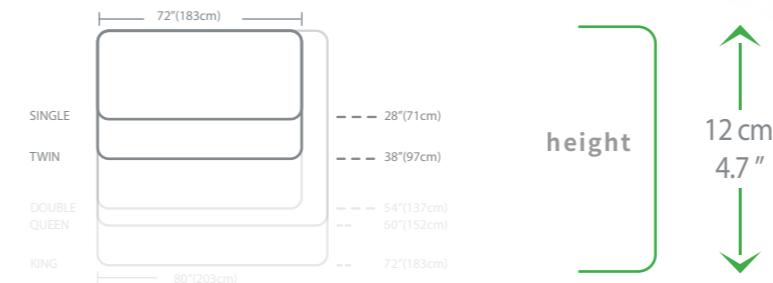



## avenli 05

I-BEAM COMFORTABLE SERIES

### CAMPING MATTRESS

- Soft flocked surface for comfortable
- Strong vinyl I-Beam construction for supportive
- Super safety valves for rapid inflation and deflation
- Easy folding for storage
- Convenient indoor and outdoor use
- Repair patch,color box



Type	Inflated Size	I-Beam	Packing	Case Pack	Item Number
Single	183cmx71cmx12cm (69.7"x52"x5.9")	16	Color box	0.035 cbm/6set	24010
Twin	183cmx97cmx12cm (69.7"x52"x5.9")	16	Color box	0.046 cbm/6set	24011

Camping

#### I-BEAM INFLATABLE PILLOW

- # 137002
- 53cmx37cm(21"x14.5")
- 8 ga. (0.20mm) vinyl
- 16ga.(0.40mm) flocked vinyl top
- Color Box
- 0.033cbm/48pcs/ctn



#### TRAVEL AIR PILLOW

- # 137007
- 45cmx28cm(18"x11")
- 8 ga. (0.20mm) vinyl
- 16ga. (0.40mm) flocked
- Color Box
- 0.048cbm/72pcs/ctn




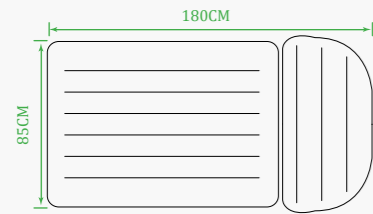
CONFIDENTIAL

# avenli 05

## I-BEAM COMFORTABLE SERIES

### CAR TRAVEL FLOCKED AIRBED

- Skin friendly: made of comfortable thick flocking and PVC, eco-friendly & healthy, provide good rest and relaxation during journey
- Safety protection: intimate head anti-collision design & fall proof design, can protect your kids and pets even on driving
- Durable: stable I-beam construction and strong bearing capacity, can be used for 2~3 adults together
- Multi-function: suitable for most cars' back-seat , also can be used for outdoor grass & camping tents, indoor leisure
- Convenient & easy: provided pump can connect to cigarette lighter, rapid to inflate & deflate, easy to carry & stock after fold-packed



Type	Inflated Size	Pillow	Packing	Case Pack	Item Number
Single	Bed: 180cm x 85cm x 33cm(71"x33"x13") Pillow: 42cm x 27cm x 12cm(16.5"x10.6"x4.7") Piers: 130cmx30cmx30cm(51"x11.8"x11.8")	2	Color Box	0.0561cbm/4Pcs	24129

CONFIDENTIAL


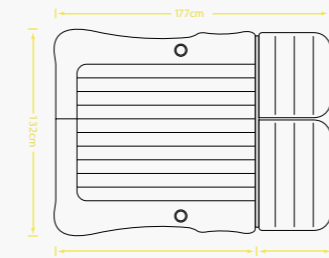
Camping

# avenli 05

## I-BEAM COMFORTABLE SERIES

### SUV TRAVEL FLOCKED AIRBED

- Skin friendly: made of comfortable thick flocking and PVC, eco-friendly & healthy, provide good rest and relaxation during journey
- Safety protection: intimate head anti-collision design & fall proof design, can protect your kids and pets even on driving
- Durable: stable I-beam construction and strong bearing capacity, can be used for 2~3 adults together
- Multi-function: suitable for most cars' back-seat (Car, MPV, SUV, etc.), also can be used for outdoor grass & camping tents, indoor leisure
- Convenient & easy: provided pump can connect to cigarette lighter, rapid to inflate & deflate, easy to carry & stock after fold-packed



Type	Inflated Size	Pillow	Packing	Case Pack	Item Number
Double	177cmx132cmx15cm (69.7"x52"x5.9")	2	Color box	0.031cbm/2set	24101

CONFIDENTIAL

Camping



# KIDS AIRBED

CONFIDENTIAL

Kids

avenli 06

I-BEAM COMFORTABLE SERIES

## FLOCKED DINOSAUR KIDS AIRBED

- Strong and sturdy I-beam construction
- Soft and comfortable with flocked pad
- Repair patch. Color box



110cm x 55cm x 10cm  
(43"x21.5"x3.9")  
Removable Flocked Pad



Inflated Size	I-Beam	Packing	Case Pack	Item Number
140cm x 83cm x 58cm (55" x32.5" x23" )	5	Color box	0.029cbm/4Pcs	24024

CONFIDENTIAL

Kids

## KIDS AIRBEDS

### FLOCKED RACCOON KIDS AIRBED

- Strong and sturdy I-beam construction
- Soft and comfortable with flocked pad
- Repair patch. Color box

Inflated Size	I-Beam	Packing	Case Pack	Item Number
154cm x 91cm x 60cm (60.6"x35.8"x23.6")	5	Color Box	0.029cbm/4Pcs	24021



### FLOCKED ALPACA KIDS AIRBED

- Strong and sturdy I-beam construction
- Soft and comfortable with flocked pad
- Repair patch. Color box

110cm x 55cm x 10cm  
(43"x21.5"x3.9")  
Removable Flocked Pad



Inflated Size	I-Beam	Packing	Case Pack	Item Number
143cm x 83cm x 42cm (56"x32.5"x16.5")	5	Color Box	0.029cbm/4Pcs	24022



CONFIDENTIAL

Kids

## KIDS AIRBEDS

### KIDS FLOCKED AIRBED

- Strong and sturdy I-beam construction with built-in pillow
- Soft and cozy with flocked surface
- 2 colors assorted
- Color box with repair patch

Inflated Size	Packing	Case Pack	Item Number
157cm x 66cm x 23cm (62" x 26" x 9")	Color box	0.035cbm/6pcs	27501



### KIDS FLOCKED AIRBED

- Strong and sturdy I-beam construction with built-in pillow
- Soft and cozy with flocked surface
- 2 colors assorted
- Color box with repair patch

Inflated Size	Packing	Case Pack	Item Number
152cm x 89cm x 17.5cm (60" x 35" x 7")	Color box	0.035cbm/6pcs	27311



CONFIDENTIAL

Kids



# avenli 07

I-BEAM COMFORTABLE SERIES

## CORNER SOFA

- Soft flocked surface for comfortable
- Strong I-Beam construction for supportive
- Easy folding for storage
- Convenient indoor and outdoor use
- Color box, repair patch



# AIR FURNITURE

Inflated Size	Inflation Time	Packing	Case Pack	Item Number
280cm x 170cm x 75cm (100" x 67" x 27.5")		Color box		22343

CONFIDENTIAL

Furniture

CONFIDENTIAL

Furniture

## AIR FURNITURE


### — 5 in 1 Sofa Bed

# 24001

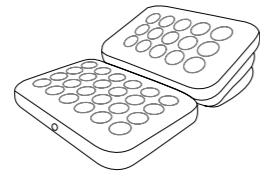
- ±198cm x 138cm x 62cm(78"x54"x24")
- Strong vinyl Coil-Beam construction for supportive
- Super safety valves for rapid inflation and deflation
- Easy folding for storage
- Repair patch, color box
- 0.042cbm/2pcs/ctn



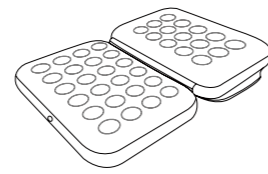
#### DIFFERENT FUNCTIONS:



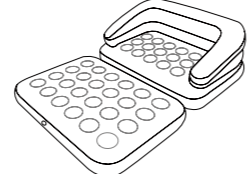
Double Sofa



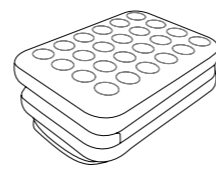
Double Lounge



1-Layer Double Bed



Double bed w/backrest



2-Layer Single bed

### — 5 in 1 Flocked Sofa Bed

# 24002

- ±198cm x 138cm x 62cm(78"x54"x24")
- Soft flocked surface for comfortable
- Strong vinyl Coil-Beam construction for supportive
- Super safety valves for rapid inflation and deflation
- Easy folding for storage
- Repair patch, color box
- 0.045cbm/2pcs/ctn



CONFIDENTIAL

Furniture

## AIR FURNITURE

### — Deluxe Lounger w/Stool

# 22321

- Lounger: ± 125cmx100cmx85cm (49"x39"x33")
- Stool: ± ø56cmx27cm(ø22"x10.5")
- Heavy duty & pre-tested vinyl
- Soft and cozy with flocked surface
- Built-in cup holder
- Easy folding for storage
- Convenient indoor use
- Color box, repair patch
- 0.038cbm/3set/ctn



## AIR FURNITURE

### — Armchair

# 27507

- ± 138cmx87cmx71cm (± 54"x34"x28")
- Heavy duty & pre-tested vinyl
- Soft and cozy with flocked surface
- Color box, repair patch
- 0.036cbm/3pcs/ctn



Furniture



CONFIDENTIAL

## AIR FURNITURE

### — Armchair

# 27498

- Heavy duty & pre-tested vinyl
- Soft and cozy with flocked surface
- Deluxe indoor & outdoor design
- 2 color assorted
- Color box with repair patch



Inflated Size	Packing	Case Pack	Item Number
85cmx82cmx60cm (33"x32"x23.5")	Color box	0.038cbm/6pcs	27498

### Sofa

# 27499

- Heavy duty & pre-tested vinyl
- Soft and cozy with flocked surface
- Deluxe indoor & outdoor design
- 2 color assorted
- Color box with repair patch




Inflated Size	Packing	Case Pack	Item Number
105cmx105cmx65cm (41"x41"x25")	Color box	0.043cbm/6pcs	27499

### Flocked Armchair

# 22320

- ±94cm x 76cm x 76cm(37"x29.5"x29.5")
- Soft flocked surface for comfortable
- Easy folding for storage
- Convenient indoor use
- Color box, repair patch
- 0.038cbm/4pcs/ctn



### Flocked Lounger

# 22319

- ±105cm x 98cm x 65cm (41"x38"x25")
- Soft flocked surface for comfortable
- Easy folding for storage
- Convenient indoor use
- Color box, repair patch
- 0.029cbm/4pcs/ctn



CONFIDENTIAL

## AIR FURNITURE

### — 3D Flocked AirBed with Pillow

# 24085

- ± 191cm x 152cm x 30cm (75" x 59.8" x 11.8")
- Innovative 3D flocking technology;
- Built-in pillow and coil beam construction can increase sleep support and comfort
- Mattress is raised 22cm 8.7in),pillow is raised 30cm(11.8in)



### 3D Flocked Double Sofa

# 22332

- ± 166cm x 85cm x 67cm (65.3" x 33.4" x 26.3")
- Innovative 3D flocking technology;
- The latest popular color design;
- More comfortable due to thicker fluff;
- Better support from independent seat air chamber structure
- Quick charging and discharging valve



### 3D Flocked Horizontal Beam AirBed

#24084EU

- ± 203cm x 152cm x 51cm (80" x 59.8" x 20")
- Innovative 3D flocking technology;
- The latest popular color design;
- More comfortable due to thicker fluff;
- Fast air pump for inflation speed increased by 30%;



Automatic inflation stop built-in pump  
 - Automatically stop inflation when the set air pressure is reached  
 - More precise, electronic sensor control



CONFIDENTIAL





### SCENTED TRAVEL PILLOW & CUSHION

Come and experience the soothing journey of the fragrance series of Avenli. Such a wonderful feeling! This series takes the use of "Bulgari White Tea" and "Chamomile" fragrances to please you and help you fall asleep more easily. It also adopts "Direct Penetration Materials" technology to maintain the fragrance for a longer time. The smell has a good sleep aid effect. Besides, it can also make your journey rest more comfortable and relaxing and attracts others' attention at the first sight.



avenli



NEW

#### USB Electric Air Pump

- Size:±11.4\*10\*11.6cm
- Material: ABS(shell)
- DC:5V
- Type - C wire with 1m length
- Battery: 4000mA lithium battery
- Quickly deflate and inflate
- Electric pump with USB storage
- Color box
- 0.021cbm/12pcs/ctn



# 29P515  
AC220-240V(Euro.Standard)



29P308

#### AC ELECTRIC AIR PUMP

- Multi-plug available
- 3 Nozzles to fit major standard valves
- Pressure:4000pa
- Color box,0.022cbm/12pcs/ctn

# 29P308EU  
AC220-240V(Euro.Standard)  
Conform to RoHS Directive  
# 29P308GB  
AC220-240V(UK Standard)  
Conform to RoHS Directive

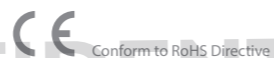


29P364

#### AC ELECTRIC AIR PUMP

- AC ELECTRIC AIR PUMP
- Convenient for Indoor and Outdoor use
- Powered by AC socket or Car Light
- Quickly inflate and deflate
- Pressure: 2500 Pa
- 3 nozzels to fit major standard valves
- Color box: 0.025cbm/12pcs/ctn

# 29P364EU  
- AC220-240V or DC 12V



CONFIDENTIAL

Accessories

avenli



29P386

29P390

#### INFLATION HANDPUMP

- Easy to Inflate and Deflate
- 2 Nozzles to fit major standard valves

# 29P386  
- Size: 30cm(11.8")  
- Air volume: 700cc x 2  
- Color box, 0.047cbm/12pcs/ctn  
# 29P390  
- Size: 9.7cmx36cm(3.8"x14")  
- Air volume: 1200cc x 2  
- Color box, 0.053cbm/8pcs/ctn



29P309

#### DC ELECTRIC AIR PUMP

- Simply to be charged by car lighter
- Quickly deflate and infate
- 3 nozzeles to fit major standard valves
- Pressure:3500pa-4500pa

# 29P309  
- DC 12V  
- Color box: 0.022cbm/12pcs/ctn



#### 3-WAY ELECTRIC AIR PUMP

- Convenient for Indoor and Outdoor use
- Powered by AC Socket or Car Lighter
- Or direct use by 8 X AA-cell Batteries
- Quickly deflate and inflate
- 3 nozzles to fit major standard valves
- Pressure: 2400Pa
- Color Box:0.052cbm/24pcs/ctn

# 29P312-2EU  
- DC 12V(Battery + Cigar Lighter) + AC 230V(Euro.Standard)



29P312

Accessories



29P387

29P388

#### DOUBLE ACTION HAND PUMP

- Easy to Inflate and Deflate
- 3 Nozzles to fit major standard valves

# 29P387  
- Size: 38cm(14.95")  
- Air Volume: 1500cc x 2  
- Color box, 0.069cbm/6pcs/ctn  
# 29P388  
- Size: 45cm(17.7")  
- Air Volume: 2000cc x 2  
- Color box, 0.052cbm/4pcs/ctn



29P442

#### AC ELECTRIC AIR PUMP

- Include 3 nozzles to fit all recreational inflatable
- Max. Air Pressure: 1.3PSI(9kPa)
- Power: 300W(EU) 250W(US)
- EMC/LVD/ETL/CE Approved

# 29P442EU  
• AC 220-240V(Euro Standard)  
• Conform to ROHS Directive
















29P312

#### BATTERY AIR PUMP

- Convenient for Indoor and Outdoor use
  - Use by 8 X AA-cell Batteries (not included)
  - Quickly deflate and inflate
  - 3 nozzles to fit major standard valves
  - Pressure: 2400Pa
  - Color Box:0.052cbm/24pcs/ctn
- # 29P312  
- DC 12V(Battery)
















CONFIDENTIAL

款式	Standard	Standard	Standard	Standard	Standard	Standard	Standard	Adanvced	Adanvced	Adanvced	Adanvced	Adanvced	Adanvced
Picture													
Hight	9" (23cm)	9" (23cm)	9" (23cm)	9" (23cm)	9.8" (25cm)	12" (25cm)	11.8" (30cm)	14" (36cm)	13" (33cm)	18" (46cm)	18" (46cm)	18.5" (47cm)	18.5" (47cm)
ITEM	20411	27317	24040	24131	24140	24141	24098	24143	24035	24150	24017	27489	24041
Single <small>78"(198cm) x 38"(97cm)</small>	20411	27317	24040	24131	24140	24141	/	24143	24035	24150	24017	27489	24041
Twin <small>78"(198cm) x 38"(97cm)</small>	20334	/	24032	24132	24140	24142	/	24144	24033	24152	24018	27490	24042
Double <small>78"(198cm) x 54"(138cm)</small>	20256	/	21470	/	24140	/	/	24145	/	/	/	/	/
QUEEN <small>80"(203cm) x 80"(203cm)</small>	20256-1	/	/	/	/	/	/	/	/	/	/	/	/
King <small>80"(203cm) x 72"(183cm)</small>	20256-5	/	/	/	/	/	/	/	/	/	/	/	/
Voltage	220 - 240V	220 - 240V	220 - 240V	220 - 240V	220 - 240V	220 - 240V	220 - 240V	220 - 240V	220 - 240V	220 - 240V	220 - 240V	220 - 240V	220 - 240V
Page	16	18	19	20	21	22	23	25	26	27	28	29	30

\* All Jilong products in this catalog are manufactured from 6P Free PVC, which means 6 pthalates:DEHP, DBP, BBP, DINP, DIDP, DNOP, which the total content of all toy materials is less than 0.1%(1,000 ppm).

Age Grading : This icon indicates the age of the user recommended by the manufacturer.

款式	Adanvced	Superior	Superior	Pro	Pro	Camping	Camping	Camping	Kids	Kids	Kids	Kids	Kids
Picture													
Hight	18.5" (47cm)	20" (50cm)	20" (50cm)			5.9" (15cm)	13" (33cm)	5.9" (15cm)	11.4" (29cm)	23.6" (60cm)	10" (25cm)	9" (23cm)	7" (17.5cm)
ITEM	24031	24135	24138			24010	24129	24101	24024	24021	24022	27501	27311
Single <small>78"(198cm) x 38"(97cm)</small>	24031	24135	24138			24010	24129	/	24024	24021	24022	27501	27311
Twin <small>78"(198cm) x 38"(97cm)</small>	/	24148	24139			24011	/	24101	/	/	/	/	/
Double <small>78"(198cm) x 54"(138cm)</small>	/	/	/			/	/	/	/	/	/	/	/
QUEEN <small>80"(203cm) x 80"(203cm)</small>	/	/	/			/	/	/	/	/	/	/	/
King <small>80"(203cm) x 72"(183cm)</small>	/	/	/			/	/	/	/	/	/	/	/
Voltage	220 - 240V	220 - 240V	220 - 240V	220 - 240V	220 - 240V	220 - 240V	220 - 240V	220 - 240V	220 - 240V	220 - 240V	220 - 240V	220 - 240V	220 - 240V
Page	31	33	34	36	37	39	40	41	43	44	44	45	45