

A woman with blonde hair is sleeping peacefully in a bed. She is wearing a white spaghetti-strap top and is tucked under a white blanket. Her eyes are closed, and she has a serene expression. The background is softly blurred, showing a window with light coming through. In the top right corner, there is a yellow rectangular box containing the text 'avenli' and '2021'.

avenli®

2021

furniture

Closer to Life  
Closer to Happiness

avenli



Jleisure®

Global leading provider and brands of leisure products.  
<http://www.JLeisure-Global.com>



avenli®

Brand for courtyard and home products, Including Spa/Pool/Air Bed&Sofa.  
<http://www.avenlihome.com>



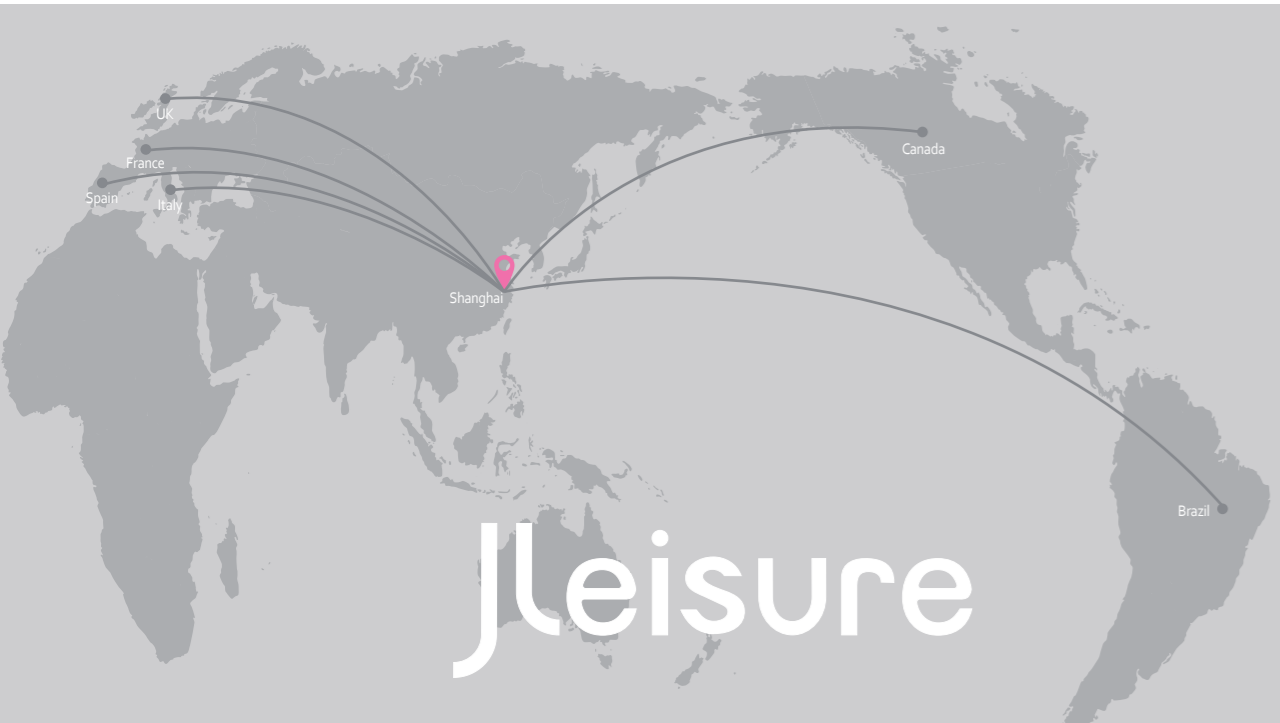
High-end brand for outdoor sports products, Including Sup/Kayak/Boat.  
<http://www.zraysports.com>



Brand for kids and fashion toys, Including water, garden, indoor toys/ kids pools/ kids air bed/ fashion floats.



Jleisure®



### VERTICALLY INTEGRATED

Jleisure is an export-oriented manufacturer of plastic leisure products with over 30 years of experience in R&D, high-quality manufacturing and worldwide sales. Sincerity, Practicality and Innovation have always been our business philosophy, which helped Jleisure to complete a vertical chain from producing raw materials to end products. Jleisure owns production lines of PVC film, flocking, laminating, roller printing, high-frequency welding, sewing and packing.

### WORLD WIDE VISION

Jleisure products reach customers including global retailers in more than 50 countries in Europe, North America, Australia and Asia, etc. With 6 subsidiaries world wide, we are one of the major suppliers of plastic leisure products globally.

### INNOVATIVE

Jleisure is proud to have a professional R&D team which innovates hundreds of new products every year to worldwide customers with superior design, quality and environmentally-friendly compliance. Requirements of the global market and safety regulations are closely monitored. Various technical parameters of each new product have been tested and verified by the internal professional lab.



SHANGHAI-Head Office



JIANGSU-Facility (154,000m<sup>2</sup>)

### Jilong products comply with global safety & quality regulations and standards:

- REGULATION (EC) No 1907/2006
- DIRECTIVE 2011/65/EU
- DIRECTIVE 2012/19/EU
- DIRECTIVE 2009/48/EC
- REGULATION (EU) 2016/425
- DIRECTIVE 2013/53/EU
- CPSIA
- EN71
- ASTM F963
- AS/NZS 8124
- EN13138
- EN ISO 25649
- ISO6185
- NMMA-ABYC
- EN16051-1
- 2014/30/EU
- 2014/35/EU
- EN16582-1
- EN16582-3
- EN 16927



### Safety & Quality



### Jilong have established an online after-sales platform, customers can quickly solve problems through online FAQ:

Step 1 Login website:  
www.zraysports.com  
www.avenlihome.com



Step 2 Select corresponding pages according to product categories



SPA-FAQ

Pool-FAQ

Step 3 If FAQ is not helpful, switch to Jleisure After-sales Service Center



### After Sale Service



### Jilong we have established an online order system (All the information on the system is intended solely for the person or entity to whom it is addressed. The disclosure, distribution or copying of any information is strictly forbidden) :

Step 1 Login website:  
www.jleisure-global.com



Step 2 Customer Registration



Step 3 login



### Quick Order Channel



# Marketing & Sales



Advertisement



Exhibition



Social media

We have over 29 years of experience in the inflatables industry to support our global partners.

We are constantly upgrading our packaging, sales promotion material, product manuals and other sales tools to service customers around the world, including big retail chains, internet sellers, distributors & independent shops.



# Table of Contents

## Indoor Airbeds

- RapidAir™ High Raised Airbed .....P14-17
- High Raised Airbed .....P18-21
- Firm High Raised Airbed .....P22-23
- Comfort High Raised Airbed .....P24-27
- AutoAir™ Luxury High Raised Airbed .....P28-29
- Luxury High Raised Airbed ..... P30-31

## Kids Airbeds

- Animal & Racing Airbed ..... P34-37
- Kids Flocked Airbed .....P38-39

## Outdoor Airbeds

- Camping Mattress ..... P42-43
- Flocked Airbed & Combo Set .....P44-45
- 4 in 1 Flocked Airbed..... P46
- Flocked Airbed with Foot Pump..... P47

## Air Furnitures

- Flocked Lounger & Armchair ..... P50-53
- Avenli Sofa & Armchair ..... P54-55
- 5 in 1 Sofa Bed & 5 in 1 Flocked Sofa Bed ..... P56-57
- Pillow & Accessories .....P58-59






Let new technology change lifestyle and make your air furniture experience more perfect and comfortable

# PUMP INNOVATION

Provides excellent comfort to ensure a good night sleep.

## Rapid Air™ TECH



**FASTER & QUIETER**  
 - Super fast inflation by 30%  
 - Fast deflation **Zero** dB

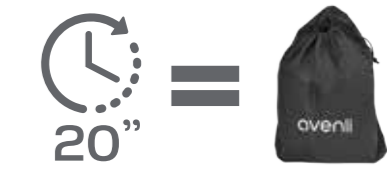
**Ø7.5cm**  
 Wide Opening  
 Fast Deflation

**SUPER COMFORTABLE**  
 - Stronger air pressure  
 - Compact design meets ergonomical needs



**EASY TO RE-PACK**  
 - Without pump  
 - Smaller packaging  
 - Easier storage

Fast Deflation and easy repack in 20 seconds.



Quiet For Good Sleeping



No Vibration




Super Fast Inflation

## AutoAir™ TECH



When air pressure goes down to a certain level, the second pump will start to inflate quietly to keep the bed supportive and comfortable



3 levels of air pressure setting : Soft, Medium & Firm Pump will inflate automatically to choosed setting to ensure the firmness quietly.



# MATERIAL INNOVATION



Provides excellent comfort to ensure a good night sleep.

Let new material technology break your cognition and lead you to experience more comfortable and durable air furnitures

## Luxury Fabric Laminated PVC

Compare to traditional vinyl bed, Luxury Fabric Laminated PVC airbed offers comfort with Innovative materials technology.




- ✓ Smooth & Comfortable Surface
- ✓ Abrasion Resistant & Durability
- ✓ Strong & Soild for Bed



## Firm Non-Woven Fabric Laminated PVC

Innovative & advanced Firm Non-Woven Fabric Laminated PVC provide a super tensile strength to retain the airbed durable & firmness for long life.


- ✓ Much Lighter than Normal PVC Vinyl Airbed
- ✓ Stretch-Resistant to Avoid Deformation
- ✓ Durable & Firm for Bed



- A Normal PVC Vinyl
- B Firm Non-Woven Fabric Laminated PVC
- C Luxury Fabric Laminated PVC



Super stretch-resistant materials with **Luxury Fabric Laminated PVC** or **Firm Non-Woven Fabric Laminated PVC** technology can reduce the inner air pressure loose and make the bed more strong and firm for comfort.



- Stronger Air Pressure 3.0kPa
- Comfortable & Supportive
- Compact Design Meets Support Needs



# avenli

- avenli, a high level brand for indoor and outdoor furniture, always means the best choice for high-end, fashionable products.
- Different but sturdy construction means that we can always offer premium airbeds with soft surfaces but strong and comfortable night's rest.
- Moreover, easy inflation and deflation is another great advantage!
- Whenever you tend to treat guest or rest if tired, avenli is your best choice especially for indoor furniture!



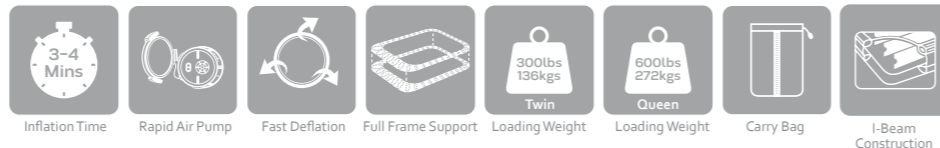
**Indoor** Airbeds

# Rapid Air™ TECH



## RapidAir™ High Raised Airbed With Electric Pump

- A built-in pillow and a bulged surrounding frame add sleeping comfort and prevent user from rolling off the bed
- Strong vinyl I-beam construction
- 3-layer high raised platform (38cm/15") provides exceptional comfort of sleeping and makes it easy to get up from bed
- Soft and comfortable with flocked surface
- Quick and easy to inflate and deflate with a built-in electric pump
- A carry bag included for a hassle free storage
- Repair Patch. Color box



Region	Type	Inflated Size	Built-in Pump	Carry Bag	Packing	Case Pack	Item Number
 EU GB	Twin	195cmx94cmx38cm (77"x37"X15")	220-240 Volt	✓	Color box	0.038cbm/2pcs	27491EU/27491GB
	Queen	203cmx155cmx38cm (80"x61"x15")	220-240 Volt	✓	Color box	0.050cbm/2pcs	27492EU/27492GB
 US	Twin	195cmx94cmx38cm (77"x37"X15")	110-120 Volt	✓	Color box	0.038cbm/2pcs	27491US
	Queen	203cmx155cmx38cm (80"x61"x15")	110-120 Volt	✓	Color box	0.050cbm/2pcs	27492US



# Rapid Air™ TECH



## RapidAir™ High Raised Airbed With Electric Pump

- A built-in pillow and a bulged surrounding frame add sleeping comfort and prevent user from rolling off the bed
- Strong vinyl coil beam construction
- 3-layer high raised platform (47cm/18.5") provides exceptional comfort of sleeping and makes it easy to get up from bed
- Soft and comfortable with flocked surface
- Quick and easy to inflate and deflate with a built-in electric pump
- A carry bag included for a hassle free storage
- Repair Patch. Color box



- Inflation Time
- Rapid Air Pump
- Fast Deflation
- Full Frame Support
- Loading Weight (Twin)
- Loading Weight (Queen)
- Carry Bag
- Coil-Beam Construction

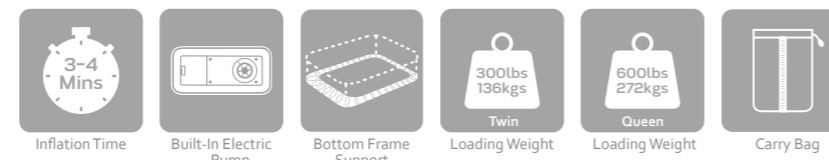
Region	Type	Inflated Size	Coit Beam	Built-in Pump	Carry Bag	Packing	Case Pack	Item Number
EU                      GB	Twin	196cmx97cmx47cm (77"x38"x18.5")	21	220-240 Volt	✓	Color box	0.038cbm/2pcs	27489EU/27489GB
	Queen	203cmx157cmx47cm (80"x62"x18.5")	42	220-240 Volt	✓	Color box	0.050cbm/2pcs	27490EU/27490GB
US	Twin	196cmx97cmx47cm (77"x38"x18.5")	21	110-120 Volt	✓	Color box	0.038cbm/2pcs	27489US
	Queen	203cmx157cmx47cm (80"x62"x18.5")	42	110-120 Volt	✓	Color box	0.050cbm/2pcs	27490US






## High Raised Airbed With Built-in Electric Pump

- Soft and comfortable with flocked surface
- Strong vinyl coil beam construction
- 2-layer high raised platform (37cm/14.5") provides exceptional comfort of sleeping and makes it easy to get up from bed
- Quick and easy to inflate and deflate with a built-in electric pump
- A carry bag included for a hassle free storage
- Repair Patch, Color box

**NEW**



Region	Type	Inflated Size	Coit Beam	Built-in Pump	Carry Bag	Packing	Case Pack	Item Number
  EU GB	Twin	195cmx94cmx37cm (76.5"x37"x14.5")	18	220-240 Volt	✓	Color box	0.035cbm/2pcs	24014EU/24014GB
	Queen	203cmx157cmx37cm (80"x62"x14.5")	36	220-240 Volt	✓	Color box	0.050cbm/2pcs	24015EU/24015GB
 US	Twin	195cmx94cmx37cm (76.5"x37"x14.5")	18	110-120 Volt	✓	Color box	0.035cbm/2pcs	24014US
	Queen	203cmx157cmx37cm (80"x62"x14.5")	36	110-120 Volt	✓	Color box	0.050cbm/2pcs	24015US



## High Raised Airbed With Built-in Electric Pump

- Soft and comfortable with flocked surface
- A built-in pillow and a bulged surrounding frame add sleeping comfort and prevent user from rolling off the bed
- Strong vinyl coil beam construction
- 3-layer high raised platform (47cm/18.5") provides exceptional comfort of sleeping and makes it easy to get up from bed
- Quick and easy to inflate and deflate with a built-in electric pump
- A carry bag included for a hassle free storage
- Repair Patch. Color box



Inflation Time



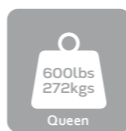
Built-In Electric Pump



Full Frame Support



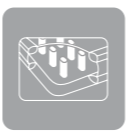
300lbs  
136kgs  
Twin






600lbs  
272kgs  
Queen



Carry Bag



Coil-Beam Construction

Region	Type	Inflated Size	Coil Beam	Built-in Pump	Carry Bag	Packing	Case Pack	Item Number
  EU GB	Twin	196cmx97cmx47cm (77"x38"x18.5")	21	220-240 Volt	✓	Color box	0.045cbm/2pcs	<b>24041EU/24041GB</b>
	Queen	203cmx157cmx47cm (80"x62"x18.5")	42	220-240 Volt	✓	Color box	0.054cbm/2pcs	<b>24042EU/24042GB</b>
 us	Twin	196cmx97cmx47cm (77"x38"x18.5")	21	110-120 Volt	✓	Color box	0.045cbm/2pcs	<b>24041US</b>
	Queen	203cmx157cmx47cm (80"x62"x18.5")	42	110-120 Volt	✓	Color box	0.054cbm/2pcs	<b>24042US</b>

# Firm Non-Woven Fabric Laminated PVC



# Firm High Raised Airbed With Built-in Electric Pump

Advanced 3-ply lamination technology provides a super stretch resistant effective to last firmness and comfortable for long time use. Compared to traditional PVC bed, intensive polyester fibre lines make the bed more flat and keep strong.

**More durable:** Strong Stretch Resistant

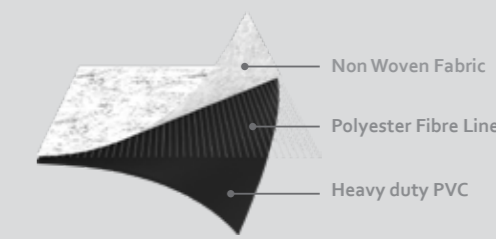
**Firm & Comfortable:**

Effective stretch resistant to reduce internal air loss by 20%

Keep firmness for long time than traditional PVC bed

**NEW**

- Soft flocked surface for comfortable
- Strong vinyl I-Beam construction for supportive
- Easy inflate & deflate with built-in electric pump
- Easy folding for storage
- Convenient indoor use
- A carry bag included for easy storage
- Color box, repair patch



Non-Woven Fabric Laminated PVC Beam      PVC vinyl Beam



- 3-4 Mins Inflation Time
- Built-In Electric Pump
- 300lbs 136kgs Twin Loading Weight
- 600lbs 272kgs Queen Loading Weight
- Carry Bag
- 3-Ply Laminated Beam

Region	Type	Inflated Size	I-Beam	Built-in Pump	Carry Bag	Packing	Case Pack	Item Number
EU       GB	Twin	195cmx96cmx46cm (76.5"x37.5"x18")	4	220-240 Volt	✓	Color box	0.040cbm/2pcs	24017EU/24017GB
	Queen	203cmx152cmx46cm (80"x60"x18")	7	220-240 Volt	✓	Color box	0.061cbm/2pcs	24018EU/24018GB
us	Twin	195cmx96cmx46cm (76.5"x37.5"x18")	4	110-120 Volt	✓	Color box	0.040cbm/2pcs	24017US
	Queen	203cmx152cmx46cm (80"x60"x18")	7	110-120 Volt	✓	Color box	0.061cbm/2pcs	24018US



## Comfort High Raised Airbed With Headboard & Built-in Electric Pump

- Soft and comfortable with flocked surface
- A built-in pillow and a bulged surrounding frame add sleeping comfort and prevent user from rolling off the bed
- Strong vinyl I-beam construction with comfortable headboard
- 3-layer high raised platform (42cm/16.5") provides exceptional comfort of sleeping and makes it easy to get up from bed
- Quick and easy to inflate and deflate with a built-in electric pump
- A carry bag included for a hassle free storage
- Repair Patch. Color box

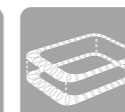
**NEW**



Inflation Time




Built-In Electric Pump



Surrounding Frame Support



I-Beam Construction



Loading Weight



Carry Bag

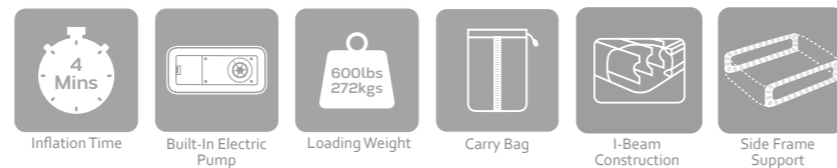
Region	Type	Inflated Size	I-Beam	Built-in Pump	Carry Bag	Packing	Case Pack	Item Number
 	Queen	227cmx152cmx79cm (89"x60"x31")	7	220-240 Volt	✓	Color box	0.033cbm/1Pc	24023EU/24023GB
	Queen	227cmx152cmx79cm (89"x60"x31")	7	110-120 Volt	✓	Color box	0.033cbm/1Pc	24023US



## Comfort High Raised Airbed With Headboard & Built-in Electric Pump

- Soft and comfortable with flocked surface
- A built-in pillow and a bulged surrounding frame add sleeping comfort and prevent user from rolling off the bed
- Strong vinyl I-beam construction with comfortable headboard
- High raised platform (42cm/16.5") provides exceptional comfort of sleeping and makes it easy to get up from bed
- Quick and easy to inflate and deflate with a built-in electric pump
- A carry bag included for a hassle free storage
- Repair Patch, Color box

**NEW**



Region	Type	Inflated Size	Built-in Pump	Carry Bag	Packing	Case Pack	Item Number
EU  GB	Queen	230cmx152cmx80cm (90"x59.5"x31")	220-240 Volt	✓	Color box	0.036cbm/1Pc	24025EU/24025GB
US	Queen	230cmx152cmx80cm (90"x59.5"x31")	110-120 Volt	✓	Color box	0.036cbm/1Pc	24025US



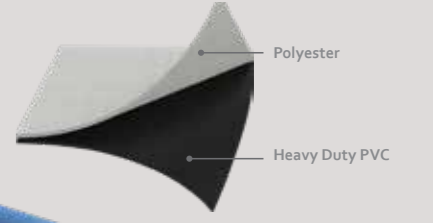
# AutoAir™ TECH

## AutoAir™ Luxury High Raised Airbed With Built-in Electric Pump

- Soft and smooth surface
- A built-in pillow and a bulged surrounding frame add sleeping comfort and prevent user from rolling off the bed
- Strong vinyl coil beam construction
- 3-layer high raised platform (47cm/18.5") provides exceptional comfort of sleeping and makes it easy to get up from bed
- Quick and easy to inflate and deflate with a built-in electric pump
- A carry bag included for a hassle free storage
- Repair Patch. Color box

**NEW**

### Luxury Fabric Laminated PVC



- Inflation Time: 4 Mins
- Coil-Beam Construction
- Surrounding Frame Support
- Auto Air Pump
- Loading Weight: 600lbs / 272kgs
- Carry Bag

Region	Type	Inflated Size	Coil Beam	Built-in Pump	Carry Bag	Packing	Case Pack	Item Number
EU  GB	Queen	203cmx156cmx47cm (80"x61"x18.5")	42	220-240 Volt	✓	Color box	0.032cbm/1Pc	24031EU/24031GB
US	Queen	203cmx156cmx47cm (80"x61"x18.5")	42	110-120 Volt	✓	Color box	0.032cbm/1Pc	24031US

# Luxury Fabric Laminated PVC





# Luxury High Raised Airbed With Built-in Electric Pump

- Soft and comfortable with flocked surface
- A built-in pillow and a bulged surrounding frame add sleeping comfort and prevent user from rolling off the bed
- Strong vinyl I- beam construction
- 3-layer high raised platform (46cm/18") provides exceptional comfort of sleeping and makes it easy to get up from bed
- Quick and easy to inflate and deflate with a built-in electric pump
- A carry bag included for a hassle free storage
- Repair Patch, Color box

**NEW**

## Luxury Fabric Laminated PVC




Region	Type	Inflated Size	I-Beam	Built-in Pump	Carry Bag	Packing	Case Pack	Item Number
	Queen	203cmx152cmx46cm (80"x60"x18")	7	220-240 Volt	✓	Color box	0.035cbm/2Pcs	24019EU/24019GB
	Queen	203cmx152cmx46cm (80"x60"x18")	7	110-120 Volt	✓	Color box	0.035cbm/2Pcs	24019US



# avenli

- Kids are more sensitive with the comfort of airbeds. avenli is devoted to develop the most appealing and more comfortable kiddie beds.
- That means whenever kids go, they can usually have a good rest and maintain great energy.



## Kids Airbeds



# Flocked Racoon Kids Bed

- Strong and sturdy I-beam construction
- Soft and comfortable with flocked pad
- Repair patch. Color box

**NEW**

3-6  
Age



Inflated Size	I-Beam	Packing	Case Pack	Item Number
143cm x 83cm x 42cm (56" x 32.5" x 16")	5	Color Box	0.029cbm/4Pcs	24022



110cm x 55cm x 10cm  
(43" x 21.5" x 3.9")  
Removable Flocked Pad

# Flocked Alpaca Kids Bed

- Strong and sturdy I-beam construction
- Soft and comfortable with flocked pad
- Repair patch. Color box

**NEW**

3-6  
Age



Inflated Size	I-Beam	Packing	Case Pack	Item Number
154cm x 91cm x 60cm (60" x 35.5" x 23.5")	5	Color Box	0.029cbm/4Pcs	24021



110cm x 55cm x 10cm  
(43" x 21.5" x 3.9")  
Removable Flocked Pad

# Flocked Racing Car Kids Bed

- Pool Shape surrounding frame prevents your child from rolling off the bed
- soft and comfortable with flocked pad
- One steering wheel with beeping alarm
- 2 colors assorted
- Repair patch,color box  
(Play balls not included)



3-8  
Age



150cm x 73cm x 15cm  
(52" x 28.5" x 6")  
Removable Flocked Pad

Inflated Size	I-Beam	Packing	Case Pack	Item Number
172cm x 98cm x 44cm (67" x 38" x 17")	5	Color Box	0.054cbm/4Pcs	27447

# Flocked Dinosaur Kids Bed

- Strong and sturdy I-beam construction
- Soft and comfortable with flocked pad
- Repair patch, Color box

3-6  
Age

NEW



110cm x 55cm x 10cm  
(43" x 21.5" x 3.9")  
Removable Flocked Pad

Inflated Size	I-Beam	Packing	Case Pack	Item Number
140cm x 83cm x 58cm (55" x 32.5" x 23")	5	Color Box	0.029cbm/4Pcs	24024

## Kids Flocked Airbed

- Strong and sturdy l-beam construction with built-in pillow
- Soft and cozy with flocked surface
- 2 colors assorted
- Color box with repair patch




3-12  
Age



## Kids Flocked Airbed

- Pool shape surrounding frame prevents your child from rolling off the bed
- Strong l-beam construction inflatable flocked pad
- Soft and cozy with flocked surface
- Portable and light to carry
- 2 colors assorted
- Repair patch. Color box




3-8  
Age



Inflated Size	Coil Beam	Case Pack	Item Number
157cm x 66cm x 23cm (62" x 26" x 9")	Color box	0.035cbm/6pcs	27501



Inflated Size	Coil Beam	Case Pack	Item Number
152cm x 89cm x 175cm (60" x 35" x 7")	Color box	0.035cbm/6pcs	27311



# avenli

- Outdoor airbeds from avenli is conducive to enjoy the adventure with the comfort rest all the time.
- Sturdy and pre-tested, strong coil beam construction but soft surface always avails you with great rest whenever you are on the adventurous course or just eager for good sleeping in your yard.



Outdoor Airbeds



# Camping Mattress

- Soft flocked surface for comfortable
- Strong vinyl I-Beam construction for supportive
- Super safety valves for rapid inflation and deflation
- Easy folding for storage
- Convenient indoor and outdoor use
- Repair patch,color box

**NEW**



# Camping Mattress



Inflating Time



I-Beam




2 in 1 Valve

Type	Inflated Size	I-Beam	Packing	Case Pack	Item Number
Single	183cm x 71cm x 12cm(72"x28"x4.7")	16	Color Box	0.038cbm/6Pcs	24010
Twin	183cm x 97cm x 12cm(72"x38"x4.7")	16	Color Box	0.045cbm/6Pcs	24011

# Flocked Airbed

- Strong vinyl coil beam construction
- Soft and comfortable with flocked surface
- Super safety valve helps rapid inflation and deflation
- Folds easily for storage and travel
- Convenient both for indoor and outdoor use
- Various size and color option available
- Repair patch, Color box

**NEW COLOR**



# Flocked Airbed Combo Set

- Strong vinyl coil beam construction
- Soft and comfortable with flocked surface
- Super safety valve helps rapid inflation and deflation
- Folds easily for storage and travel
- Two pillows and a handpump included
- Color box, Repair Patch

**NEW COLOR**



Inflating Time



Coil Beam



2 in 1 Valve

Type	Inflated Size	Coil Beam	Packing	Case Pack	Item Number
Single	191cmx73cmx22cm (75"x29"x9")	24	Color box	0.038cbm/6pcs	20411
Twin	191cmx99cmx22cm (75"x39"x9")	32	Color box	0.048cbm/6pcs	20334
Double	191cmx137cmx22cm (75"x54"x9")	40	Color box	0.039cbm/4pcs	20256
Queen	203cmx152cmx22cm (80"x60"x9")	48	Color box	0.052cbm/4pcs	20256-1
King	203cmx183cmx22cm (80"x72"x9")	56	Color box	0.029cbm/2pcs	20256-5

Type	Inflated Size	Pillow	Pump	Packing	Case Pack	Item Number
Single Set	191cm x 73cm x 22cm(75"x29"x9")	/	29P386	Color box	0.040cbm/4set	24040
Double Set	191cm x 137cm x 22cm(75"x54"x9")	2pcs	29P386	Color box	0.031cbm/2Set	24032
Queen Set	203cm x 152cm x 22cm(80"x60"x9")	2Pcs	29P386	Color box	0.038cbm/2Set	21470

## 4 In 1 Flocked Airbed

**NEW  
COLOR**

- Strong vinyl coil beam construction
- Soft and comfortable with flocked surface
- 4 in 1 functions: single bed, 2 single beds, double bed, and high raised single bed
- Super safety valve helps rapid inflation and deflation
- Repair Patch, Color box



## Flocked Airbed with Built-in Foot Pump

- Soft flocked surface for comfortable
- Strong vinyl Coil-Beam construction for supportive
- Built-in foot pump included
- Easy folding for storage
- Convenient indoor and outdoor use
- Repair Patch, Color box

**NEW**



Inflating Time



Coil Beam



2 in 1 Valve

Type	Inflated Size	Pillow	Coil Beam	Packing	Case Pack	Item Number
Single x 2	191cmx73cmx22cm (75"x29"x9") x 2pc	2	24 x 2	Color box	0.045cbm/4set	27317

Type	Inflated Size	Coil Beam	Built-in Pump	Inflation Time	Packing	Case Pack	Item Number
Single	190cm x 72cm x 22cm(74.5"x28"x9")	23	Spring Pump	2 Min	Color Box	0.050cbm/6Pcs	24012
Double	191cm x 137cm x 22cm(75"x54"x9")	39	Spring Pump	5 Min	Color Box	0.048cbm/3Pcs	24013



# avenli

- avenli, a high level brand for indoor and outdoor furniture, always means the best choice for high-end, fashionable products.
- All modern and fashionable furnitures always contributes to offer a premium home design. No matter how tired you are or just want to have relax, Avenli is your best choice!




**Air** Furnitures



## Flocked Armchair ▶

- # 22320
- ±94cm x 76cm x 76cm(37"x29.5"x29.5")
  - Soft flocked surface for comfortable
  - Easy folding for storage
  - Convenient indoor use
  - Color box, repair patch
  - 0.039cbm/4pcs/ctn

**NEW**



## ◀ Flocked Lounger

- # 22319
- ±105cm x 98cm x 65cm (41"x38"x25")
  - Soft flocked surface for comfortable
  - Easy folding for storage
  - Convenient indoor use
  - Color box, repair patch
  - 0.030cbm/4pcs/ctn

**NEW**



## Modern Armchair

# 27507

- ± 138cmx87cmx71cm (± 54"x34"x28")
- Heavy duty & pre-tested vinyl
- Soft and cozy with flocked surface
- Color box, repair patch
- 0.036cbm/3pcs/ctn

COLORS



## Deluxe Lounger w/Stool

# 22321

- Lounger: ± 125cmx100cmx85cm (49"x39"x33")
- Stool: ± ø56cmx27cm(ø22"x10.5")
- 0.33mm(13.2ga)vinyl,0.53mm(21.2ga)flocked vinyl
- Heavy duty & pre-tested vinyl
- Soft and cozy with flocked surface
- Built-in cup holder
- Easy folding for storage
- Convenient indoor use
- Color box, repair patch
- 0.038cbm/3set/ctn

COLORS



**NEW**



Built-in Cup Holder



## Avenli Sofa

- Heavy duty & pre-tested vinyl
- Soft and cozy with flocked surface
- Deluxe indoor & outdoor design
- 2 color assorted
- Color box with repair patch

COLORS



Inflated Size	Packing	Case Pack	Item Number
105cmx105cmx65cm (41" x 41" x 25.5")	Color box	0.043cbm/6pcs	27499

## Avenli Armchair

- Heavy duty & pre-tested vinyl
- Soft and cozy with flocked surface
- Deluxe indoor & outdoor design
- 2 color assorted
- Color box with repair patch

COLORS



Inflated Size	Packing	Case Pack	Item Number
85cmx82cmx60cm (33" x 32" x 23.5")	Color box	0.038cbm/6pcs	27498



## 5 in 1 Sofa Bed

- # 24001  
 - ±198cm x 138cm x 62cm(78"x54"x24")  
 - Strong vinyl Coil-Beam construction for supportive  
 - Super safety valves for rapid inflation and deflation  
 - Easy folding for storage  
 - Repair patch, color box  
 - 0.042cbm/2pcs/ctn

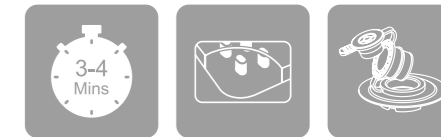
**NEW**



## 5 in 1 Flocked Sofa Bed

- # 24002  
 - ±198cm x 138cm x 62cm(78"x54"x24")  
 - Soft flocked surface for comfortable  
 - Strong vinyl Coil-Beam construction for supportive  
 - Super safety valves for rapid inflation and deflation  
 - Easy folding for storage  
 - Repair patch, color box  
 - 0.045cbm/2pcs/ctn

**NEW**



### Different Functions




### Different Functions





**I-BEAM INFLATABLE PILLOW**

- # 137002  
 - 53cmx37cm(21"x14.5")  
 - 8 ga. (0.20mm) vinyl  
 - 16ga.(0.40mm) flocked vinyl top  
 - Color Box  
 - 0.033cbm/48pcs/ctn



**TRAVEL AIR PILLOW**

- # 137007  
 - 45cmx28cm(18"x11")  
 - 8 ga. (0.20mm) vinyl  
 - 16ga. (0.40mm) flocked  
 - Color Box  
 - 0.048cbm/72pcs/ctn



**INFLATION HANDPUMP**

- Easy to Inflate and Deflate  
 - 2 Nozzles to fit major standard valves

- # 29P386  
 - Size: 8.7cmx30cm(3.4"x11.8")  
 - Air volume: 700cc x 2  
 - Color box, 0.046cbm/12pcs/ctn  
 # 29P390  
 - Size: 9.7cmx36cm(3.8"x14")  
 - Air volume: 1200cc x 2  
 - Color box, 0.053cbm/8pcs/ctn



**DOUBLE ACTION HAND PUMP**

- Easy to Inflate and Deflate  
 - 3 Nozzles to fit major standard valves

- # 29P387  
 - Size: 38cm(14.95")  
 - Air Volume: 1500cc x 2  
 - Color box, 0.069cbm/6pcs/ctn  
 # 29P388  
 - Size: 45cm(17.7")  
 - Air Volume: 2000cc x 2  
 - Color box, 0.052cbm/4pcs/ctn



**FOOT PUMP**

- Just press by feet to Inflate or deflate  
 - 2 Nozzles to fit major standard valves  
 - Polybag with header card

- # 29P202-1  
 - Size:11cm(4.5")  
 - Air Volume: 500cc  
 - 0.075cbm / 48pcs / ctn



**BELLOWS FOOT PUMP**

- Just press by foot to inflate or deflate  
 - 3 Nozzles to fit major standard valves  
 - Shrink wrapped w/insert card

- # 29P389  
 - Size: 19x16cm (7.5"x 6.3")  
 - Air volume: 2000cc  
 - 0.031cbm/12pcs/ctn  
 # 29P391  
 - Size: 26.5x18.3cm (10"x 7.3")  
 - Air volume: 3000cc  
 - 0.042cdm/12pcs/ctn



**DC ELECTRIC AIR PUMP**

- Simply to be charged by car lighter  
 - Quickly deflate and infate  
 - 3 nozzeles to fit major standard valves  
 - Pressure:3500pa-4500pa

- # 29P309  
 - DC 12V  
 - Color box: 0.022cbm/12pcs/ctn



**AC ELECTRIC AIR PUMP**

- Include 3 nozzles to fit all recreational inflatable  
 - Max. Air Pressure: 1.3PSI(9kPa)  
 - Power: 300W(EU) 250W(US)  
 - EMC/LVD/ETL/CE Approved

- # 29P442EU  
 • AC 220-240V(Euro Standard)  
 • Conform to ROHS Directive



- # 29P442US  
 - AC 110-120V(U.S.A & Canada Standard)



**AC ELECTRIC AIR PUMP**

- Multi-plug available  
 - 3 Nozzles to fit major standard valves  
 - Pressure:4000pa  
 - Color box,0.022cbm/12pcs/ctn

- # 29P308EU  
 AC220-240V(Euro Standard)  
 Conform to RoHS Directive



- # 29P308GB  
 AC220-240V(UK Standard)  
 Conform to RoHS Directive



- # 29P308US  
 AC120V(U.S.A&Canda Standard)



**AC ELECTRIC AIR PUMP**

- AC ELECTRIC AIR PUMP  
 - Convenient for indoor and Outdoor use  
 - Powered by AC socket or Car Light  
 - Quickly inflate and deflate  
 - Pressure: 2500 Pa  
 - 3 nozzels to fit major standard valves  
 - Color box: 0.024cbm/12pcs/ctn

- # 29P364EU  
 - AC220-240V or DC 12V



**3-WAY ELECTRIC AIR PUMP**

- Convenient for Indoor and Outdoor use  
 - Powered by AC Socket or Car Lighter  
 - Or direct use by 8 X AA-cell Batteries  
 - Quickly deflate and inflate  
 - 3 nozzles to fit major standard valves  
 - Pressure: 2400Pa  
 - Color Box:0.052cbm/24pcs/ctn

- # 29P312-2EU  
 - DC 12V(Battery + Cigar Lighter) +  
 AC 230V(Euro Standard)



**BATTERY AIR PUMP**

- Convenient for Indoor and Outdoor use  
 - Use by 8 X AA-cell Batteries (not included)  
 - Quickly deflate and inflate  
 - 3 nozzles to fit major standard valves  
 - Pressure: 2400Pa  
 - Color Box:0.052cbm/24pcs/ctn

- # 29P312  
 - DC 12V(Battery)





SHANGHAI JILONG SPORT AND LEISURE PRODUCTS CO., LTD

3F & 6F, Tower A1, No.2555 Xiupu Road, Kangqiao,  
Pudong Area, Shanghai, 201315, P.R.China

**Tel:** +86-21-58942200 **Fax:** +86-21-58940305/58940434 **E-mail:** info@jilong.com **Web:** www.jleisure-global.com

