

8174273000



STORAGE BUILDINGS

Specializing in quality customer service and affordable prices

CROSS ROAD BUILDINGS
www.crossroadbuildings.com

Standard Building Features

All standard buildings have **5 year workmanship warranty**

FLOOR

- 4"x6" pressure treated timber skids
- 2"x4" pressure treated floor joists 16" on center
- 5/8" BC plywood floor

WALLS

- 6' 4" (76") tall side walls.
- 2"x4" wall studs placed 16" on center, with double studed corners.
- Double top plate layer - 2"x8" & 2"x4" for extra sidewall and eave strength.
- 3/8" LP Smart panel siding with a 50 yr. warranty
- All nails and joints are caulked and sealed to provide a smooth exterior finish.
- Two Coats of our 10yr. no fade warranty + 25yr. adhesion warranty, Haley paint.

ROOF

- Buildings up to 12' wides have 2"x4" roof trusses placed 24" on center
- Buildings 14' - 16' wide have 2"x6" roof trusses placed 24" on center
- Roof trusses plated together with 2-1/4" x 5" Steel plates
- 7/16" OSB Roof Sheathing
- Drip edge on roof
- Synthetic felt on top the OSB to seal the roof
- 30 yr. dimensional shingles, or choose the 40 yr. metal roof

VENTS

- Two 8" x 16" end wall vents
- (Lofted Barns Only) 16' or shorter buildings receive two 4' deep lofts
- (Lofted Barns Only) 20' or longer buildings receive two 8' deep lofts

BUILDING OPTIONS

- Two 2' x 3' windows
- Diamond Plate Door Threshold
- 6' x 6' Double Door

FEATURES
KEY



6'x6'
Double Door



9 Lite Door



2'x3' Window



2'x3' Window
with Shutters



9'x7'
Garage Door



Scan to **DESIGN YOUR OWN CUSTOM SHED**
With Our **3D BUILDER TOOL!**



Elite/Cabin Building Features

All Elite/Cabin buildings have 7 year workmanship warranty

FLOOR

- 4"x6" pressure treated timber skids
- **2"x6"** pressure treated floor joists 16" on center
- **3/4"** BC plywood floor nailed to floor joists with 3" ring shank nails.

WALLS

- 6' 4" (76") tall side walls (Elite Garden Shed/Cabins **8'** Sidewalls)
- 2"x4" wall studs placed 16" on center, with double studded corners.
- Double top plate layer - 2"x8" & 2"x4" for extra sidewall and eave strength.
- **7/16" LP SilverTech siding** with a 50 yr. warranty (**Elite**)
- **7/16" LP siding w/ House Wrap** with a 50 yr. warranty (**16x52 and large get OSB Sheathing than LP siding added for extra strength**) (**Cabins**)
- All nails and joints are caulked and sealed to provide a smooth exterior finish.
- Two Coats of our 10yr. no fade warranty + 25yr. adhesion warranty, Haley paint

ROOF

- Buildings up to 12' wide have 2"x4" roof trusses placed 24" on center
- Buildings 14' - 16' wide have 2"x6" roof trusses placed 24" on center
- Roof trusses plated together with 2-1/4" x 5" Steel plates
- **7/16" SolarBoard technology keeps the building cooler in summer**
- **Complete 4" overhang**
- Drip edge on roof
- Synthetic felt on top the **SolarBoard** to seal the roof
- 30 yr. dimensional shingles, or choose the 40 yr. metal roof

VENTS

- **Vented Ridge**
- Two 8" x 16" end wall vents

LOFTS

- (Elite Lofted Barn Only) 16' or shorter buildings receive two 4' deep lofts
- (Elite Lofted Barn Only) 20' or longer buildings receive two 8' deep lofts
- (Elite Garden Shed Only) One 4' Deep Loft

BUILDING OPTIONS

- Two 2' x 3' windows with **shutters**
- Diamond Plate Door Threshold
- 6' x 6' Double Door
- Elite Garden Shed (80" Tall Doors)
- Cabins (One 9 Lite Door & Two 3x4 Windows)

BARNES



LOFTED BARNES are portable storage buildings with a unique feature which allows them to maximize the most storage space per sq. ft. for your dollar. This building features an overhead loft for additional storage capacity, which makes these sheds a multi-purpose storage building. With a lofted barn you will get the benefit of a larger storage capacity and take up less space on your property.



ELITE LOFTED BARNES give you the most storage space per sq. ft. in a portable storage building and it is the most popular of our models because of that. The loft is the perfect place to store all that extra stuff that you don't use up and out of the way and still have space for a work shop, mower, wheelbarrows and more down below.

SHEDS



X2

GARDEN SHEDS add a special dimension to your backyard. This portable storage building can be used for storage, but also as a workshop for crafts, woodworking or other projects. Maybe your garage is full? Why not free up some space for the car and move the mower, lawn mower, and 4-wheeler into a garden shed.



X2

ELITE GARDEN SHEDS are the choice man shed for that work shop that's always been dreamed of. This model comes with 7' 9" walls ready to be finished out for an all-purpose dream building! Upgrade to a porch and add a steel door with some windows and you will have it converted to a lakeside cabin! The taller walls with cathedral open ceiling design makes for a very open roomy shed superior to all other models.



UTILITY SHEDS are what you might call the 'universal shed'. There are endless possibilities of what you can do with this storage shed. It's simple design allows you to customize it to just the building you need. Add shelves, windows, work bench, or whatever else you would like to make it yours. And even custom paint it to match your house.



ELITE PORTABLE GARAGES are an excellent building to park that extra vehicle in, a small tractor, boat, ATV, or lawn mower in. The floor is built with extra strength and durability. 2"x6" pressure treated floor joists, 12" on center with 3/4" pressure treated plywood.



STUDIO SHEDS are practical and stylish, offering a perfect solution for storing lawn equipment, creating a backyard office, or serving as a studio. Made with top-quality materials, this single-slope shed enhances any outdoor space, providing functionality and a modern look.



CHICKEN COOPS are designed to keep your chickens safe and comfortable. Made with high-quality materials, these coops offer durability and protection, ensuring a healthy environment for your flock. Stylish and functional, our coops enhance your outdoor space while providing a perfect home for your chickens.



DOG KENNELS provide a safe and comfortable space for your pets. Built with high-quality materials, these kennels are durable and designed to offer your furry friends a cozy and secure environment. Enhance your outdoor space with a kennel that combines functionality and style, ensuring your pets are happy and protected.



GREENHOUSES are built just for you! Made with high-quality materials, it offers the perfect environment for your plants. Durable, stylish, and functional, it will enhance your outdoor space and gardening experience.

CABINS



X2

GABLE CABIN WITH PORCH designed and built to live in. It can be finished out as a rustic cabin, a tiny home, an extra guest room, or an office. There's plenty of room for a kitchen, bathroom, bedroom, and living area. Comes with 6" overhang on gable ends and 4" overhang on side.



X2

LOFTED CABIN WITH PORCH are designed and built to live in. It can be finished out as a rustic cabin, a tiny home, an extra guest room, or an office. There's plenty of room for a kitchen, bathroom, bedroom, and living area. The loft upstairs gives more space for another bedroom or storage. Comes with 6" overhang on gable ends and 4" overhang on side.



X2



CABIN SHELLS are the perfect building for that weekend getaway. These can be delivered fully assembled to your location and ready for you to finish out to whatever style you like. Comes with 6" overhang on gable ends and 4" overhang on side.



X2



DORMER CABIN SHELLS are designed and built to live in. It features a dormer with 4 transom windows. This brings much more light into the building, while at the same time adding a luxurious look to this cabin! Comes with 6" overhang on gable ends and 4" overhang on side.

HORSE BARN



RUN-IN SHEDS

Run-in Opening • 29 Gauge 40 Yr Warranty Metal Siding And Roof • 2x6 Kick-boards Lining The Inside 4' High to Protect Walls • 2x4 Rafters 36" on Center



RUN-IN SHEDS WITH TACKROOM

Tackroom Specs: 6' Wide - 2x4 Pressure Treated Floor Joist • 3/4" BC Treated Plywood • 36" Metal Door Run-in Opening • 29 Gauge 40 Yr Warranty Metal Siding And Roof • 2x6 Kick-boards Lining The Inside 4' High to Protect Walls 2x4 Rafters 36" on Center

GALLERY



OPTIONS & COLORS

We offer a variety of upgrades, options, add-ons, and colors

Windows



2x3 Window
w/Shutters



2x3 Insulated
Window w/Shutters



3x3 Window Single
Pane or Insulated

*Available with
Shutters*



3x4 Insulated
Window

*Available with
Shutters*

Doors



9 Lite Door



Solid Fiber
Glass Door



Fan Light
Door



11-Lite Door



Texas Star
Door



36" Single
Wooden Door



6' Double Barn Doors



6' Double Doors with
Transom Windows



Roll-up Door Option
6x6' or 6x7'



9x7 Garage Door



Transom Window

Additional Options

- Hurricane Clips
- Electrical Package
(4 Outlets, 1-4' Florescent light with 100 AMP Breaker box)
- Anchors
- 3/4 PT Plywood Floor
- Interior Framing to Ceiling
- Spray Foam
3.5" Open Cell OR 1" Close Cell



24" Shelves



5' Aluminum Ramp



24" Workbench



Tyvek House Wrap in Walls



Silver Tech Siding

- » Free delivery within 150 miles of 76055
- » Blocking every 8' on center is included
- » 2' wider than the building is required to get the building into your location. Customer is required to remove Fences, Trees or anything that will hinder delivery.

On-site Build Available for an Additional Charge

DELIVERY



ROOFING COLOR OPTIONS

Actual material colors may differ slightly from the printed colors shown.

Metal Roofing

We have a wide selection of available colors to coordinate perfectly with your building's color choice. Metal roofing looks great and lasts! **Note: Copper Metallic will incur an additional fee of \$1 per sq. ft.**



Bone White



Galvalume




Light Gray



Charcoal




Black



Clay



Sierra Tan



Brown



Bronze



Burgundy



Barn Red



Forest Green



Hawaiian Blue



Gallery Blue



Stone



Bright Red



County
Charcoal




Ivory



Copper
Metallic

Shingle Roofing



Onyx Black




Desert Tan




Driftwood

SIDING & TRIM COLOR OPTIONS

Actual material colors may differ slightly from the printed colors shown.



White



Navajo White



Christiana



Ronks Grey



Zook Tan



Chestnut



Leola Almond



Wedgewood
Blue



Navy Blue



Black



Green



Red



Pequea Green



Buckskin



Nature Walk
Stain



Chestnut
Brown Stain



Driftwood
Stain



Shale



Wild Grasses



Bora Bora
Shore



Scan to **DESIGN YOUR OWN CUSTOM SHED**
With Our **3D BUILDER TOOL!**



PAYMENT OPTIONS

- » PURCHASE OUT RIGHT - 50% Upfront 50% Upon Completion
- » FINANCING - 4.99%–36.99% with approved Credit
- » RENT TO OWN, NO CREDIT CHECK, INSTANT APPROVAL

*24, 36, 48, or 60 month terms available. Early Payoff Discount.
90 Days Same as Cash Available within the Rent To Own Program only.*

QUALITY

STORAGE BUILDINGS

Quality Storage Buildings is a family-owned Christian business dedicated to excellence since 1996. Founded by Darrel Strite and recently partnered with his sons, Quality Storage Buildings has evolved to better serve you with top-quality craftsmanship and innovation.

Our mission is to honor God by making a meaningful difference in the lives of our employees, customers, and communities. We strive to deliver outstanding outdoor structures with a commitment to integrity and exceptional service.

Explore our range of customizable structures—including sheds, cabins, run-in sheds, dog kennels, greenhouses, and chicken coops. Each structure is crafted with care and available in various customizable options to enhance your outdoor space and suit your needs.



Cross Road Buildings

9310 E US Hwy 377 • Cresson, TX 76035

www.crossroadbuildings.com

sales@crossroadbuildings.com

 [crossroadbuildings](https://www.facebook.com/crossroadbuildings)

 [@qualitystoragebuildings1606](https://www.youtube.com/@qualitystoragebuildings1606)



**Design Your Own Shed
Using Our 3D Builder Tool**