

the process behind this collection

the next content was taken from a conversation with the artist

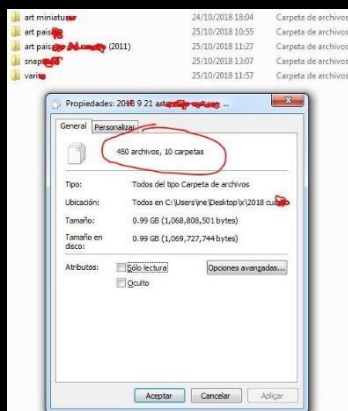
1. first of all, i made a project management plan, naming "all" the tasks that i considered necessary for this project. certainly at that moment i was blind to many of them, but in spite of that, i got started.



2. for me, all the places where i had the opportunity to live and take these pictures, made me feel such a great honor (reverence), and has been one of the greatest pleasures that i have had the privilege to live. (the first creative process)



3. then, i selected 450 photographs from a big pile of pictures; this was a very tough task, leaving out so many good pieces.



4. i did a focus group with some art-loving friends to select the top images.



5. from the 450 images we selected 72 pieces that later on were printed in miniature.
i started evaluating the first samples.




6. digital work. there were a lot of mistakes in the workspace during the fix and cleanup process. however, it was very rewarding at the end.




7. the digital work concluded in 30 delicate pics (42 were removed).



8. then, the second creative process began; i made up more than 145 handmade stencils (scissors, cutters, teeth, and a lot of unimaginable cutting tools were involved).




9. digitalization of the handmade stencils.




10. laser cut of the digital stencils.



11. after a lot of interventions and exercises with airbrush and acrylic paintings, nope, i didn't like it... i decided to do the interventions with brushes, spatulas, rags, symbols, etc.



12. i started the third creative process. (interventions)
along the way, i felt that 5 of the 30 selected pieces weren't worthy to bring out, so i took them down.



13. protecting the originals with varnish.



14. high resolution photographs were taken, to register the colors, temperature, saturation, brightness, etc., of the final artwork of each piece; the goal was to have the perfect material to accurately reproduce 199 certified copies of each artwork, so there would be only one original and 199 certified copies of each artwork in the world.



15. because details are very important for me, i put a lot of time into the sheath-casing, mostly because i want you to have a really nice experience when you receive your artwork, a feeling that great care was taken, because that's the way it is for me. i appreciate and value with all my heart the effort that you put forth in order to buy one of my artworks.



16. finally it all ends in these 25 pieces that compose the "nostalgia" collection that i humbly-proudly now share with you.

