



INNO-TDS®

Transdermal Delivery System

## LINE AND PROTOCOLS

---

professional use

Innovation  
from  
experience



 INNOAESTHETICS



## Contents

# LINE AND PROTOCOLS



## AESTHETICS

### Face

REJUVENATION	INNO-TDS® DNA PEPT-HA	7
	INNO-TDS® Matrix	8
	INNO-TDS® Restructurer	9
	INNO-TDS® Fill Up	10
	INNO-TDS® TIGF	11
MOISTURIZING	INNO-TDS® Hyaluronic Acid	12
FAT REDUCTION	INNO-TDS® Face Nade	13

### Face, Body & Hair

ANTI-FLACCIDITY	INNO-TDS® Firming	14
REJUVENATION	INNO-TDS® Vitamin Complex	15
Application techniques		16-17
Protocols		18-19

## Body

CELLULITE AND/OR LOCALIZED ADIPOSITY	INNO-TDS® Draining PPC	20
	INNO-TDS® Slimming	21
	INNO-TDS® Cynara Plus+	22
Application techniques		23
Protocols		24-25

## Specific

	INNO-TDS® Hyaluronidase	26
Application techniques		27
Protocol		28-29

## DERMATOLOGY

### Treatments

SENSITIVE SKIN	INNO-TDS® Sensitive-ID	31
DRY SKIN	INNO-TDS® Xeroskin-ID	32
ACNE	INNO-TDS® AKN-ID	33
REDNESS	INNO-TDS® Redness-ID	34
Application techniques		35
Protocols		36-37
ALOPECIA	INNO-TDS® Hair Loss Control	38
	INNO-TDS® Hair Vital	39
Application techniques		40
Protocols		41

## Transdermal Delivery System

INNO-TDS® formulations have been conceived for transdermal delivery by the skin care professionals.

They allow the various active ingredients to pass through the stratum corneum and reach the deeper layers of the skin.

Active ingredients are released into the target area rapidly but in a gentle manner with no side-effects. INNO-TDS® formulations are made without preservatives and are completely pure and sterile.

## Innoaesthetics Therapeutic Unit (ITU)


In the framework of transdermal administration, a therapeutic unit is used to measure the dose to administer.

To guarantee optimal product dosage, INNOAESTHETICS has established its own therapeutic unit.

One ITU (Innoaesthetics Therapeutic Unit) corresponds to 0.02ml, one scale marking in 1ml syringe, as shown in the figure below.

This specificity of INNOAESTHETICS guarantees, on the one hand, the safety of its treatments by reducing the risk of side effects that a wrong dosage can cause, and on the other hand, the optimization of their effectiveness. Furthermore, it makes them easier to perform.

INNOAESTHETICS has determined a specific number of UTIs for each product. They are indicated in the application protocols.



## Aesthetics

INNO-TDS® offers solutions to prevent and treat all the signs of skin aging and the most common body concerns.

### SYMBOLS:

	ANTI-AGEING		MOISTURIZING		FREE RADICAL PREVENTION
	RESTRUCTURING		BRIGHTENING		TONING
	FIRMING		ADIPOSITY HLD (Cellulite)		ROSACEA
	ACNE		ALOPECIA		

INNO-TDS®

Rejuvenation

# DNA PEPT-HA

Dermal reconstruction  
for connective tissue recovery.



## INDICATIONS



## Indications

- Damaged tissue reconstruction.

## Active Ingredients

Polydeoxyribonucleotide, Peptides, Glutathione, Hyaluronic Acid.

## Mechanism of Action

It restores the physiological condition of the extracellular matrix. It promotes and improves skin healing processes.



### Presentation

4 vials of 2,5 ml



### Number of sessions

4



### Time between sessions

15 days



### pH of the product

6.5 - 7.5



### Osmolarity

260-340 mOsmol/Kg

## Follow-up at home

### 1. INNO-DERMA® Skin Repair

Intense skin recovery cream.

Apply in the morning for 2 months.

### 2. INNO-DERMA® Age Control Caps

Anti-aging supplement.

1 tablet per day, preferably with meals.

2-3 months.

### 3. INNO-DERMA® Age Rescue

Intense treatment for skin rejuvenation.

Apply at night for 2-3 months.



# MATRIX

Intense dermal revitalization.



## INDICATIONS



## Indications

- Matrix revitalization.
- Tissue detoxification.

## Active Ingredients

Pyruvic Acid, Silicium, Hyaluronic Acid, Zinc.

## Mechanism of Action

Its active ingredients work in synergy to promote and maintain fibroblast metabolism, therefore stimulating tropocollagen production and regulating the synthesis of the elements that help to nourish the skin. These effects lead to the restoration of the extra-cellular matrix.

## Follow-up at home

### 1. INNO-EPIGEN® Age Perfection Serum

Concentrated anti-aging serum.

Apply in the morning for 2-3 months.

### 2. INNO- EPIGEN® Urban Day Cream SPF20

Protects the skin from external aggressions.

Apply over the serum in the morning for 2-3 months.

### 3. INNO-DERMA® Age Control Caps

Anti-aging supplement.

1 tablet per day preferably with meals.

2-3 months.

### 4. INNO-DERMA® Age Rescue

Intense treatment for skin rejuvenation.

Apply at night for 2-3 months.



## Presentation

4 vials of 2,5 ml



## Number of sessions

4



## Time between sessions

7 days



## pH of the product

6.5 - 7.5



## Osmolarity

260-340 mOsmol/Kg

1.



2.



3.



4.





INNO-TDS®

Rejuvenation

# RESTRUCTURER

Powerful antioxidant and restructuring agent.



## INDICATIONS



## Indications

- Dermal tissue restructuring.
- Skin brightening.

## Active Ingredients

Ascorbic Acid, Glutathione, Superoxide Dismutase, Lipoic Acid, Hyaluronic Acid.

## Mechanism of Action

Combination of antioxidant ingredients that protect the skin tissue from free radical damage. Thereby, this formula prevents skin aging, enhances moisture and helps to repair the components of the extracellular matrix.

## Follow-up at home

- 1. INNO-EPIGEN® Antiox Serum**  
Antioxidant and detoxifying serum.  
Apply in the morning for 2-3 months.
- 2. INNO- EPIGEN® Urban Day Cream SPF20**  
Protects the skin from external aggressions.  
Apply over the serum in the morning for 2-3 months.
- 3. INNO-DERMA® Age Control Caps**  
Anti-aging supplement.  
Take 1 tablet per day, preferably with meals, for 2-3 months.
- 4. INNO-DERMA® Dark Spot Eraser**  
Lightening treatment.  
Apply at night for 2-3 months.



## Presentation

4 vials of 5 ml



## Number of sessions

4



## Time between sessions

7 days



## pH of the product

6.0 - 7.0



## Osmolarity

260-340 mOsmol/Kg

1.



2.



3.



4.



# FILL UP

Increases skin density.

## INDICATIONS



## Indications

- Dermal redensification.

## Active Ingredients

Hyaluronic Acid, Glycerol, DMAE, Mannitol, Panthenol.

## Mechanism of Action

It combines a moisturizing action, which restores dermal elasticity, with the stimulation of skin density, which provides a firming effect.

## Follow-up at home

### 1. INNO-EPIGEN® Age Perfection Serum

Concentrated anti-aging serum.

Apply in the morning for 2-3 months.

### 2. INNO-EPIGEN® Urban Day Cream SPF20

Protects the skin from external aggressions. Apply over the serum in the morning for 2-3 months.

### 3. INNO-DERMA® Age Control Caps

Anti-aging supplement. Take 1 tablet per day, preferably with meals, for 2-3 months.

### 4. INNO-DERMA® Age Rescue

Intense treatment for skin rejuvenation. Apply at night for 2-3 months.



## Presentation

4 vials of 2,5 ml



## Number of sessions

3



## Time between sessions

15 days



## pH of the product

7.0 - 7.5



## Osmolarity

260-340 mOsm/Kg

1.



2.



3.



4.



INNO-TDS®

Rejuvenation

# TIGF

Growth factor induced therapy.



## INDICATIONS



## Indications

- Cellular repair.
- Growth factor stimulation.

## Active Ingredients

Chitosan, Elastin, Collagen, Chondroitin, Peptides, Repair complex.

## Mechanism of Action

It favors the synthesis of growth factors and improves the condition of the extracellular matrix, thus restoring skin vitality, thickness, and elasticity. All this leads to a more elastic and smoother skin texture.

## Follow-up at home

- 1. INNO-EPIGEN® Age Perfection Serum**  
Concentrated anti-aging serum.  
Apply in the morning for 2-3 months.
- 2. INNO-EPIGEN® Urban Day Cream SPF20**  
Protects the skin from external aggressions. Apply over the serum in the morning for 2-3 months.
- 3. INNO-DERMA® Age Control Caps**  
Anti-aging supplement. Take 1 tablet per day, preferably with meals, for 2-3 months.
- 4. INNO-DERMA® Age Rescue**  
Intense treatment for skin rejuvenation.  
Apply at night for 2-3 months.



## Presentation

4 vials of 2,5 ml



## Number of sessions

4



## Time between sessions

7 days



## pH of the product

6.0 - 7.0



## Osmolarity

260-340 mOsmol/Kg

1.



2.



3.



4.



# HYALURONIC ACID

Extreme skin hydration.



## INDICATIONS



## Indications

- Dermal rehydration.

## Active Ingredients

Hyaluronic Acid.

## Mechanism of Action

It acts on expression lines thanks to providing the skin with water retention capabilities that enhance skin volume and elasticity. Hence increasing smoothness and improving skin appearance.

## Follow-up at home

### 1. INNO-EPIGEN® Antiox Serum

Antioxidant concentrated serum.  
Apply in the morning for 2-3 months.

### 2. INNO-EPIGEN® Urban Day Cream SPF20

Protects the skin from external aggressions. Apply over the serum in the morning for 2-3 months.

### 3. INNO-DERMA® Age Control Caps

Anti-aging supplement. Take 1 tablet per day, preferably with meals, for 2-3 months.

### 4. INNO-DERMA® Age Rescue

Intense treatment for skin rejuvenation.  
Apply at night for 2-3 months.



## Presentation

4 vials of 2,5 ml



## Number of sessions

3



## Time between sessions

15 days



## pH of the product

7.0 - 7.5



## Osmolarity

260-340 mOsmol/Kg

1.



2.



3.



4.



INNO-TDS®

Reductor

# FACE NADE

Solution for facial contouring.



## INDICATIONS



## Indications

- Facial contour redefinition.

## Active Ingredients

Carnitine, Cynara, Melilotus, Tyrosine, Lecithin, Troxerutin.

## Mechanism of Action

Combination of active ingredients that promote lipolysis in the face and chin, also inhibiting lipogenesis. Moreover, it improves lymphatic drainage and reinforces skin structure.



## Presentation

4 vials of 2,5 ml



## Number of sessions

4



## Time between sessions

7 days



## pH of the product

7.0 - 8.0



## Osmolarity

260-340 mOsmol/Kg

## Follow-up at home

### 1. INNO-EPIGEN® Age Perfection Serum

Concentrated anti-aging serum.

Apply in the morning for 2-3 months.

### 2. INNO-DERMA® Age Rescue

Intense treatment for skin rejuvenation.

Apply at night for 2-3 months.



1.

2.

INNO-TDS®

Anti-flaccidity

# FIRMING

Strengthens the elastic fibers and firms facial and body sagging skin.



## INDICATIONS



## Indications

- Restores skin elasticity.
- Flaccidity.

## Active Ingredients

DMAE, Silicium, Thiocetic Acid, Acetyl Cysteine.

## Mechanism of Action

It improves the appearance of saggy skin by an immediate firming action. It increases skin resilience and elasticity, leaving the skin smoother and more defined.



## Presentation

4 vials of 5 ml



## Number of sessions

6



## Time between sessions

7 days



## pH of the product

5.0 - 5.5



## Osmolarity

260-340 mOsmol/Kg

## Follow-up at home

### FACE

#### 1. INNO-EPIGEN® Age Perfection Serum

Concentrated anti-aging serum. Apply in the morning for 2-3 months.

#### 2. INNO-EPIGEN® Urban Day Cream SPF20

Protects the skin from external aggressions. Apply over the serum in the morning for 2-3 months.

#### 3. INNO-DERMA® Age Rescue

Intense treatment for skin rejuvenation. Apply at night for 2-3 months.

### BODY

#### 1. INNO-EPIGEN® Body Contour

Body slimming, firming and remodelling cream. Apply every day for 3 months.

1.

2.

3.

1.

FACE

BODY



INNO-TDS®

Rejuvenation

# VITAMIN COMPLEX

Stimulates skin cell metabolism.



## INDICATIONS



### Indications

- Micronutrients restitution.
- Promotes protein synthesis.

### Active Ingredients

Amino Acids, Trace Elements, Stabilized Vitamins, Mannitol, Hyaluronic Acid.

### Mechanism of Action

Nourishing complex for the restitution of micronutrients in case of deficiencies. It ensures skin and scalp optimal physiological conditions.



### Presentation

4 vials of 5 ml



### Number of sessions

4 - 8



### Time between sessions

7 days



### pH of the product

6.5 - 7.5



### Osmolarity

260-340 mOsmol/Kg

## Follow-up at home

### FACE

#### 1. INNO-EPIGEN® Antiox Serum

Antioxidant and detoxifying serum. Apply in the morning for 2-3 months.

#### 2. INNO-EPIGEN® Urban Day Cream SPF20

Protects the skin from external aggressions. Apply over the serum in the morning for 2-3 months.

#### 3. INNO-DERMA® Age Rescue

Intense treatment for skin rejuvenation. Apply at night for 2-3 months.

### HAIR

#### 1. INNO-DERMA® Hair Lotion

Slows down hair loss and

stimulates hair growth.

Apply once or twice a day on the affected areas of the scalp for 6 months.

#### 2. INNO-DERMA® Hair Caps

Supplement for hair loss. Take 2 capsules per day, preferably with meals, for 6 months.



1.

2.

3.

1.

2.

FACE

HAIR



INNO-TDS®

## APPLICATION TECHNIQUES

All products can be applied with nappage technique, which can be used alone or combined with other techniques.



### NAPPAGE

2-3 mm apart



Depth: 2 mm  
Dosage: 0,01 to 0,02 ml

### POINT BY POINT



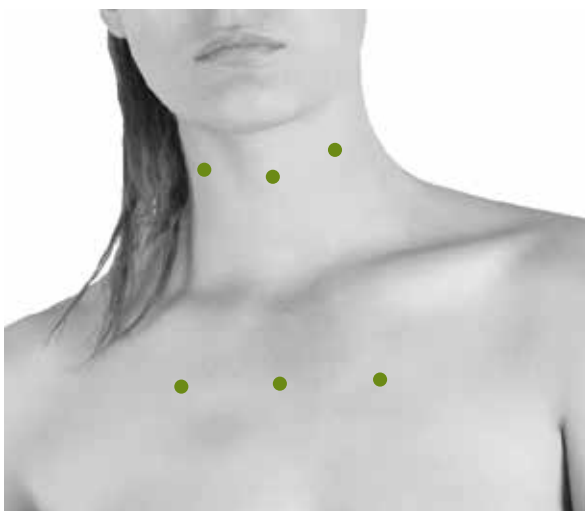
1 cm de apart





## APPLICATION TECHNIQUES

Depth: 1 mm Dosage: 0,01 a 0,02 ml	
POINT BY POINT LOWER EYELID	
1 cm apart	●



Depth: 2 mm Dosage: 0,01 to 0,02 ml	
MICRO-PAPULAR NECK AND DECOLLETE	
●	2 cm apart

# FACIAL PRODUCTS

## APPLICATION

### Protocols

The professional will determine the application technique, amount of product, frequency, and follow-up according to the patient's needs.

PRODUCT	DEPTH OF APPLICATION	APPLICATION TECHNIQUE	DISTANCE BETWEEN POINTS
DNA PEPT-HA	2 mm	Point by point	1 – 1,5 cm
	-	Nappage	2 – 3 mm
MATRIX	2 mm	Point by point	1 – 1,5 cm
	-	Nappage	2 – 3 mm
RESTRUCTURER	2 mm	Point by point	1 – 1,5 cm
	-	Nappage	2 – 3 mm
FILL UP	2 mm	Linear retro-tracing technique	10 mm
		Micro-papular	2 – 3 cm
	-	Nappage	2 – 3 mm
TIGF	2 mm	Point by point	1 – 1,5 cm
	-	Nappage	2 – 3 mm
VITAMIN COMPLEX	2 mm Facial and hair	Point by point Facial and hair	1 cm
	-	Point by point	2 – 3 mm
HYALURONIC ACID	2 mm	Point by point	1 – 1,5 cm
		Micro-papular	2 – 3 cm
	-	Nappage	2 – 3 mm
FACE NADE	4 mm	Point by point	1 cm
FIRMING		Point by point in face	1 – 1,5 cm
	2 mm	Micro-papular, neck and decollete	2 – 3 cm
	-	Nappage	2 – 3 mm

VOLUME PER INJECTION	TOTAL VOLUME INJECTED PER SESSION	FREQUENCY AND NUMBER OF SESSIONS	FOLLOW-UP
½ to 1 ITU* (0,01 – 0,02 ml)	1,5 – 2,5 ml	1 session every 15 days (4 sessions)	If necessary, this cycle can be repeated every 4 months
-			
½ to 1 ITU* (0,01 – 0,02 ml)	1,5 – 2,5 ml	1 session per week (4 sessions)	If necessary, this cycle can be repeated every 4 months
-			
½ to 1 ITU* (0,01 – 0,02 ml)	1,5 – 2,5 ml	1 session per week (4 sessions)	If necessary, this cycle can be repeated every 4 months
-			
½ ITU* (0,01 ml)	2,5 ml	1 session every 15 days (3 sessions)	If necessary, this cycle can be repeated every 4 months
2,5 ITU* (0,05 ml)			
-			
½ to 1 ITU* (0,01 – 0,02 ml)	1,5 – 2,5 ml	1 session per week (4 sessions)	If necessary, this cycle can be repeated every 4 months
-			
½ to 1 ITU* (0,01 – 0,02 ml)	1,5 – 2,5 ml	1 session per week (4-8 sessions)	If necessary, this cycle can be repeated every 6-8 months
-			
½ to 1 ITU* (0,01 – 0,02 ml)	1,5 – 2,5 ml	1 session every 15 days (3 sessions)	If necessary, this cycle can be repeated every 4 months
2,5 ITU* (0,05 ml)	2,5 ml		
-	1,5 – 2,5 ml		
½ ITU* (0,01 ml)	2,5 ml	1 session per week (4 sessions)	If necessary, this cycle can be repeated every 6 months
½ to 1 ITU* (0,01 – 0,02 ml)	1,5 – 2,5 ml	1 session per week (6 sessions)	If necessary, this cycle can be repeated every 6 months
2,5 ITU* (0,05 ml)	2,5 ml		
-	1,5 – 2,5 ml		

\* One ITU (Innoaesthetics Therapeutic Unit) is equal to 0.02 ml.

INNO-TDS®

Cellulite and/or Localized adiposity

# DRAINING PPC

Solution for body contouring.

## INDICATIONS



## Indications

- Body contour redefinition.

## Active Ingredients

Phosphatidylcholine.

## Mechanism of Action

It promotes the elimination of localized fat deposits, especially in those areas of the body that are more prone to accumulate it, such as:

- Abdomen.
- Hips.
- Thighs.
- Knees.
- Arms.



Presentation

4 vials of 5 ml



Number of sessions

4



Time between sessions

30 days



pH of the product

7.5 - 9.0



Osmolarity

260-340 mOsmol/Kg

## Follow-up at home

### 1. INNO-EPIGEN® Body Contour

Body slimming, firming and remodelling cream.

Apply every day for 2-3 months.

### 2. INNO-DERMA® Reducer Plus Caps

Helps to reduce fat deposits. Take 2 capsules per day, preferably with meals, for 2-3 months.



1.

2.

INNO-TDS®

Cellulite and/or Localized adiposity

# SLIMMING

Lipolytic agent that reduces cellulite.

## INDICATIONS



## Indications

- Body reshaping.
- Cellulite-HLD.

## Active Ingredients

Carnitine, Caffeine, Silicium, CoQ10, Lysine, Vit. B5.

## Mechanism of Action

It visibly improves the body contour in the case of HLD (Hydrolipodystrophy) by helping to shrink fat deposits and smooth orange peel skin (cellulite).



## Presentation

4 vials of 5 ml



## Number of sessions

6



## Time between sessions

7 days



## pH of the product

6.5 - 7.5



## Osmolarity

260-340 mOsmol/Kg

## Follow-up at home

### 1. INNO-EPIGEN® Body Contour

Body slimming, firming and remodelling cream.

Apply every day for 2-3 months.

### 2. INNO-DERMA® Reducer Plus Caps

Helps to reduce fat deposits. Take 2 capsules per day, preferably with meals, for 2-3 months.



1.

2.

INNO-TDS®

Cellulite and/or Localized adiposity

# CYNARA PLUS+

Accelerates the lymphatic drainage.



## INDICATIONS



## Indications

- Lymphatic drainage.
- Homeostatic recovery.
- Venotonic and lymphokinetic effects.

## Active Ingredients

Cynara Scolymus, Centella Asiatica, Melilotus Officinalis, Hesperidin, Rutin.

## Mechanism of Action

It promotes the elimination of retained fluids, hence reshaping the body contour. Moreover, it improves the appearance and condition of lipodystrophy (cellulite).



**Presentation**  
4 vials of 5 ml



**Number of sessions**  
6



**Time between sessions**  
7 days



**pH of the product**  
6.0 - 7.5



**Osmolarity**  
260-340 mOsmol/Kg

## Follow-up at home

### 1. INNO-EPIGEN® Body Contour

Body slimming, firming and remodelling cream.  
Apply every day for 2-3 months.

### 2. INNO-DERMA® Reducer Plus Caps

Helps to reduce fat deposits. Take 2 capsules  
per day, preferably with meals, for 2-3 months.



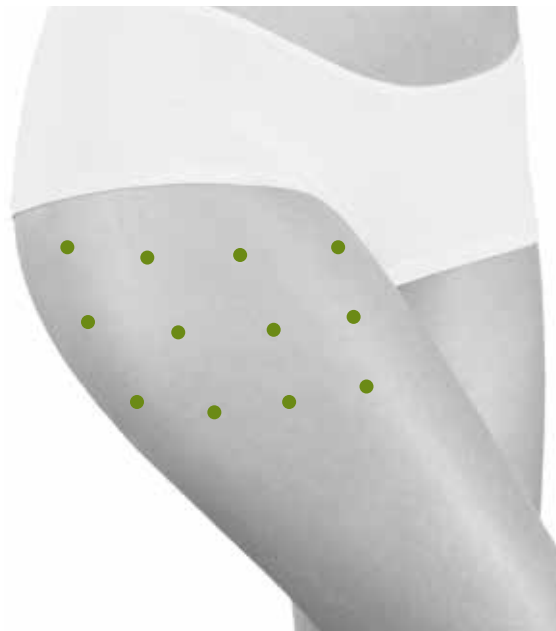
INNO-TDS®

## APPLICATION TECHNIQUES

2-3 mm apart

**NAPPAGE****MICRO-PAPULAR**

2-3 cm apart

**POINT BY POINT**

1 cm apart

# BODY PRODUCTS

## APPLICATION

### Protocols

The professional will determine the application technique, amount of product, frequency, and follow-up according to the patient's needs.

PRODUCT	DEPTH OF APPLICATION	APPLICATION TECHNIQUE	DISTANCE BETWEEN POINTS
DRAINING PPC	8 – 10 mm	Point by point subcutaneous	2 cm
SLIMMING	3 – 4 mm	Point by point	1 cm
		Micro-papular	2 a 3 cm
	-	Nappage	2 a 3 mm
CYNARA PLUS+	3 – 4 mm	Point by point	1 cm
		Micro-papular	2 a 3 cm
	-	Nappage	2 a 3 mm
FIRMING	3 – 4 mm	Point by point	1 cm
		Micro-papular	2 a 3 cm
	-	Nappage	2 a 3 mm
VITAMIN COMPLEX	3 – 4 mm	Point by point	1 cm
		Micro-papular	2 a 3 cm
	-	Nappage	2 a 3 mm



VOLUME PER INJECTION	TOTAL VOLUME INJECTED PER SESSION	FREQUENCY AND NUMBER OF SESSIONS	FOLLOW-UP
5 to 10 ITU* (0,1 - 0,2 ml)	5 – 10 ml	1 session every 30 days (4 sessions)	Not needed
1 to 2'5 ITU* (0,02 - 0,05 ml)	5 – 10 ml	1 session per week (6 sessions)	If necessary, this cycle can be repeated every 4 - 6 months
10 ITU* (0,1 ml)			
-			
1 to 2'5 ITU* (0,02 - 0,05 ml)	5 – 10 ml	1 session per week (6 sessions)	If necessary, this cycle can be repeated every 4 months
10 ITU* (0,1 ml)			
-			
1 to 2'5 ITU* (0,02 - 0,05 ml)	5 – 10 ml	1 session per week (6 sessions)	If necessary, this cycle can be repeated every 6 months
10 ITU* (0,1 ml)			
-			
1 to 2'5 ITU* (0,02 - 0,05 ml)	5 – 10 ml	1 session per week (6 sessions)	If necessary, this cycle can be repeated every 6 months
10 ITU* (0,1 ml)			
-			

\* One ITU (Innoaesthetics Therapeutic Unit) is equal to 0.02 ml.

# HYALURONIDASE

Degradation of Hyaluronic Acid deposits.

## INDICATIONS



### Indications

- Unwanted HA removal.

### Active Ingredients

Hyaluronidase 500 IU.

### Mechanism of Action

Stimulates the reabsorption of excessive hyaluronic acid.



#### Presentation

4 vials of 5 ml



#### Number of sessions

2



#### Time between sessions

21-30 days



#### pH of the product

4.5 - 6.0

INNO-TDS®

## APPLICATION TECHNIQUES

### FACIAL TREATMENT



### BODY TREATMENT

It is essential that the product reaches the tissue intended to be treated.

This product comes in the form of powder; hence it needs to be diluted in a saline solution before application.

The most common dilutions are as follows:

- 5ml of saline solution in each vial = 100 IU (International Unit) per each ml.
- 2,5ml of saline solution in each vial = 200 IU (International Unit) per each ml.

## SPECIFIC PRODUCT *APPLICATION*

### Protocols

#### ALTERATION

#### DILUTION AND DOSE

Necrosis caused by  
Hyaluronic Acid filler

500 IU in 2,5 ml of saline solution

Over-correction with  
HA filler

500 IU in 1 ml of saline solution

Hypertrophic scars

500 IU in 2,5 ml of saline solution

PEFE

500 IU in 5 ml of sterile saline solution

Post-liposuction  
Fibrosis

500 IU in 5 ml of sterile saline solution

Diffusion of actives

500 IU in 2,5 ml of saline solution

## APPLICATION

## PROTOCOL

Apply 250 IU filling the ischemic area

Evaluate the patient one hour after the initial dose and reapply if necessary.

Apply directly on the over-corrected area from 50 IU (0,1 ml) to 150 IU (0,3 ml) depending on the volume to reduce

1 session every 21 days if necessary.  
A maximum of 3 sessions.

Apply from 500 to 1000 IU in the scar. The dose will depend on the length and thickness of the scar

1 session every 21 - 30 days.  
A maximum of 5 sessions.

Delimit the area to treat, mark points 2 cm apart and apply 0,1 ml, equivalent to 10 IU of hyaluronidase in each point

1 session every 30 days.  
2 sessions maximum.

Delimit the area to treat, mark points 2cm apart and apply 0,1 ml, equivalent to a 10 IU of hyaluronidase in each point

1 session every 30 days.  
2 sessions maximum.












Combine with the anaesthesia or active ingredients to diffuse. From 50 to 10 IU of hyaluronidase

One session only

## Dermatology

In addition to treating the signs of skin aging and the most common body concerns, INNO-TDS® line offers products to treat specific dermatological problems.

### SYMBOLS:

	ANTI-AGEING		MOISTURIZING		FREE RADICAL PREVENTION
	RESTRUCTURING		BRIGHTENING		TONING
	FIRMING		ADIPOSITY HLD (Cellulite)		ROSACEA
	ACNE		ALOPECIA		

INNO-TDS®

Sensitive Skin

# SENSITIVE-ID

Defense booster and  
strengtheners for sensitive skins.



## INDICATIONS



### Indications

- Intolerant to hyperreactive skin.

### Active Ingredients

Panthenol, Hyaluronic Acid, Gluconolactone.

### Mechanism of Action

Regulates skin hyperreactivity by keeping under control the processes that may lead to skin sensitivity.



### Presentation

4 vials of 2,5 ml



### Number of sessions

4



### Time between sessions

15 days



### pH of the product

7.0 - 7.5



### Osmolarity

260-340 mOsmol/Kg

## Follow-up at home

### 1. INNO-DERMA® Sensitive Cream

Lightweight moisturizing cream for sensitive and hyperreactive skins. Daily use.

### 2. INNO-EPIGEN® Coverage UVP 50+ (Medium/Light)

Broad-spectrum sunscreen in the form of a cushion compact foundation. Use for at least 3 months.



INNO-TDS®

Dry Skin

# XEROSKIN-ID

Deeply moisturizes dry skin.



## INDICATIONS



### Indications

- Skin rehydration.
- Dry and very dry skin.

### Active Ingredients

Dermatan Sulfate, Vit. B5, Glycerol, Hyaluronic Acid.

### Mechanism of Action

It restores the optimal condition of the hydrolipidic mantle. Moisturizes and protects dry skin from external stressors.



### Presentation

4 vials of 2,5 ml



### Number of sessions

4



### Time between sessions

15 days



### pH of the product

7.0 - 7.5



### Osmolarity

260-340 mOsmol/Kg

## Follow-up at home

### FACE

#### 1. INNO-DERMA® Xeroskin Day cream

Day cream to deeply moisturize dry and very dry skin.

#### 2. INNO-DERMA® Xeroskin Night Cream

Night cream for the rehydration of dry and very dry skin.

### BODY

#### 1. INNO-DERMA® Keratoderm

Powerful body moisturizer for keratosis and dry skin. Apply daily on clean and dry skin for 2-3 months.



FACE

BODY



INNO-TDS®

Acne

# AKN-ID

Keeps acne-prone skin under control.

## INDICATIONS



### Indications

- Acne-prone skin.
- Oily skin.

### Active Ingredients

Pyruvic Acid, Zinc, Niacinamide, Melilotus, Taurine, Peptides.

### Mechanism of Action

The activity of its ingredients allows to control sebum production, prevent pore-clogging, and reduce inflammation and the number of open pores. All this ensures the prevention and reduction of acne breakouts.



#### Presentation

4 vials of 2,5 ml



#### Number of sessions

4



#### Time between sessions

7 - 15 days



#### pH of the product

6.5 - 7.5



#### Osmolarity

260-340 mOsmol/Kg

### Follow-up at home

- 1. INNO-DERMA® Deep Cleanser**  
Deep cleansing cream-gel.
- 2. INNO-EPIGEN® Purifying Serum**  
Purifying serum that regulates sebum secretion and prevents acne breakouts.
- 3. INNO-DERMA® AKN Day Cream**  
Controls oily skin, preventing sebum overproduction and pore-clogging without dehydrating the skin. Apply in the morning for 2-3 months..
- 4. INNO-DERMA® AKN β Purifier Night Gel**  
Restores skin texture and regulates sebum secretion. Apply every night for 2-3 months.



# REDNESS-ID

Reduces skin redness.

## INDICATIONS



## Indications

- Rosacea-prone skin.
- Chronic redness.

## Active Ingredients

Melilotus, Rutin, Niacinamide, Dexpanthenol, Centella Asiatica.

## Mechanism of Action

It has a potent anti-inflammatory effect that re-establishes the skin barrier function. Therefore, it strengthens the defenses against those external stressors that make sensitive skins react and develop signs and symptoms. Moreover, it prevents the formation of telangiectasia and other vascular alterations triggered by endogen and exogen factors.



## Presentation

4 vials of 2,5 ml



## Number of sessions

3



## Time between sessions

15 days



## pH of the product

6.5 - 7.5



## Osmolarity

260-340 mOsmol/Kg

## Follow-up at home

### 1. INNO-DERMA® Redness Cream

Moisturizing cream for sensitive and redness-prone skin.

Apply in the morning as part of your daily routine.

Use for at least 3 months.

### 2. INNO-EPIGEN® Coverage UVP 50+ (Medium/Light)

Broad-spectrum sunscreen in the form of a cushion compact foundation. Use for at least 3 months.



1.

2.

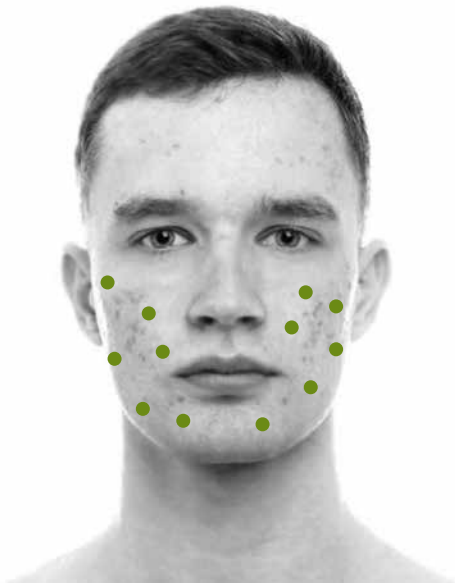
INNO-TDS®

## APPLICATION TECHNIQUES

SENSITIVE-ID, XEROSKIN-ID, AKN-ID and REDNESS-ID

!

*In case of inflammatory lesions do not apply the product directly on the lesion but around it.*



Depth: 2 mm  
Dosage: 0,01 to 0,02 ml

▶ POINT BY POINT



1-1,5 cm apart

NAPPAGE

2-3 mm apart



*These illustrations are property of Laboratorio Innoaesthetics. Unauthorized use of them may result in legal actions.*

# FACIAL PRODUCTS

## APPLICATION

### Protocols

The professional will determine the application technique, amount of product, frequency, and follow-up according to the patient's needs.

PRODUCT	DEPTH OF APPLICATION	APPLICATION TECHNIQUE	DISTANCE BETWEEN POINTS
SENSITIVE-ID	2 mm	Point by point	1 – 1,5 cm
	-	Nappage	2 – 3 mm
XEROSKIN-ID	2 mm	Point by point	1 – 1,5 cm
	-	Nappage	2 – 3 mm
AKN-ID	2 mm	Point by point	1 – 1,5 cm
	-	Nappage	2 – 3 mm
REDNESS-ID	2 mm	Point by point	1 – 1,5 cm
	-	Nappage	2 – 3 mm

VOLUME PER FOLLOW-UP	TOTAL VOLUME INJECTED BY SESSION	FREQUENCY AND NUMBER OF SESSIONS	FOLLOW-UP
½ to 1 ITU* (0,01 – 0,02ml)	1,5 – 2,5 ml	1 session every 15 days (4 sessions)	If necessary, this cycle can be repeated every 4-6 months
-	-		
½ to 1 ITU* (0,01 – 0,02ml)	1,5 – 2,5 ml	1 session every 15 days (4 sessions)	If necessary, this cycle can be repeated every 4-6 months
-	-		
½ to 1 ITU* (0,01 – 0,02ml)	1,5 – 2,5 ml	1 session every 7-15 days (4 sessions)	If necessary, this cycle can be repeated every 6 months
-	-		
½ to 1 ITU* (0,01 – 0,02ml)	1,5 – 2,5 ml	1 session every 15 days (3 sessions)	If necessary, this cycle can be repeated every 6 months
-	-		

\* One ITU (Innoaesthetics Therapeutic Unit) is equal to 0.02 ml.

# HAIR LOSS CONTROL

Specific treatment for male alopecia.

## INDICATIONS



### Indications

- Men hair loss.

### Active Ingredients

Fenugreek, Capixyl, Saw Palmetto, Azelaic Acid, Pyridoxine, Zinc.

### Mechanism of Action

It promotes the dilation of the blood vessels around the hair follicles, thus favoring the arrival of nutrients to the roots and improving hair anchoring. Moreover, it contributes to normalizing the hair growth stages and inhibits DHT hormone formation.



#### Presentation

4 vials of 2,5 ml



#### Number of sessions

8



#### Time between sessions

7 days



#### pH of the product

5.5 - 7.5



#### Osmolarity

260-340 mOsmol/Kg

## Follow-up at home

### 1. INNO-DERMA® Hair Lotion

Slows down hair loss and stimulates hair growth. Apply once or twice a day on the affected areas of the scalp for 6 months.

### 2. INNO-DERMA® Hair Caps

Supplement for hair loss. Take 2 capsules per day, preferably with meals, for 6 months.



INNO-TDS®

Hair Loss

# HAIR VITAL

Specific treatment for  
female alopecia.



## INDICATIONS



### Indications

- Women hair loss.

### Active Ingredients

Essential and Sulfur Amino Acids, Trace elements, Enzymes, Vitamins, Peptides.

### Mechanism of Action

It nourishes and stimulates the hair follicle to enhance the anagen phase. Strengthens the hair, prevents its fall, and promotes the growth of new hair.



### Presentation

4 vials of 2,5 ml



### Number of sessions

8



### Time between sessions

7 days



### pH of the product

6.5 - 7.5



### Osmolarity

260-340 mOsmol/Kg

## Follow-up at home

### 1. INNO-DERMA® Hair Lotion

Slows down hair loss and stimulates hair growth. Apply once or twice a day on the affected areas of the scalp for 6 months.

### 2. INNO-DERMA® Hair Caps

Supplement for hair loss. Take 2 capsules per day, preferably with meals, for 6 months.



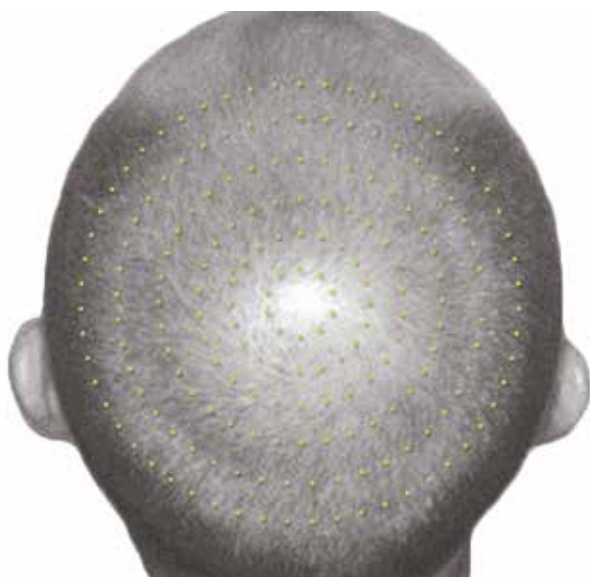
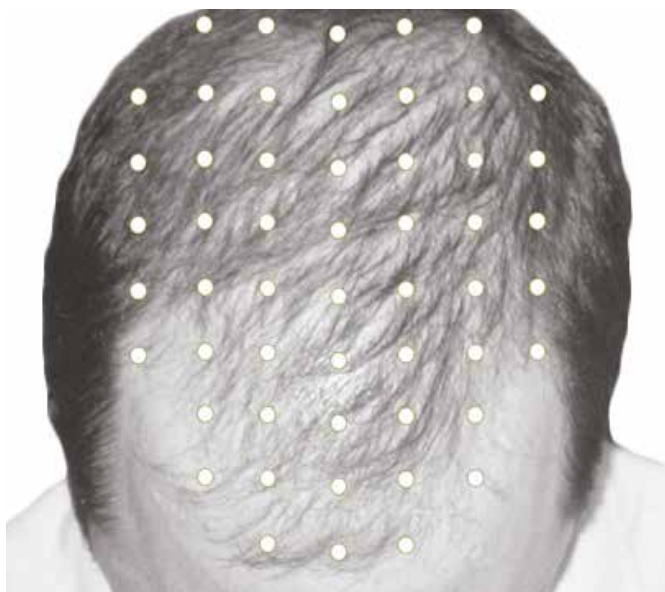
1.

2.

## APPLICATION TECHNIQUES

### HAIR LOSS CONTROL AND HAIR VITAL

Depth: 2-3mm Dosage: 0,01 to 0,02 ml	
<b>POINT BY POINT</b> ◀	
2 cm apart	●



▶	<b>NAPPAGE</b>
⋮	2-3 mm apart

*These illustrations are property of Laboratorio Innoaesthetics. Unauthorized use of them may result in legal actions.*



# HAIR PRODUCTS

## APPLICATION

### Protocols

The professional will determine the application technique, amount of product, frequency, and follow-up according to the patient's needs.

PRODUCT	HAIR LOSS CONTROL		HAIR VITAL	
APPLICATION DEPTH	2 – 3 mm	-	2 – 3 mm	-
APPLICATION TECHNIQUE	Point by point	Nappage	Point by point	Nappage
DISTANCE BETWEEN POINTS	2 cm	2 – 3 mm	2 cm	2 – 3 mm
VOLUME PER INJECTION	1/2 to 1 ITU* (0,01 - 0,2 ml)	-	1/2 to 1 ITU* (0,01 - 0,2 ml)	-
TOTAL VOLUME INJECTED BY SESSION	1,5 – 2,5 ml		1,5 – 2,5 ml	
FREQUENCY AND NUMBER OF SESSIONS	1 session per week (8 sessions)		1 session per week (8 sessions)	
FOLLOW-UP	If necessary, this cycle can be repeated every 6 months		If necessary, this cycle can be repeated every 6 months	

\* One ITU (Innoaesthetics Therapeutic Unit) is equal to 0.02 ml.

[illegible]





INNOAESTHETICS

[www.innoaesthetics.com](http://www.innoaesthetics.com)

MKT202ENG\_TDS\_V1.2022