



paper mache and  
acrylic paint

**"The Birds"**



# Steps

1. Make a plan in your sketchbook: image of bird, what pose bird will be in, etc. **You have to show me before you start building!**
2. Make the frame of the bird: string, wire, styrofoam ball, cardboard
3. Paper Mache the bird. Every part of your bird needs paper mache skin, then let it dry.
4. Paint your bird, with acrylic paint.






























# Ugly Feet



*"Be honest. Do I have ugly feet?"*






















# Tree of Life

The Tree of Life commonly represents the interconnectedness of everything in the universe. It symbolizes togetherness and serves as a reminder that you are never alone or isolated, but rather that you are connected to the world.





# What Is Your Bird?









# **1 Page in Your Sketchbook**

## **Titled: Bird Sketch**



1) Sketch of bird that you will make.

2) Write 3 Sentences:  
Why you have chosen  
this bird?  
What do you like about  
it?



# Interesting Birds



A TELUS ORIGINAL

# Cănuick & I

PRODUCED BY THE WONDER DIRECTED BY PRODUCERS: SCOTTFREY TOMLIN BOGO COSTAR KAROLINKA ZELALEK  
CASTING SCOTTFREY TOMLIN BOGO, KAROLINKA ZELALEK MUSIC COMPOSERS: JORDAN GOLDS, BEN ROGERS

