



# the Dog Listener

Be safe around dogs: Become a Dog Listener!



Activity  
Copymasters

**AKC's Safety Around Dogs  
Program for Kids of All Ages.**



**AKC  
Canine  
Partners<sup>SM</sup>**



**AMERICAN  
KENNEL CLUB<sup>®</sup>**



## Dear Educators:

Since dogs are a big part of our society, the American Kennel Club® believes every child should be taught how to behave safely around them. From the family's own to the neighbor's dog; from the dog running loose in a park to one sitting in its owner's car, dogs provide us with clues on their disposition or mood. Understanding those clues or body language will help children avoid dangerous situations.

The AKC® designed this activity guide with safety as the top priority. This guide includes games, mazes, puzzles and coloring opportunities that encourage safe behavior around dogs. It teaches children how to read a dog's mood or as we like to say become a "dog listener." Designed for children of all ages, younger children may need you to read along with them as they complete the activities. Children can further their understanding of proper, safe behavior around dogs by participating in these activities.

All dog owners should properly obedience train and socialize their dogs. From an early age, dogs should be well-socialized with other dogs and with a variety of people, including children. Trained, obedient, socialized dogs are less likely to growl, bite, or become threatening around small children.

Children who learn to treat all dogs with careful consideration and respect, and who learn how to steer clear of potentially dangerous situations will be safer around dogs.

This booklet and its accompanying DVD teach children how to greet a dog, how to respect a dog's space (by learning to hear it's nonverbal communication) and how to avoid a stray dog, and what to do when they see a group of loose dogs.

Please show the "The Dog Listener" DVD; then use the activities in this guide to reinforce the DVD's safety lessons.


You may copy each activity page as often as necessary or distribute individual copies of the booklet to children. After students complete the activity sheets, encourage them to take the "Dog Listener" quiz and then fill in their names and color the certificate on the last page of the booklet for work well done.

Thank you for helping the AKC teach children to be "Dog Listeners" and to be safe and enjoy dogs!

Sincerely,



**AMERICAN  
KENNEL CLUB®**





# Table of Contents

## Inside Front Cover:

Note from the AKC

**Page 2:** How to Greet a Dog

**Page 3:** Megan Meets a Mastiff

**Page 4:** Make Like a Tree

**Page 5:** What to do if You See a Lost Dog

**Pages 6-7:** How to Listen to a Dog

**Page 8:** Have Fun With Your Dog!

**Page 9:** Train Your Dog



**Pages 10-11:** Help Justin Find His Way Home from School

**Pages 12-13:** If a Group of Loose Dogs Approaches...

**Pages 14-15:** Tommy Learns About Safety

**Page 16:** Safety Crossword

**Inside Back Cover:** Certificate



AMERICAN  
KENNEL CLUB®

8051 Arco Corporate Drive  
Suite 100

Raleigh, NC 27617-3390

Tel: 919-233-9767

www.akc.org

## The American Kennel Club Mission Statement

The American Kennel Club is dedicated to upholding the integrity of its Registry, promoting the sport of purebred dogs and breeding for type and function. Founded in 1884, the AKC and its affiliated organizations advocate for the purebred dog as a family companion, advance canine health and well-being, work to protect the rights of all dog owners and promote responsible dog ownership.




AMERICAN  
KENNEL CLUB®

# How to Greet a Dog

**R**emember these steps when meeting and greeting a dog. Always ask permission to pet a dog when it is on a leash and with its owner. Never greet a loose dog without an owner.

Even if you know the dog and are friends with its owner, it's important to remember and follow this plan.



**Grab some crayons, and color this illustration!**

- 1.** Always walk slowly to the dog's owner to ask if you can pet the dog.
- 2.** It's important to receive permission before petting the dog. If the owner says "no," politely accept the answer, and don't pet the dog.
- 3.** If the owner says "yes," curl your hand into a closed fist with the back of your hand facing upward. Extend your hand slowly to the dog.
- 4.** Allow the dog to sniff the back of your hand. We recognize people on sight; dogs recognize people by scent. Dogs sniff people to learn their scent.
- 5.** After the dog has sniffed your hand and has become familiar with you, pet it gently under the chin or on the chest.





AMERICAN  
KENNEL CLUB®

# Megan Meets a Mastiff

**M**egan and her mom are walking in the park near their home. As they round a corner on the trail, Megan spots a very large dog walking on a leash with its owner. The dog has floppy black ears and is about as tall as Megan. Megan wants to pet the dog.

## 1. What should she do?

- A. run up to the dog screaming excitedly
- B. approach the owner and dog slowly, and politely ask if she may pet the dog
- C. immediately begin patting the dog on the head

Mr. Morrison, the dog's owner, introduces Megan to his dog.

"His name is Mighty, and he is a Mastiff," says Mr. Morrison. "The Mastiff is one of the largest breeds of purebred dogs."

"Gosh," says Megan. "He is very big. May I pet him?"

"Yes," says Mr. Morrison. "Mighty is friendly. But you have to pet him correctly."

## 2. What should Megan do first?

- A. curl her hand into a fist, and slowly offer the back of her hand to the dog
- B. wave her hands in front of Mighty, and call his name
- C. jump up and down to get Mighty's attention

"That's good," says Mr. Morrison after Megan gently offered her hand to Mighty. "You followed the proper first step in greeting a dog."

Mighty sniffs Megan's hand. Now she is ready to pet Mighty. Mr. Morrison asks Mighty to sit, and the Mastiff obeys immediately. Mighty waits quietly for Megan to pet him.


## 3. Where should Megan pet Mighty?

- A. on the tail
- B. under the chin or on the chest
- C. under his tummy

"Thank you Mr. Morrison," says Megan as she gently rubs Mighty's chin. "He's really sweet."

Mighty wags his tail while Megan pets him. After a few minutes, Mr. Morrison asks Mighty to stand, and the two continue along the trail.

"Gosh, that was fun. I've never petted a dog as big as Mighty before," says Megan. She takes her mother's hand, and they finish their walk.



ANSWERS

1-B, 2-A, 3-B

[www.akc.org](http://www.akc.org)






AMERICAN  
KENNEL CLUB®



# Make Like a Tree

“Make like a tree.” This safety tip could prevent injury if you encounter a threatening or a loose dog. A dog should be kept on a leash when it is out in a public place. However, you may see a dog wandering loose without an owner.

Never approach or pet a loose dog or a dog without an owner. But a loose dog may approach you. In that case, don't run away, and don't yell or make loud noises.



If a loose dog approaches:

- Stand very still like a tree.
- Cross your arms over your chest, as if you are giving yourself a great big hug. (This shape forms the trunk of your tree.)
- Look away from the dog. Dogs think direct eye contact is a challenge for power and control. You do not want to challenge the dog. You want the dog to go away.

## Unscramble the missing word in each of the sentences below.

1. If you see a dog you don't know, stand very still like a \_\_\_\_\_ (**ERTE**) and \_\_\_\_\_ (**SROSC**) your arms over your chest.
2. Look \_\_\_\_\_ (**YWAA**) from loose dogs.
3. When a dog is out for a walk, it should be on a \_\_\_\_\_ (**HASEL**).
4. If you see a stray dog in your neighborhood, tell an \_\_\_\_\_ (**TULDA**) immediately.
5. Before petting a dog you don't know, always ask the owner for \_\_\_\_\_ (**SERPMISONI**).


### ANSWERS

1. tree, cross, 2. away, 3. leash, 4. adult, 5. permission.



# What to Do if You See a Lost Dog

**I**f you were playing outside and saw a dog you didn't know wandering in the neighborhood, what would you do? Draw a line connecting the paw-print trail to learn how you can stay safe, and help a lost dog find its way home.




**Never run to or away from a dog you don't know. Stand still, then slowly and quietly back away from the dog.**

**Tell an adult about the dog.**

**If the dog is friendly, the adult can check for its ID tags and call the dog's owner.**

**If the dog doesn't have identification, ask the adult to call area vets and the animal shelter to help find the dog's owner. If the dog has a microchip, the vet or shelter can use a scanner to find the chip and the dog's home.**

**If the dog is not friendly, stay away from it, and ask the adult to call an animal control officer.**








AMERICAN  
KENNEL CLUB®

# How to Listen to a Dog



**Color this picture.**

**Y**ou should not approach a strange dog without an adult present. If an adult is around or when you are in the company of a dog you know, his body language communicates how he feels. Learning to read body language or “listening” to what the dog is trying to tell you will help you stay safe around dogs.

## **Signs of a relaxed dog are:**

- Tail down or wagging back and forth
- Its mouth and lips are relaxed (may appear to be smiling)
- Ears are neither back or forward
- You may be able to see its tongue
- Hair will lie smooth along its back

## **Signs of a threatening dog are:**

- Wrinkled nose that draws back to reveal its teeth
- Body may appear tense and cocked
- Hair along the back of its neck may be raised, forming a long column along the spine
- May growl or snarl
- Ears may be pinned back

*It is best to avoid any dog displaying any of these signs or acting in a threatening manner.*







AMERICAN  
KENNEL CLUB®

**Can you tell which dog is in a friendly mood?  
Circle the letters of your answers below.**


**1. A**




**B**



**2. A**




**B**



**3. A**



**B**




ANSWERS  
.....  
1-A, 2-A, 3-B






# Have Fun With Your Dog!




AKC  
Canine  
Partners<sup>SM</sup>

**Y**our dog loves to be with you and have fun! Why not have fun together? Once your dog has basic obedience, there are many fun activities you can get involved in with your dog.



**All** dogs can join in the fun! Your dog can become an AKC Canine Partner<sup>SM</sup> and compete in events, like Agility, Obedience and AKC Rally<sup>®</sup>!



Ask your parents to sign up your dog today at [moredogfun.com](http://moredogfun.com).

## AKC Canine Partners<sup>SM</sup>

### LOTS MORE DOG FUN<sup>SM</sup>



# Train Your Dog

**A** well-trained and well-socialized dog is less likely to bite. Dogs need to learn obedience commands and manners to become good citizens. Ask your parents to enroll your dog in an obedience class.

## Some things to remember:




There are five basic commands - sit, stay, come, heel & down.



Reward your dog for behaving well.



Socialize your dog. Let him know that other people and dogs are not a threat, but can be friends.



M W K E L R Z M E O L P B  
 J N K N M F Q C R D M C R  
 Q F W L C Y N X E F O N O  
 V O H L A E W T W W K T H  
 D U A J I E O E A X H F A  
 M S V D Y W M N R U Z G G  
 S A E Y A T S O D F W A P  
 Y B N B P C C X C Q Q W S  
 O Q E N Y C C O A K L U R  
 N W X X E G C X L Y D N R  
 M M G F E R O U E I Q T M  
 C V C K Y Y S G E V K O O  
 C O M M A N D S H S I T O

### Answers

O S I T H S N A N D S C O M M A N D S  
 O O V A K O O C V C K Y T S G C V A C  
 M M G F E R O U E I Q T M M W G F E R O U E I Q T M  
 R L D N R N W X X E G C X L Y D N R  
 R A K L U R O Q E N Y C C O A K L U R  
 S C Q W S Y B N B P C C X C Q Q W S  
 P F W A P D F W A P S A E Y A T S O D F W A P  
 G U Z G G M S V D Y W M N R U Z G G  
 A H X F A D U A J I E O E A X H F A  
 H W K T H V O H L A E W T W W K T H  
 O F O N O Q F W L C Y N X E F O N O  
 R D M C R J N K N M F Q C R D M C R  
 B O L P B M W K E L R Z M E O L P B

**Try to find the hidden words about training. Words can be backward or diagonal too. Good luck!**

### Hidden words:

CLASS

COME

COMMANDS

DOWN

HEEL

MANNERS

OBEDIENCE

REWARD







SIT

STAY

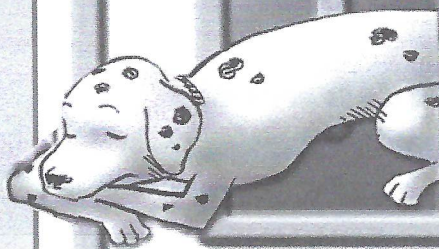



# Help Justin Find His Way Home from School

Keep the following rules in mind when you are walking through your neighborhood or any other time you may encounter dogs.

-  Respect a dog's space. Keep your hands away from a dog's fence. A dog considers its yard personal property and may growl or bite to protect it.
-  The same rule applies to a car. Don't reach through a car window to pet a dog. A dog considers its car personal property and may bite to protect its territory.
-  If you should see two dogs fighting, don't reach your hand between them to try to separate them. Find an adult to help. Even if one of the dogs is yours, always find an adult to help. You could become seriously injured if you try to separate the dogs yourself.
-  "Let sleeping dogs lie" is a good rule to follow. That goes for a dog that is eating or drinking as well.
-  Be cautious around a mother dog with her puppies. She will be naturally protective.
-  A dog likes its toys and may not like it if you try to take one away. If a dog will not drop a toy from its mouth on command, ask an adult for help.


start here!







Justin is walking home from school. He needs to sidestep danger and arrive home safely. Look closely at this maze. There are several situations Justin should avoid because they could lead to dog bites. He should avoid approaching or petting a dog behind a fence, a sleeping dog, a dog with its toy, a loose dog and a dam (mother dog) and her pups.








AMERICAN  
KENNEL CLUB®

# If a Group of Loose

If you see a group of loose dogs running toward you, you may be scared and even cry, but stay calm, and try to get away from the dogs. Do not stare at the dogs or throw things at them. Take something you have with you, such as a book from your backpack or a hat. Toss the object away from you and away from the dogs. This should attract their attention toward the object — and away from you. The dogs should move toward the thrown object to sniff and investigate it. This will give you a chance to slowly turn and walk away.

**Look at the pictures below.  
Answer the questions on the lines next to the pictures.**



**1. What is Jack doing wrong?**

---

---

---


---

---

---

---

---



**2. What is Jack doing wrong?**

---

---

---

---

---

---

---

---

# Dogs Approaches . . .

**3. What is Jack doing correctly?**

---

---

---



---

---

---

---

---



**4. What is Jack doing correctly?**

---

---

---


---

---

---

---

---



## ANSWERS

1. Jack is staring directly at the group of dogs. The dogs may see this as a challenge to a fight.
2. Jack is throwing rocks at the dogs. This could make them angry, and they could try to bite Jack.
3. Jack is tossing his baseball cap away from him and away from the dogs. This could distract the dogs and draw their attention.
4. Once the dogs are interested in the hat instead of Jack, he correctly walks away with his hands in his pockets.



# Tommy Learns

**Unscramble the words below, and help Aunt Sally teach Tommy about safety.**



Tommy visits his Aunt Sally a few times a year. Aunt Sally has a little dog named Tickle. Since Tommy doesn't visit Aunt Sally every weekend, sometimes she needs to remind him how to play safely with Tickle.

"Gosh," says Tommy, "I hadn't thought about that. How should I get the \_\_\_\_\_ (**LBAL**)?" Aunt Sally walks over to Tickle and commands her dog to \_\_\_\_\_ (**PDRO**) the ball.

On Saturday Tickle and Tommy are playing in Aunt Sally's backyard. Aunt Sally is trimming her hedges while Tommy throws a bright red \_\_\_\_\_ (**ALLB**) and Tickle fetches it. After the third throw, \_\_\_\_\_ (**LESTKCI**) lies down and starts chewing on the ball. Tommy wants to keep playing, so he reaches toward Tickle's

\_\_\_\_\_ (**HUOTM**).

"Stop," says Aunt Sally. "Tickle does not know you very well, and she might feel threatened by you reaching for the ball in her mouth."



**Remember:** Respect a dog's space. Don't reach for a toy in an unfamiliar dog's mouth. Train your dog to drop toys on command.



# About Safety

Tickles releases the ball instantly.

“OK,” says Tommy. “I see now that I shouldn’t take a toy away from a dog I don’t know very well.”

“Right,” says Aunt Sally, scratching Tickles behind the ears.

**L**ater that afternoon Aunt Sally \_\_\_\_\_ **(DEFES)**

Tickles. She puts dry food in a \_\_\_\_\_

**(HDIS)** and calls her dog.

Tickles comes running, and soon her nose is buried in the bowl. Tommy walks into the kitchen, sees Tickles and

reaches down to \_\_\_\_\_ **(TEP)**

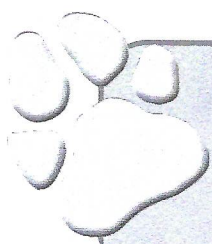
her. “Wait a minute,” says Aunt Sally. “It’s best not to disturb Tickles while she is eating. She may get upset.”

Tommy sits down at the table where his Aunt Sally is tossing a salad for their dinner.



“Can I play with Tickles after she is finished \_\_\_\_\_ **(NGITAE)?**” asks Tommy. Aunt Sally pats his hand.

“Of course, dear,” she says. “Once Tickles is finished she will be happy to \_\_\_\_\_ **(YAPL)** with you.”



**Remember:** Dogs are protective of their food dishes and may become upset or feel threatened if you try to pet them. Wait for a dog to finish eating, drinking, or sleeping before you pet or play with it.

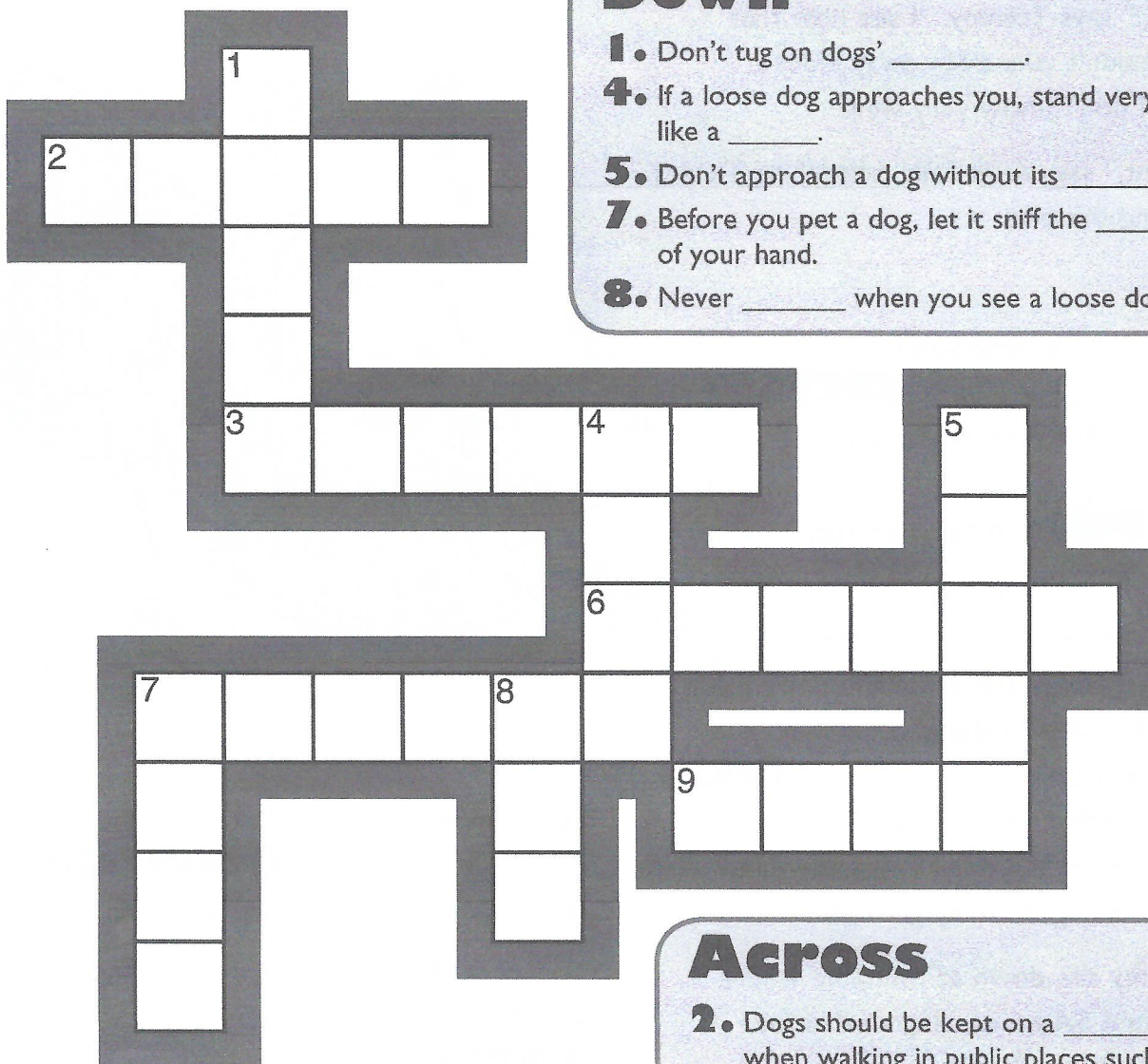




AMERICAN  
KENNEL CLUB®

# Safety Crossword

Use the clues to complete the crossword below.



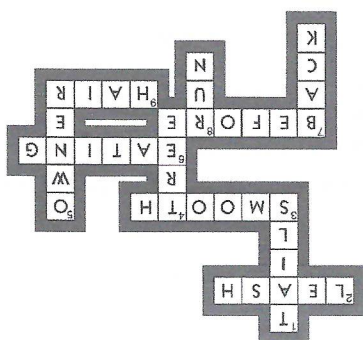
## Down

- 1. Don't tug on dogs' \_\_\_\_\_.
- 4. If a loose dog approaches you, stand very still like a \_\_\_\_\_.
- 5. Don't approach a dog without its \_\_\_\_\_.
- 7. Before you pet a dog, let it sniff the \_\_\_\_\_ of your hand.
- 8. Never \_\_\_\_\_ when you see a loose dog.

## Across

- 2. Dogs should be kept on a \_\_\_\_\_ when walking in public places such as the park or near a playground.
- 3. When a dog's coat is \_\_\_\_\_ along its back, it may be relaxed.
- 6. Never disturb a dog while it's \_\_\_\_\_.
- 7. Always ask permission \_\_\_\_\_ petting a dog.
- 9. When a dog's \_\_\_\_\_ is raised along its back, it may not be in a friendly mood.


ANSWERS



## Congratulations!

Now that you have watched "The Dog Listener" and completed the activity guide you have earned the title of "Dog Listener." Color this certificate and hang it in your room, classroom, or on the refrigerator. As a Dog Listener you should remember to always act safely around dogs.


# "Your Safety Begins with You."





**has completed the requirements to become an AKC Dog Listener.**



AMERICAN  
KENNEL CLUB®



AKC  
Canine  
Partners™



[www.akc.org](http://www.akc.org)



**Brought to you by:**



**AMERICAN  
KENNEL CLUB®**



**The American Kennel Club  
8051 Arco Corporate Drive, Suite 100  
Raleigh, NC 27617-3390  
(919) 233-9767  
info@akc.org**

The information contained herein is a general guide and provided to offer suggestions to children for safety around dogs. Because all animals, including dogs, may be unpredictable and have individual characteristics and traits, AKC cannot and does not warrant that following these suggestions will prevent injury or harm. Therefore, AKC disclaims responsibility for any event resulting from the use or misuse of the information contained herein.

[www.akc.org](http://www.akc.org)

PBSAF2 (12/10)